

THULE
SWEDEN

Time
to go.



2011

BRING YOUR GEAR
NORTH AMERICA

Your test...

There is that moment when breaths come hard, limbs hang heavy and you have to make a choice: give into the sweat or ride the adrenaline. With each mile, each turn, each movement that struggle shifts. It's no longer you against nature. It's you against you.

Whether your test includes loading up the bikes for 2,000 feet of elevation changes, or packing up the luggage and the cargo box for a weekend with the family, Thule is designed to get you there. The challenge should be what lies ahead on the open road, and not how you are going to get your gear there.







12

Contents

Tested for Life.....	6
Why Thule?	8

Racks

12

Bike

24

Technology & Features	25
Fork Mounted Carriers.....	26
Upright Mounted Carriers	30
Platform Hitch Racks.....	32
Hanging Hitch Racks.....	35
Rear Mounted Racks.....	38
Pick-up Truck Racks.....	42

Water

46

Technology & Features	47
Lift-Assist Carrier	48
Load-Assist Carriers	50
Vertical Carriers	52
Horizontal Carriers.....	55
Surf/SUP Carriers	58

Snowsport

64

Technology & Features	65
Cargo Boxes	66
Open-Air Carriers.....	68
Hitch Carrier	71

Cargo

74

Technology & Features	75
Cargo Boxes	76
Cargo Bags	81
Cargo Basket	82
Thule Crossover™	84
Thule Transport.....	87

Technical Information	90
-----------------------------	----

64



85



87



There's no such thing as too much testing.

That's what we think anyway. We build products that live up to just about any challenge. At the Thule Quality Test Center, we bend, brake, shake, and crash our products before we let you touch them. That is why Thule makes some of the strongest, most weather resistant and longest lasting products on the planet.





Why Thule?

**Perfect Fit.
Stringent Testing Standards.
Made in the USA.**



Perfect Fit. Thule's goal is not only to fit as many vehicles as possible, but to fit them safely and securely. We offer more over-all fits than any other rack manufacturers, giving you the most options for your carrying needs.



Stringent Testing Standards. With testing facilities throughout the world, Thule manufactures some of the strongest, most durable and longest lasting products on the market. We are so confident; we back our rack systems and carriers with a lifetime warranty.



Made in the USA with solar power. Over 80% of Thule products are made in USA of U.S. and imported parts. By manufacturing locally, we are able to have better control over our quality process. When your transporting your gear, take comfort that our North American factories were the last to inspect it. Even more important, locally made car racks reduce our environmental impact!

A foundation to last a lifetime

If you want to build something solid, you have to start with a strong foundation. From our humble beginnings in Sweden in 1962, Thule has been developing, testing and building the most durable rack systems on the market. Over the past 5 decades we have been transporting gear that gives people the freedom to enjoy an active lifestyle. We know how strong our foundation is. That's why we guarantee our rack systems for life.





Racks

Solid, dependable and able to fit almost any vehicle, our base racks are the best you can buy. Whether you go for the styling and aerodynamic design of the Thule Rapid Aero bar, or the timeless design of Thule square bars, you can rest easy that you will get your gear where you are going safely and easily.



Technology & Features



Simplified Installation

User-friendly features found on Thule Foot Packs allow for quick installation onto your vehicle. For example, the Thule Traverse™ has an integrated AcuTight™ tensioning tool that visually indicates when the rack is safely attached to the vehicle.



Utilize Existing Factory Rails

Thule's Crossroad™ Foot Pack easily converts existing factory racks with raised side rails into full-featured Thule rack systems. Better yet – it only takes 5 minutes to install!



Two Bar Options for a Custom Look

Choose between two styles of load bars – premium Rapid Aero™ bars or the more standard square bar. Both are backed by a lifetime warranty.



Thule One-Key™ System Compatible

Avoid the hassle of carrying several different keys by upgrading to Thule One-Key™ System and get one key for all Thule products.

Getting Started.

1

Look up your vehicle in the Thule Fit Guide (in-store or at thule.com). Or use the new mobile fit guide at m.thule.com.

As long as you know your vehicle's make, model and year, you can easily find out which rack systems will fit your vehicle. Enter in your vehicle information and both the web and mobile fit guides provide you with a list of all available racks and accessories that will perfectly fit your vehicle.



Thule's new mobile fit guide (m.thule.com)

2

**Choose your load bar:
Rapid Aero™ or square.**

For most vehicles, you will have to decide which load bar best suits your needs: Thule's premium Rapid Aero bar or our standard square bar. Rapid Aero bars are ultra-lightweight, aerodynamic and nicely complement all vehicles. The more basic square bars are heavy galvanized steel and are plastic coated to resist corrosion.

Both bars are available in four different lengths and are sold in pairs. The Fit Guide will recommend the length that best suits your vehicle.

TIP: Rapid Aero bar part numbers always start with "RB" followed by the dimension of the bar (ie., RB53).



Rapid Aero™ Bar




Square Bar

3

Select your Foot and Fit Kit.

Thule Feet are designed and tested to fit specific roof lines and existing factory racks to give you the strongest, safest and most secure foundations for transporting gear on your roof. The Fit Guide will direct you to the correct Foot type for your vehicle. In most cases, you will also need to purchase a Fit Kit (also indicated in the Fit Guide). The Fit Kit consists of custom Foot pads and brackets that are made to perfectly secure the Thule base rack to your vehicle.

TIP: Part numbers for all Rapid Aero Feet end with “R” (ie., 480R). Feet for use with square bars do not have the “R” designation.



1 Thule Rapid Traverse™ Foot
2 Fit Kit

4

Add the optional accessories to complete your rack system.



Fairings 870XT, 871XT, 872XT, 873XT

Stylish accessory helps air to flow over bars for better aerodynamics and a quieter ride.

- Clip on design fits Thule Rapid Aero™ and square load bars
- Rigid construction helps to eliminate wind noise



One-Key™ Lock Cylinders 512, 544, 596, 588

Lock cylinders fit Thule accessories and rack feet.

- One number-coded key fits multiple locks
- Sold in 2 (#512), 4 (#544), 6 (#596) and 8 (#588) cylinder sets



Rapid Aero™ bar



Rapid Aero™ Load Bars

Premium, ultra-lightweight aluminum load bars for use with the Thule Rapid roof rack system. Aerodynamic, oval load bars look great on any vehicle and may help reduce cabin noise.

Rapid Aero™ Load Bars

- Integrated T-slot for easy mounting of select Thule accessories
- Carries up to 165lbs of cargo (see Thule Fit Guide for vehicle specific recommendations)
- Optimal fit on most vehicles with 4 load bar lengths available: 43", 47", 53" and 60"
- Sold 2 bars per pack
- Rapid system feet and fit kit are sold separately



Square bar






Square Load Bars

Heavy-duty, galvanized steel load bars are plastic coated to resist corrosion. Available in multiple bar lengths, Thule Square bars deliver maximum load carrier versatility.

Square Load Bars

- Carries up to 165lbs of cargo (see Thule Fit Guide for vehicle specific recommendations)
- Available in 4 lengths of 50", 58", 65" and 78"
- Sold 2 bars per pack
- Square system feet and fit kit are sold separately



Pick-up truck rack



Xsporter™ Multi-Height Aluminum Truck Rack

Provides maximum loading flexibility, superior carrying capability and sleek, stylish appearance through its patented HeightAdjust™ load bars, 6000 grade aluminum design and dual-slot reinforced bars.

Technology & Features



HeightAdjust™

Load bars can be raised or lowered to 5 different heights for convenient loading, carrying and unloading.

Xsporter™ 422XT

- HeightAdjust™ load bars can be raised or lowered to 5 different heights for convenient loading, carrying and unloading
- 6000 grade aluminum design provides strength to carry up to 450 pounds* and resists rusting for a lifetime of reliable operation and great looks
- Integrated WearGuard™ strips in load bars protect against wear on equipment and minimize wind noise
- Adjustable load stops slide across each load bar for safe and secure attachment of equipment and materials
- Quick and easy installation requires no cutting or drilling and only limited assembly
- 4 One-Key™ lock cylinders included to secure rack to vehicle
- Compatible with most Thule accessories; may require Xadapt™ adapter (sold separately)
- Adapters available for the newest pick-up trucks equipped with bed track systems:
 - XK1 – adapts to 2005- Toyota Tacoma
 - XK2 – adapts to 2007- Toyota Tundra with bed track system

*Load capacity SHOULD NOT exceed the vehicle manufacturer's cargo and/or entire vehicle capacity weight rating. Consult vehicle manufacturer for capacity ratings.

Freedom to tour the outdoors

For some, freedom comes in the form of 2 wheels and the endless trail in front of them. From a leisurely ride on a coastal bike path, to an adrenaline filled descent down your favorite mountain, a bike gives you the freedom to go where no vehicle can. Let Thule start your tour of the outdoors.





Bike

Thule bike carriers and hitch racks make it easy to transport your bikes to your destination so you can enjoy the outdoors. On your roof, mounted to the rear of your vehicle or connected to your hitch, we have a wide variety of options to fit your needs, your vehicle and your style of bike.



Carrier Options



Roof Carriers

Thule's roof carriers better protect your bike from road dirt, and offer a versatile, stable and secure carrying solution. Other accessories can be easily added to your base rack. Available in fork mount and upright models to transport 1 to 6 bikes.



Hitch Racks

Thule's hitch racks are easy to install and use. Since minimal lifting is required, bike loading is a cinch. These racks mount directly to your receiver hitch so no base rack is required. Multiple options available to carry 1 to 5 bikes.



Trunk, Hatch & Spare Tire Racks

No hitch receiver? Thule has a wide variety of racks that mount directly to your vehicle. These racks are compact, easy to install and carry 1 to 3 bikes.



Truck Racks

Thule offers several, easy-access options for carrying bikes in the bed of your pick-up truck. Bikes can be locked to the rack for added security.

Technology & Features



No Frame Contact

Thule's Sidearm™, T2™ and Insta-Gater™ carry your bikes safely while only making contact with the wheels.



Direct to Factory Rack Attachment

Thule's Sidearm™ and Domestique™ roof mounted bike carriers attach directly to most factory racks.



Tilt Function

Most of our hitch racks tilt away from the vehicle for trunk, hatch or tailgate access. The T2™ and Revolver™ tilt away with bikes in place.



Minimal Lifting Required

If lifting bikes onto your roof is an concern, consider one of Thule's many hitch rack solutions. These racks are easy to use and can be installed quickly allowing you to spend less time loading and more time riding.



Thule One-Key™ System Compatible

Avoid the hassle of several different keys by upgrading to Thule One-Key™ System and get one key for all Thule products.



Foldable

Easy to fold up, stow away and store. Available on most Thule hitch and rear mounted bike racks.



Roof mounted





Echelon™

This top of the line fork mounted carrier provides maximum stability and protection with its durable all-metal head and stiff double-wall tray.

Technology & Features



Double-wall Tray

Aluminum tray provides maximum strength and rigidity.



Pressure Dial

Optimizes force on dropouts increasing hold, and eliminating damage to fork.

Echelon™ 518

- The equalized twin cam self-adjusting clamp automatically adjusts to fit a variety of fork dropout thicknesses for a secure hold
- Versatile design fits most disc brake and suspension combinations with standard 9mm axles
- Precise ergonomic pressure dial optimizes force on dropouts increasing hold, and eliminating damage to fork
- Aerodynamic, durable die-cast metal head for increased security and product life
- Ratcheting wheel strap quickly secures back wheel to tray
- Carries bikes with wheelbases up to 48" and tire widths up to 2.6". Even works with high profile rims
- Corrosion resistant double-wall aluminum tray provides maximum strength and rigidity
- One-Key™ lock cylinder (sold separately) locks the bike to carrier and carrier to rack
- Fits Thule rack systems or round bars
- Factory rack compatible with Thule Ride-On Adapter™ (#532, sold separately)




Peloton™

A premium clamp-style fork mounted carrier with versatile design that securely holds the fork blades of your bike.

Peloton™ 517

- Easy-to-use thumb wheel dial sets clamp pressure on fork to safely transport bicycle
- Versatile design fits most disc brake and suspension combinations with standard 9mm axles
- Ratcheting wheel strap quickly secures back wheel to tray
- The double-wall aluminum tray provides maximum strength and rigidity
- Carries bikes with wheelbases up to 48" and tire widths up to 2.6". Even works with high profile rims
- 1 One-Key™ lock cylinder (sold separately) locks the bike to carrier and carrier to rack
- Fits Thule rack systems or round bars
- Factory rack compatible with Thule Ride-On Adapter™ (#532, sold separately)

Technology & Features



Thumb Wheel Dial
Easy-to-use dial sets clamp pressure on fork to safely transport bicycle.



Ratcheting Wheel Strap
Quickly secures back wheel to tray.


Domestique™

Premium direct-to-factory crossbar carrier delivers maximum stability and protection through its oversized aluminum tray and precision skewer.

Domestique™ 513

- Aerodynamic durable aluminum construction provides stable mounting platform
- Easy-to-use lockable stainless steel skewer with oversized lever makes for secure loading and unloading
- Adjustable wheel strap with integrated wheel stabilizer for secure bike transport
- Versatile design is compatible with standard 9mm axles and most disc brakes
- Fits bike wheelbases up to 48" and tire widths up to 2.3"
- 1 One-Key™ lock cylinder (sold separately) locks the bike to carrier and carrier to rack
- Fits Thule rack systems, round bars and most factory racks

Technology & Features



Stainless Steel Skewer
Easy-to-use lockable stainless steel skewer with oversized lever makes for secure loading and unloading.



Prologue™

Transport your bicycle quickly and safely with this lockable fork mounted carrier.

Prologue™ 516

- Easy-to-use stainless steel skewer with oversized lever makes for secure loading and unloading
- Compatible with most 9mm disc brakes
- High-strength nylon composite head
- Single-wall aluminum tray fits bicycle wheelbases up to 48" and tire widths up to 2.6"
- 1 One-Key™ lock cylinder (sold separately) locks the bike to carrier and carrier to rack
- Fits Thule rack systems or round bars
- Factory rack compatible with Thule Ride-On Adapter™ (#532, sold separately)

Tandem Carrier Pivoting

The quickest and easiest tandem and recumbent bike carrier on the market. This unique design requires only one person to load/unload bike.

Tandem Carrier Pivoting 558P

- Innovative pivoting fork mount design enables easy one-person loading and unloading
- Secure stainless steel skewer holds fork in place for safe transport
- Corrosion resistant 75" aluminum wheel tray and stainless steel hardware for years of trouble-free use
- Rear tray can be removed for trunk/hatch clearance and conventional bike transport
- Fits Thule rack systems or round bars



Add On Accessories

Ride-On Adapter™ 532

Enables Thule roof mount bike carriers to be used on a vehicle's factory installed rack – two bike maximum.

- Universal mounting hardware securely attaches directly to most factory racks



Wheel On™ 593

Keep your trunk clutter-free by putting your front wheels safely on your roof.

- Fits all quick release wheels from 24" to 29"
- Fits Thule rack systems, round bars and most factory racks



Thru-Axle Adapter™

53015, 53020, 530L
Patented adapter design allows you to carry 15mm, 20mm or Cannondale Lefty® front suspension forks on existing Thule and most other fork mounted bike carriers.

NEW



One-Key™ Lock Cylinders

512, 544, 596, 588
Lock cylinders fit Thule accessories and rack feet.

- One number-coded key fits multiple locks
- Sold in 2 (#512), 4 (#544), 6 (#596) and 8 (#588) cylinder sets





Sidearm™TM

Get maximum frame protection with this upright roof-mounted bike carrier as it makes contact with wheel only.

Technology & Features



SecureHook™
Holds the bike by grabbing the front wheel – no frame contact is made.



Mounting Hardware
Fits Thule rack systems, round bars and most factory racks.

Sidearm™ 594XT

- SecureHook™ holds the bike by grabbing the front wheel – no frame contact is made
- Ratcheting wheel strap quickly secures back wheel to tray
- Versatile design accommodates bikes with disc brakes, thru-axles and other non-traditional frame designs
- Corrosion resistant double-wall aluminum tray provides maximum strength and rigidity
- Fits 20" to 29" wheel diameter bicycles with tires up to 2.6" wide
- 2 One-Key™ lock cylinders (sold separately) lock the bike to carrier and carrier to rack
- Fits Thule rack systems, round bars and most factory racks




Criterium™

Advanced “frame-hold” design for this upright roof carrier provides a quick, precise hold and a more stable ride.

Criterium™ 598

- C-Clamp™ has an integrated dial that gently grips and holds the bike frame for greater stability
- Ratcheting wheel straps quickly secure wheels to tray
- Stylish aluminum tray holds bike in place while loading and provides rust-free protection
- Fits bike frames up to 3 $\frac{3}{8}$ " in diameter and tires up to 2.6" wide
- 2 One-Key™ lock cylinders (sold separately) locks the bike to carrier and carrier to rack
- Fits Thule rack systems or round bars
- Factory rack compatible with Thule Ride-On Adapter™ (#532, sold separately)

Technology & Features



C-Clamp™

Integrated dial gently grips and holds the bike frame for greater stability.

Big Mouth™

Rock-solid upright carrier with easy to use clamp design at a great value.

Big Mouth™ 599XTR

- Self-adjusting jaws automatically wrap around the downtube for precise frame hold
- Fits bike frames up to 3 $\frac{3}{8}$ " in diameter and tires up to 2.6" wide
- 1 One-Key™ lock cylinder (sold separately) locks the bike to carrier and carrier to rack
- Fits Thule rack systems or round bars
- Factory rack compatible with Thule Ride-On Adapter™ (#532, sold separately)



Add On Accessories

Ride-On Adapter™ 532

Enables Thule roof mount bike carriers to be used on a vehicle's factory installed rack – two bike maximum.

- Universal mounting hardware securely attaches directly to most factory racks



One-Key™ Lock Cylinders

512, 544, 596, 588

Lock cylinders fit Thule accessories and rack feet.

- One number-coded key fits multiple locks
- Sold in 2 (#512), 4 (#544), 6 (#596) and 8 (#588) cylinder sets





Hitch racks






NEW

T2™

This premier platform hitch rack is the fastest to load and remove bikes with minimal lifting for ultimate convenience.

Technology & Features



SecureHook™

Secures the bike without making frame contact and includes integrated cable lock.



Tilt Function

Carrier folds and stores when not in use or tilts down for rear of vehicle access.

T2™ 916XTR, 917XTR

- SecureHook™ with integrated cable lock secures the bike without making frame contact
- Hitch Switch™ lever folds and stores platform when not in use or tilts down for rear of vehicle access
- Reinforced tray provides maximum strength and rust-free protection
- Adjustable wheel strap quickly secures back wheel to tray
- Fits 20" to 29" wheel diameter bicycles with up to 3" wide tires
- Accommodates bicycles with disc brakes, thru-axles and other non-traditional frame designs
- Integrated locking cable wraps around bike frame to lock bikes to the hitch rack (One-Key™ lock cylinder included)
- Snug-Tite™ receiver lock virtually eliminates hitch rack movement in receiver and locks the hitch rack to the vehicle
- Carries up to 2 bikes:
 - #916XTR – fits 2" receivers only
 - #917XTR – fits 1 1/4" receivers only
- Can carry up to 4 bikes with optional T2™ 2 Bike Add-On (#918XTR, sold separately)



Carry up to 4 bikes with this Add On

NEW



T2™ 2 Bike Add-On 918XTR

This add-on to our premier platform hitch rack allows 4 bike capacity (2" receivers only).

- 2 One-Key™ lock cylinders included to lock the bikes to hitch rack
- Fits 2" receivers only. Must be used in conjunction with T2™ (#916XTR, sold separately)



Doubletrack™

Lightweight platform hitch with adjustable mast hooks loads and unloads in seconds while transporting bikes safely and securely.

Technology & Features



Sliding Wheel Trays
Wheel trays slide independently to eliminate bike-to-bike contact.



Foldable
Rack folds up when not in use.

Doubletrack™ 990XT

- Foldable center mast's ratchet hooks move independently to grab, hold and stabilize each bike quickly and easily
- Reinforced wheel trays slide independently along platforms to eliminate bike-to-bike contact
- Ratcheting wheel straps quickly secure bike wheels to trays
- Hitch Switch™ lever folds and stores platform when not in use
- Accommodates wheel bases up to 48"
- Fits the widest range of bike sizes and shapes – even cruisers with fenders – up to 3" wide tires
- Includes 2 One-Key™ lock cylinders to lock the bikes to hitch rack
- Snug-Tite™ receiver lock virtually eliminates hitch rack movement in receiver and locks the hitch rack to the vehicle
- Carries up to 2 bikes and fits 1¼" or 2" receivers

Transport and Store Your Bikes with These Add Ons

Round Trip™ Bike Case 699

Airline/UPS approved heavy-duty travel case for road, cyclocross and mountain bikes.

- Dividers keep wheels separated from frame
- Includes gear bags for clothes, tools and more
- Durable polyethylene construction with integrated wheels for easy transport
- UPS shippable 47" x 30½" x 10½" (outer), 45" x 28½" x 10" (inner); 30lbs
- Roof Mount Kit (#RFM) sold separately
- Security lock sold separately




Bike Stacker BSTK2

Freestanding storage bike rack for your home, apartment or garage.

- Bike hanger arms adjust independently to any height up and down the bike rack
- V-shaped soft rubber bike holders fully cushion and protect each bicycle and will not mar bike paint or crush bike cables, etc.
- Holds even the heaviest of bicycles with its strong 1" x 2" steel construction
- Freestanding; no headaches with having to install on wall
- Dimensions: 84"H x 31"W x 21"D





Helium™

Ultra-light aluminum hitch rack is nearly half the weight of a traditional carrier making for easier installation and removal of rack.

Technology & Features



Integrated Cable Lock

Secures your bike to the rack and stores conveniently in hitch rack.



Tilt Function

Arms fold and store when not in use and carrier tilts down for rear access.

Helium™ 970XT, 971XT

- Ultra-light aluminum construction for easy handling, installation and removal
- No-tool installation – simply load into hitch and tighten receiver knob
- Narrow cradle arms hold a wider range of bike frames including smaller child frames
- T3™ Cradles hold bikes in place for maximum frame protection and stability
- Patented No-Sway Cage™ prevents bike-to-bike contact
- Hitch Switch™ folds arms down when not in use and tilts carrier away from vehicle for trunk, hatch or tailgate access
- Integrated locking cable and receiver lock knob secure bike to hitch rack and hitch rack to vehicle
- Hitch adapter included to accommodate 1 1/4" or 2" receivers with one product
- Available models:
 - #970XT – carries up to 2 bikes
 - #971XT – carries up to 3 bikes



Revolver™

This premium hitch rack provides ultimate convenience, allowing you to swing your fully loaded 4 bike hitch rack away from your vehicle for full rear access.

Technology & Features



Swings Away

Hitch rack swings away from vehicle with the bikes still loaded for convenient full rear vehicle access.

Revolver™ 964

- Loaded hitch swings away from vehicle for full rear vehicle access
- T3™ Cradles hold bikes in place for maximum frame protection and stability
- Patented No-Sway Cage™ prevents bike-to-bike contact
- Integrated locking cable and receiver lock secure bike to hitch rack and hitch rack to vehicle
- Arms fold down when not in use
- High-strength steel construction
- Carries up to 4 bikes and fits 2" receivers only

Ridgeline™

Carrying up to 4 bikes, this high strength, steel constructed hitch rack provides maximum stability, protection and security.

Ridgeline™ 954

- T3™ Cradles hold bikes in place for maximum frame protection and stability
- Patented No-Sway Cage™ prevents bike-to-bike contact
- Hitch Switch™ folds arms down when not in use and tilts carrier away from vehicle for trunk, hatch or tailgate access
- Hitch adapter included to accommodate 1¼" or 2" receivers with one product
- High-strength steel construction
- Integrated locking cable and receiver lock secure bike to hitch rack and hitch rack to vehicle
- Carries up to 4 bikes and fits 1¼" or 2" receivers





Roadway™

The largest transporting capacity in the line, the Roadway hitch rack is available to carry 2 to 5 bikes.

Roadway™ 912XT/914XT/915XT

- Stay-Put™ cradles with detachable anti-sway cages prevent bike-to-bike and bike-to-vehicle contact
- Hitch Switch™ folds arms down when not in use and tilts carrier away from vehicle for trunk, hatch or tailgate access
- High-strength steel construction
- 6 ft. Braided Steel Cable Lock (#538, sold separately) secures bikes to the carrier
- Snug-Tite™ receiver lock (#STL2, sold separately) virtually eliminates hitch rack movement in receiver and locks the hitch rack to the vehicle
- Available models:
 - #912XT – carries up to 2 bikes (fits 1¼" or 2" receivers)
 - #914XT – carries up to 4 bikes (fits 1¼" or 2" receivers)
 - #915XT – carries up to 5 bikes (fits 2" receivers only)

Parkway™

This tilting hitch rack carries up to 4 bikes and will not block access to trunks, hatches and tailgates.

Parkway™ 958/957/956

- Soft rubber cradles protect bike frame while holding it securely
- Tilts away from vehicle for trunk, hatch or tailgate access
- High-strength steel construction
- 6 ft. Braided Steel Cable Lock (#538, sold separately) secures bikes to the carrier
- Snug-Tite™ receiver lock (#STL2, sold separately) virtually eliminates hitch rack movement in receiver and locks the hitch rack to the vehicle
- Available models:
 - #958 – carries up to 2 bikes (fits 2" receivers only)
 - #957 – carries up to 4 bikes (fits 1¼" receivers only)
 - #956 – carries up to 4 bikes (fits 2" receivers only)



Add On Accessories

Frame Adapter™ 982XT

Modifies women's, BMX and non-standard frames in order to be carried on hanging-style hitch mount racks.

- Molded rubber pads protect bike finish

NEW



Snug-Tite™ Receiver Lock STL2

Designed for use with Roadway and Parkway.


- Includes 1 One-Key™ lock cylinder



6-Foot Braided Steel Cable Lock 538

Protect your gear with Thule's cable lock that secures equipment to your rack system.





Rear mounted



NEW

Raceway Platform™

The revolutionary new rear mounted platform rack that takes the ease of carrying bikes to new heights.

Technology & Features



Lockable

Bike clamps secure bike to carrier. Locking ratcheting cables secure the carrier to the vehicle.



FitDial™

Delivers the perfect vehicle fit every time.



Molded rubber pads

Provide firm hold to vehicle and protect against scratches.



Foldable

Folds up flat for convenient storage.

Raceway Platform™ 9003

- Convenient tray mount design allows for fast, easy and lower bike loading
- Sure-Tight™ ratcheting cables with locks provide maximum fastening security to your vehicle
- Patented FitDial™ guarantees a "perfect fit" to your vehicle
- Molded rubber pads provide firm hold to vehicle and protect against scratches
- Adjustable bike frame clamps keep bikes well separated and secure for ultimate stability
- Folds up flat for convenient storage
- Lockable bike clamps secure bike to carrier (locks included)
- Carries up to 2 bikes



Raceway™

The revolutionary new rear mounted rack that combines the premium features of a hitch rack with the ease of storage.

Raceway™ 9001/9002

- Sure-Tight™ ratcheting cables with locks provide maximum fastening security to your vehicle
- Patented FitDial™ guarantees a “perfect fit” to your vehicle
- Molded rubber pads provide firm hold to vehicle and protect against scratches
- Anti-sway cages prevent bike-to-bike and bike-to-vehicle contact
- Narrow cradle arms hold a variety of bike frames including smaller children’s bikes and fold when not in use
- Lockable cable secures bike to carrier (lock included)
- Available models:
 - #9001 – carries up to 2 bikes
 - #9002 – carries up to 3 bikes

Archway™

This lockable rear mounted bike carrier combines the ease of storage with the added security that comes with premium hitch rack bike carriers.

Archway™ 9009/9010

- Integrated locking cable secures bikes to the rack and TrunkLocker™ strap secures the rack to the vehicle
- Long arcing tubes provide more clearance over car spoilers providing a greater amount vehicle fits
- Patented FitDial™ with Quick-Fit™ lever adjusts to your vehicle providing a “perfect fit”
- Cinch Lever™ allows the bike arms to adjust independently and easily for unique bike frames
- Anti-sway cages prevent bike-to-bike and bike-to-vehicle contact
- Stay-Put™ cradles with soft-saddle material protect your bike’s finish
- Oversized molded pads protect vehicle finish
- Available models:
 - #9009 – carries up to 2 bikes
 - #9010 – carries up to 3 bikes

Technology & Features



FitDial™
Delivers the perfect vehicle fit every time.



Anti-sway Cages
Prevent bike-to-bike and bike-to-vehicle contact.

Technology & Features



Integrated Cable Lock
Secures your bike to the rack and stores conveniently in rack arm.



Trunk Lock
Security strap locks the carrier to the vehicle.



Gateway™

This robust rear mounted bike carrier features long dual arcing tubes providing greater clearance over rear spoilers and maximizing the amount of vehicles it can work with.

Gateway™ 9006/9007

- Bike arms are positioned to provide ample spacing between bikes to avoid bike-to-bike contact during transport
- Patented FitDial™ with Quick-Fit™ lever adjusts to your vehicle providing a "perfect fit"
- Cinch Lever™ allows the bike arms to adjust independently and easily for unique bike frames
- Stay-Put™ cradles with soft-saddle material protect your bike's finish
- Maximum-strength nylon straps secure the bike rack assuring the safest and most convenient installation
- Folds up flat for convenient storage
- Available models:
 - #9006 – carries up to 2 bikes
 - #9007 – carries up to 3 bikes



Passage™

Convenient and easy; this strap rack allows you to carry up to 3 bikes and then folds down for easy storage.

Passage™ 910XT/911XT

- Patented FitDial™ provides the perfect fit to your vehicle
- Anti-sway cages prevent bike-to-bike and bike-to-vehicle contact
- Stay-Put™ cradles protect bike frame while holding it securely
- Narrow cradle arms hold a wider range of bike frames including smaller child frames
- SoftCushion™ pads protect trunk and hatch
- Vinyl-coated buckles provide firm hold to vehicle and protect against scratches
- Six strap system secures rack to vehicle
- Available models:
 - #910XT – carries up to 2 bikes
 - #911XT – carries up to 3 bikes



Spare Me™ 963XTR

Carry up to 2 bikes on this heavy-duty bike locking rack that connects right to your rear mounted spare tire.

- T3™ Cradles with anti-sway cages hold bikes in place for maximum frame protection and stability
- Attaches to spare tire bolt pattern with included lockable adapter plate
- Includes locking cable and locking knob to secure bikes to the carrier and carrier to the vehicle
- Arms fold down when not in use
- Does not work with spare tire covers
- Carries up to 2 bikes



Pick-up truck racks



Bed-Rider™

Carry 2 bikes in the bed of your pick-up truck with no bolting or drilling with this integrated fork mounted carrier.

Bed-Rider™ 822XT

- Aluminum telescoping bar with SoftGrip™ rubber feet hold carrier on side rails of full size and small pick-up trucks without drilling (compatible with most bedliners)
- Locking 9mm quick-release fork mounted skewer holds fork in place for stable and secure bicycle transport
- 3 One-Key™ lock cylinders included to lock the bikes to the carrier and the carrier to the truck
- Carries up to 2 bikes. More bikes can be fit with the Locking Bed-Rider Add-On Block (#BRLB, sold separately)
- Will not work on trucks with over the rail bedliners

Insta-Gater™

Turn your pick-up truck bed into a versatile bike carrier. No drilling or bolting required.

Insta-Gater™ 501

- SecureHook™ holds the bike by grabbing the front wheel – no frame contact is made
- Integrated ratcheting arm raises and lowers for easy loading and unloading
- 1 One-Key™ lock cylinder (sold separately) locks the bike to the carrier
- Fits 20" to 29" wheel diameter and up to 3" wide tires
- Carries 1 bike



Add On Accessories

Locking Bed-Rider™ Add-On Block BRLB
Attaches to Bed-Rider™ (#822XT, sold separately) to increase bike carrying capacity

- 1 One-Key™ lock cylinder included to lock the bike to the carrier
- Simple, tool-free installation

Locking Low-Rider™ 821XT

Create your own carrying solutions with these lockable fork mount blocks. Included exclusive locking skewer provides theft deterrence for bicycles.

- Can be mounted to virtually any flat surface (hardware not included)

Low-Rider™ 821

Create your own carrying solutions with these fork mount blocks.

- Can be mounted to virtually any flat surface (hardware not included)

NEW



Testing the waters

Water. There is something about the crash of the rough surf, the swift movement of the currents, or the sound of gentle waves lapping against the shore that connects us to nature. Get out there and test the waters. Thule will just make it easier to get there.





Water

However you make a splash, we will help get you there. From kayaks to canoes, surfboards to stand-up paddleboards, our innovative and intuitive carriers save you energy for where it is really needed: in the open waters.



Technology & Features



Lift-Assist Loading

The Hullavator™ makes loading and unloading your kayak easy by providing waist level loading. Plus, its gas-assist struts lift up to 40lbs of the kayak's weight.



Load-Assist Carriers

Designed with innovative features, such as sliding rollers, these carriers make the task of loading and unloading your kayak up to 50% easier. Available on Thule Slipstream™ and Roll Model™.



Foldable Design

The Hull-a-Port Pro™ folds down when not in use to allow for increased overhead clearance and better wind resistance. Also available on The Stacker™.



Add On Accessories



Waterslide™ 854

Protect your vehicle during the loading and unloading of your boat. Non-skid underside and two bar straps hold mat in place.



Step-Up™ Wheel Step 232

Get that extra height to reach the top of your vehicle by simply stepping on this handy platform. Attaches to most vehicle tires.



Quick Draw™ Ratchet Ropes 855XT

Ratcheting bow and stern tie-downs with carabiner attach easily to your kayak and provide maximum boat hold and security. Sold in sets of 2.



Thule Load Straps 521/523

Secure heavy loads with the 9- and 15-foot long straps. Patented buckle bumpers help avoid vehicle scratches. Sold in sets of 2.



6-Foot Braided Steel Cable Lock 538

Protect your gear with Thule's cable lock that secures equipment to your rack system.



Lift-assist carrier





Hullavator™

Raising the bar (literally) for lift-assist carriers, the Hullavator lifts up to 40lbs of a kayak's weight and allows side of vehicle loading.

Technology & Features



Waist Level Loading and Unloading


Load and unload kayaks at waist level, at the side of the vehicle for greater convenience and safety.

Hullavator™ 897XT

- Gas-assist struts lift and lower 40lbs of the kayak's weight allowing only one person to load and unload the kayak
- Load and unload kayaks at waist level, at the side of the vehicle for greater convenience and safety
- Double extending arms lower the kayak by up to 40" for faster loading, unloading and strapping
- 8-touchpoints of padded support for maximum protection for your kayak
- Aluminum, double coated steel construction with corrosion resistance delivers a longer product life
- Carries 1 kayak and requires 1 person to load and unload
- Up to 2 carriers per vehicle
- Includes all straps to transport 1 kayak
- Accommodates kayaks up to 34" wide and 75lbs
- Fits Thule rack systems and round bars only



Load-assist carriers



Slipstream™

Premium load-assist carrier supports 50% of the kayak's weight with its sliding roller that extends beyond the back of the vehicle for easier loading and unloading and improved vehicle protection.

Technology & Features




Sliding Roller

Extends out beyond the back of the vehicle for easier loading and unloading.

Slipstream™ 887XT

- Sliding roller extends out beyond the back of the vehicle and supports up to 75lbs, 36" width and 50% of the kayak's weight for easier loading and unloading
- Pivoting saddles automatically conform to nearly every kayak shape and size for secure transportation
- Double-coated, corrosion resistant steel designed for long-term use
- 4-touchpoints of padded support conform to the hull for added protection
- Carries 1 kayak and requires 1 person to load and unload
- Up to 2 carriers per vehicle
- Includes all straps to transport 1 kayak
- Fits Thule rack systems, round bars and most factory racks



Roll Model™ 884

Easier loading and unloading of your kayak as it guides and centers boat on top of your vehicle.

- Integrated roller and saddles center the kayak for easier loading and unloading
- 4-touchpoints of padded support conform to the hull for added protection
- Carries 1 kayak and requires 1 to 2 people to load and unload
- Up to 2 carriers per vehicle
- Includes all straps to transport 1 kayak
- Accommodates kayaks up to 36" wide and 76lbs
- Fits Thule square bar rack system only



Add On Load-Assist Accessory for Thule Square Bars

Outrigger II™ 847

One person can load and unload a boat with this unique retractable arm that fits inside your Thule load bars.


- Supports up to 50% of the kayaks weight and prevents vehicle contact
- Integrated load stop prevents boat from sliding off bar
- Holds nearly every kayak shape and size
- Fits Thule square bar rack system only





Vertical and horizontal carriers






Hull-a-Port PRO™

This premium vertical carrier combines maximum strength and protection with greater versatility by folding down when not in use.

Technology & Features



Foldable

Folds down when not used for increased overhead clearance and improved fuel economy.

Hull-a-Port PRO™ 835PRO

- Folds down when not used for increased overhead clearance and improved fuel economy
- Wide mouth J-profile offers easier loading and unloading
- Steel design with adjustable padding for carrying strength and kayak protection
- Quick on/off hardware ensures fast installation and removal
- Optimally sized J-style carrier leaves roof space for other Thule accessories
- AllSurface™ rust-resistant tubing and hardware for longer product life
- Requires 1 to 2 people to load and unload
- 1 to 2 carriers per vehicle
- Includes all straps to transport 1 kayak
- Accommodates kayaks up to 36" wide and 75lbs
- Fits Thule rack systems, round bars and most factory racks

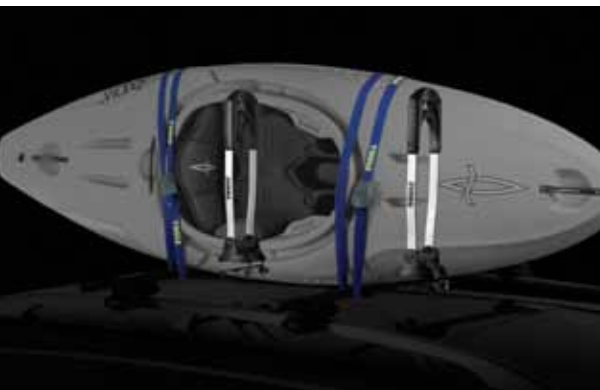


Hull-a-Port™

This standard J-style cradle delivers superior carrying performance and protection with its 4-touchpoint adjustable padding and rust resistant steel design.

Hull-a-Port™ 835XTR

- Steel design with adjustable padding for carrying strength and kayak protection
- Wide mouth J-profile offers easier loading and unloading
- Quick on/off hardware ensures fast installation and removal
- Optimally sized J-style carrier leaves roof space for other Thule accessories
- AllSurface™ rust-resistant tubing and hardware for longer product life
- Requires 1 to 2 people to load and unload
- 1 to 2 carriers per vehicle
- Includes all straps to transport 1 kayak
- Accommodates kayaks up to 36" wide and 75lbs
- Fits Thule rack systems, round bars and most factory racks



The Stacker™

830

Maximize your kayak carrying capacity – hold up to 4 kayaks stacked on their side while taking up the least amount of roof space.

- Fold-down steel design with non-scratch outer coating
- Quick on/off hardware ensures fast installation and removal
- Optimally sized carrier leaves roof space for other Thule accessories
- Requires 1 to 2 people to load and unload
- Includes 2 load straps with padded buckle and 2 ratcheting bow/stern ropes
- 1 to 2 carriers per vehicle
- Accommodates kayaks up to 36" wide, 12' long and 75lbs
- Fits Thule rack systems, round bars and most factory racks

+

Add On Tie-Down Accessories

Quick Loops 530
Long loop strap provides anchor point for boat and load straps on vehicles without undercarriage attachment points.

- Installs easily by placing under hood or trunk and is secured by the closed lid



Hood Loops 529
Long loop strap provides anchor point for boat and load straps on vehicles without undercarriage attachment points.

- Installs easily to available bolt heads under the hood






Glide and Set™

Premium saddle combination guides and sets the kayak for smooth loading, unloading and transportation.

Glide and Set™ 883


- Rear-mounted Hydro-Glide™ felt lined saddles guide kayak and provide low friction loading/unloading
- Front-mounted Set-to-Go™ form fitting saddles grip the surface of the hull for increased lateral stability and protection
- Integrated rubber pads protect the hull and help hold the kayak in place for transportation
- Requires 1 to 2 people to load and unload
- Includes all straps to transport 1 kayak
- Up to 2 carriers per vehicle
- Accommodates kayaks up to 36" wide and 75lbs
- Fits Thule rack systems, round bars and most factory racks



Top Deck™ 881

Transport your kayak or stand-up paddleboard safely with these custom designed saddles that conform to the most popular hull shapes.


- Integrated rubber pads protect the hull and help hold the kayak or stand-up paddleboard in place for transportation
- Requires 1 to 2 people to load and unload
- Includes all straps to transport 1 kayak
- Accommodates kayaks and stand-up paddleboards up to 36" wide and 75lbs
- Fits Thule rack systems, round bars and most factory racks



Set-to-Go™ 878XT

Form fitting saddles hug and grip the surface for maximum stability and protection.

- Multiple pivot points conform to different hull shapes
- Requires 1 person to load and unload
- Soft form fitting saddles grip the surface of the hull for increased lateral stability and protection
- Includes 1 load strap with padded buckle and 1 ratcheting bow/stern rope
- Need 2 packs or use in conjunction with Hydro-Glide™ to carry 1 kayak
- Accommodates kayaks up to 36" wide and 75lbs
- Fits Thule rack systems, round bars and most factory racks



Hydro-Glide™ 875XT

Felt lined saddles for smooth kayak loading and unloading.


- Pivoting felt-lined gliding saddles automatically conform to nearly every kayak shape and size for secure transportation
- Large surface area supports and protects the hull
- Includes 1 load strap with padded buckle and 1 ratcheting bow/stern rope
- Use in conjunction with Set-to-Go™ to carry 1 kayak
- Accommodates kayaks up to 36" wide and 75lbs
- Fits Thule rack systems, round bars and most factory racks



Goalpost™ 997

Designed for pick-up trucks, this adjustable watersport carrier allows you to hold different sized kayaks, canoes, paddleboards and sailboards; even extra long loads.

- Hitch mounted, height adjustable load bars
- Anti-sway design for stable, more secure transport
- Telescoping mast adjusts to truck cab heights
- 58" Thule steel load bar with durable plastic coating
- 2 load stops to help stabilize and hold load
- Works with 2" receivers only



Canoe Carrier™ 579XT

Maximum hold, stability and protection with these padded canoe cradles.

- Long lasting, impact resistant construction protects gunwales and secures boat for transport
- Requires 1 to 2 people to load and unload
- Up to 2 carriers per vehicle
- Includes all straps to transport 1 canoe
- Fits Thule square bar rack system only



The Conservation Alliance

Outdoor Business Giving Back to the Outdoors

Thule is a proud sponsor of The Conservation Alliance – an organization of outdoor businesses whose collective contributions support grassroots environmental organizations and their efforts to protect wild places where outdoor enthusiasts recreate. Alliance funds have played a key role in protecting rivers, trails, wildlands and climbing areas.

Since its inception in 1989, the Alliance has contributed more than \$8.3 million to grassroots environmental groups. Alliance funding has helped save over 49 million acres of wildlands; 28 dams have either been stopped or removed; and the group helped preserve access to more than 17,000 miles of waterways and several climbing areas.



Keep our rivers clean.

For seven years now, Thule employees volunteered their time to remove debris from the watersheds of Connecticut.




Thule employees spent a cold fall day outside on November 12th. They cleaned up a one-mile stretch of the town water supply removing trash and litter and depositing it in its proper place.

Volunteering for river clean-up is a great way to get you and your family outdoors while restoring your local waters. It also serves as a great opportunity to connect with others in your community that share a passion for our planet. Visit nationalrivercleanup.org for more information.

Help protect the rivers you love. Visit nationalrivercleanup.org

THULE[®]
SWEDEN



Surf/SUP carriers

NEW

Double-Decker™ Surfboard Carrier

The ultimate locking two surfboard carrier that delivers greater board security with a convenient, universal mounting design.

Technology & Features



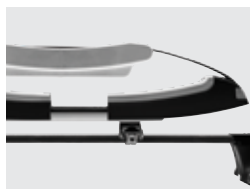
Speed-Link™

Mounting system allows for tool-free installation on most vehicle racks.



Lockable

Carrier locks to deliver greater security for your boards.



Telescoping

Telescoping design fits boards up to 26" wide.

Double-Decker™ Surfboard Carrier 809

- Exclusive, telescoping design delivers a custom fit for board widths up to 26" wide
- Heavy-duty, steel reinforced webbing and spring loaded locking cam provide unsurpassed security for your boards
- Dual loading design allows for transport of two boards with maximum stability
- Soft, weather resistant padding protects boards during transit
- 2 One-Key™ locks (included) to secure surfboards to the carrier
- One-Key™ lock cylinder (sold separately) locks the carrier to rack
- Three board capacity requires additional straps
- Equipped with new Speed-Link™ mounting system for convenient, tool-free mounting to Thule rack systems, round bars and most factory racks

NEW

SUP Taxi™

This premier locking stand-up paddleboard (SUP) carrier delivers unmatched board security combined with a convenient, universal mounting design.

Technology & Features



Speed-Link™
Mounting system allows for tool-free installation on most vehicle racks.



Lockable
Carrier locks to deliver greater security for your boards.

SUP Taxi™ 810


- Exclusive, telescoping design delivers a custom fit for board widths up to 34" wide
- Heavy-duty, steel reinforced webbing and spring loaded locking cam provide unsurpassed security for your boards
- Dual loading design allows for transport of two boards with maximum stability
- Soft, weather resistant padding protects boards during transit
- 2 One-Key™ locks (included) to secure stand-up paddleboards to the carrier
- One-Key™ lock cylinder (sold separately) locks the carrier to rack
- Equipped with new Speed-Link™ mounting system for convenient, tool-free mounting to Thule rack systems, round bars and most factory racks



Hang-Two™ Surf Carrier 554XT

Deluxe 2 board carrier protects, stabilizes and secures your surfboard to your vehicle.

- Oversized Sure-Grip™ cradles protect the board and straps wrap around the edges for maximum protection and stability during transport
- Up to 2 carriers per vehicle
- Fits Thule rack systems, round bars and most factory racks



Top Deck™ 881

Transport your stand-up paddleboard or kayak safely with these custom designed saddles.

- Integrated rubber pads protect the hull and help hold the stand-up paddleboard in place for transportation
- Requires 1 to 2 people to load and unload
- Accommodates stand-up paddleboards up to 36" wide
- Fits Thule rack systems, round bars and most factory racks



NEW

Surf Tailgate Pad ⁸⁰⁸

18" tailgate surf rack pad quickly installs to truck beds for safe and convenient transport of surfboards and stand-up paddleboards.

- Quick and easy installation allows for safe transport of surfboards and stand-up paddleboards in truck beds
- No-fade UV resistant fabrics deliver long term durability
- Sewn-in strap system secures pad to tailgate for convenient board transportation
- Board tie-down straps sold separately



NEW

Surf Pads ^{801, 802, 803, 804}

18" and 24" split bottom surf rack pads are available in two varieties and fit nearly every vehicle on the road.

- High density foam padding provides maximum surfboard or stand-up paddle board protection
- No-fade UV resistant fabrics for long term durability
- Sewn-in hook and loop straps and convenient bungee cinch-cord ends allow for fast and easy installation, removal and adjustment (tie-down straps sold separately)
- Fits Thule square bars and other square/round bars (model #801 – 18" wide and #802 – 24" wide)
- Fits Thule Rapid Aero™ bars, Xsporter and most factory racks (model #803 – 18" wide and #804 – 24" wide)



Add On Accessories to Secure Your Boards

Express Surf Strap™ 531

Stretchable bungee surf straps secure different size surfboards, stand-up paddleboards and sailboards to the vehicle roof rack for safe and secure transport.

- No-fade UV resistant straps deliver long term durability
- Looped ends fasten securely around the vehicle's load bars
- Simple and easy to use cinching system keeps boards protected and stable during transit

NEW



9-Foot Load Strap (2 pack) 521

Heavy-duty load straps secure smaller items, such as surfboards, safely to your vehicle's base rack system.

- Two 9' straps with cam action buckles
- Patented buckle bumpers help prevent vehicle scratches

NEW



Reaching new heights

Whether you enjoy the 5 mile leisurely loop down the mountain or search for ultimate back country vertical drop, when that lift carries you higher and higher with the new sun glaring down on you, you feel alive. Thule will get your skis and boards there. All you have to do is enjoy the ride!





Snowsport

If you're going to fly down the mountain at the speed of light, perhaps you should protect your gear on the car ride up. Our snowsport carriers provide many options to transport your boards, skis, boots and poles. From the enclosed to the easily accessible, Thule's carriers are easy to mount, load and unload to get you on the mountain as quickly as you fly down it.



Technology & Features

Roof Boxes



Enclosed Ski/Snowboard Transportation

Protect your skis and snowboards, as well as your boots, bags and other gear, from the elements while allowing for more room inside of your vehicle. Carries up to 12 pair skis or 8 snowboards (see individual box details for exact capacity).



Dual-side Opening

Allows you to open the box from both sides, for easy mounting, loading and unloading. Standard on Thule Atlantis™ and Ascent™ series boxes.



Quick-Grip™ Mounting System


Pre-installed mounting hardware attaches to virtually any roof rack in less than 5 minutes. Standard on Thule Atlantis™ and Ascent™ series boxes.

Open-Air Roof Carriers



Oversized Push Button

Extra large push buttons make it easy to open the ski carrier, even with gloves on.



Universal Mounting Hardware

Most carrier options fit Thule rack systems, round bars and most factory racks.



Bring Your Friends

With several options to choose from, you can carry up to 6 pair of skis or 4 snowboards.



Telescoping Arms

With a simple hand action, the carrier conveniently slides out so that you can load and unload your skis and/or boards without having to stretch over the car roof. Available on Thule's Universal Pull Top™.



Ski/Board Protection

Ultra-soft rubber arms grip skis/boards without scratching the surfaces.



Enclosed carriers



Atlantis™ 1200

Thule's best snowsport carrier solution provides the most space, best security and protection and offers the best value since it can be used year-round.

Technology & Features



Dual-side Opening



Quick-Grip™ Mounting

Atlantis™ 1200 685XT/685BXT

- Smooth, effortless opening and closing with reinforced lid
- Oversized ergonomic lock knob is easier to grasp and turn – even while wearing gloves
- Dual-side opening for easier loading and unloading from either side of the vehicle
- Quick-Grip™ mounting system for fast, easy, tool-free installation and removal
- SecureLock™ ensures that all gear is locked and box is properly closed prior to driving
- Fits 5-6 pair skis (max. 192 cm) or 2-3 snowboards
- 2 One-Key™ locks (included) secure box contents and lock the box to the carrier
- Fits Thule rack systems, round bars and most factory racks



Ascent™ 1100₆₀₂

- Dual-side opening for easier loading and unloading from either side of the vehicle
- Quick-Grip™ mounting system for fast, easy, tool-free installation and removal
- Heavy-duty lid and base protect gear and help keep out the elements
- SecureLock™ ensures that all gear is locked and box is properly closed prior to driving
- Fits 5-6 pair skis (max. 210 cm) or 2-3 snowboards
- 2 One-Key™ locks (included) secure box contents and lock the box to the carrier
- Fits Thule rack systems, round bars and most factory racks



Frontier™ 668ES

- Passenger-side opening for convenient loading and unloading
- Easy-Snap™ mounting hardware assembles in minutes for quick installation
- Heavy-duty lid and base protect gear and help keep out the elements
- Fits 5-6 pair of skis (max. 210 cm) or 2-3 snowboards
- 1 One-Key™ lock (included) secures box contents and locks the box to the carrier
- Fits Thule rack systems, round bars and most factory racks

See Cargo section for all available box models.



Open-air carriers




Universal Pull Top™

This fully locking rooftop snowsport carrier slides from on top of the roof to the side of the car for easy loading and unloading.

Universal Pull Top™ 91726

- Telescoping arms allow skis to slide from the top of the roof to the side of the car
- Holds skis and boards securely with ultra-soft rubber arms that grip without scratching the surfaces
- Easy to open and close while wearing gloves with oversized push button release
- Fits 6 pair of skis or 4 snowboards
- 2 One-Key™ locks included to lock the skis to the carrier; tamper-proof security screws lock the carrier to the vehicle
- Fits Thule rack systems, round bars and most factory racks

Technology & Features



Telescoping Arms

With a simple hand action, the carrier conveniently slides out so that you can load and unload your skis and/or boards without having to stretch over the car roof.



Ultra-soft rubber arms grip skis/boards without scratching the surfaces.



Extra large push buttons make it easy to open the ski carrier, even with gloves on.



Universal Flat Top™ 91725/91724

Fully locking premium rooftop ski carrier provides ultra-soft rubber arms and oversized buttons for maximum protection and easy access.


- Holds skis and boards securely with ultra-soft rubber arms that grip without scratching the surfaces
- Easy to open and close while wearing gloves with oversized push button
- Fits 6 pair skis or 4 snowboards (#91725) or 4 pair skis or 2 snowboards (#91724)
- 2 One-Key™ locks included to lock the skis to the carrier; tamper-proof security screws lock the carrier to the vehicle
- Fits Thule rack systems, round bars and most factory racks



Snowcat™ 5401

Dedicated fully locking ski carrier designed for vehicles with factory installed side rails only – no crossbars needed.

- Telescoping steel bar adjusts to the width of your vehicle for a precise fit and optimum support
- Rubber arms grip and hold skis and boards securely without scratching the surfaces
- Integrated push button for easier operation
- Fits 6 pair skis or 4 snowboards
- 4 One-Key™ locks included to secure carrier
- See Thule Fit Guide for list of vehicle fits



Universal Snowboard Carrier™ 575

This fully locking snowboard carrier can transport 2 boards safely, securely and uses minimum roof space so there is room for other carriers.

- Angled design raises bindings to prevent damage to boards or vehicle
- Locking arms grip and hold boards securely without scratching the surfaces
- Adjusts to fit all board sizes and widths
- Includes 2 One-Key™ lock cylinders to lock the snowboards to the carrier; tamper-proof security screws lock the carrier to the vehicle
- Fits Thule rack systems, other round bar racks and most factory racks



Hitch Ski Carrier™ 987XT

Transport your boards or skis on the back of your vehicle by attaching the Thule Hitch Ski Carrier to your existing Thule hitch or spare tire carrier (sold separately).

- Rubber arms grip and hold skis and boards vertically without scratching surfaces
- 2 One-Key™ locking dials secure skis/snowboards to the carrier
- Can be used with Thule hitch rack models: 964, 954, 912(XT), 914(XT), 915(XT), 963(XT/XTR), 956, 957, 958
- Limited to 4 pairs of skis or 2 snowboards with 1¼" receiver size (receiver class 1 and 2)
- Limited to 6 pairs of skis or 4 snowboards with 2" receiver size (receiver class 2 and above)

On top of the world

There is nothing like seeing the world via the open road. With the windows down and the stress of the daily life in the rear-view mirror, get out and explore! You don't need a large SUV to do this. Thule cargo carriers put your gear on top of your car so you can see the world.





Cargo

Thule's cargo carriers get your gear out of your car and on top of your roof. They are innovative, built to last and easy to load and unload. Thule's assortment of boxes, bags and baskets gives you many options to transport your gear safely, easily and in style.



Technology & Features



Dual-side Opening

Allows you to open the box from both sides, for easy mounting, loading and unloading. Standard on Thule Boxter™, Atlantis™ series and Ascent™ series boxes.



Central Locking

Patented safety locking system only allows the key to be removed if all locking points are closed. Standard on all Thule boxes with side opening.



Smooth Handling

One-hand opening and closing is smooth and effortless with our reinforced lid. Standard on Thule Boxter™ and Atlantis™ series boxes.



Quick-Grip™ Mounting System

Pre-installed mounting hardware attaches to virtually any roof rack in less than 5 minutes. Standard on Thule Boxter™, Atlantis™ series and Ascent™ series boxes.



Easy-Snap™ Mounting System

Mounting hardware assembles in minutes for quick installation. Standard on Thule Time Travel™ series boxes.



Maximum Trunk and Rear Hatch Access

Achieve the best trunk and rear hatch clearance available with the expanded box-to-rack mounting area found only on Thule's Boxter™.



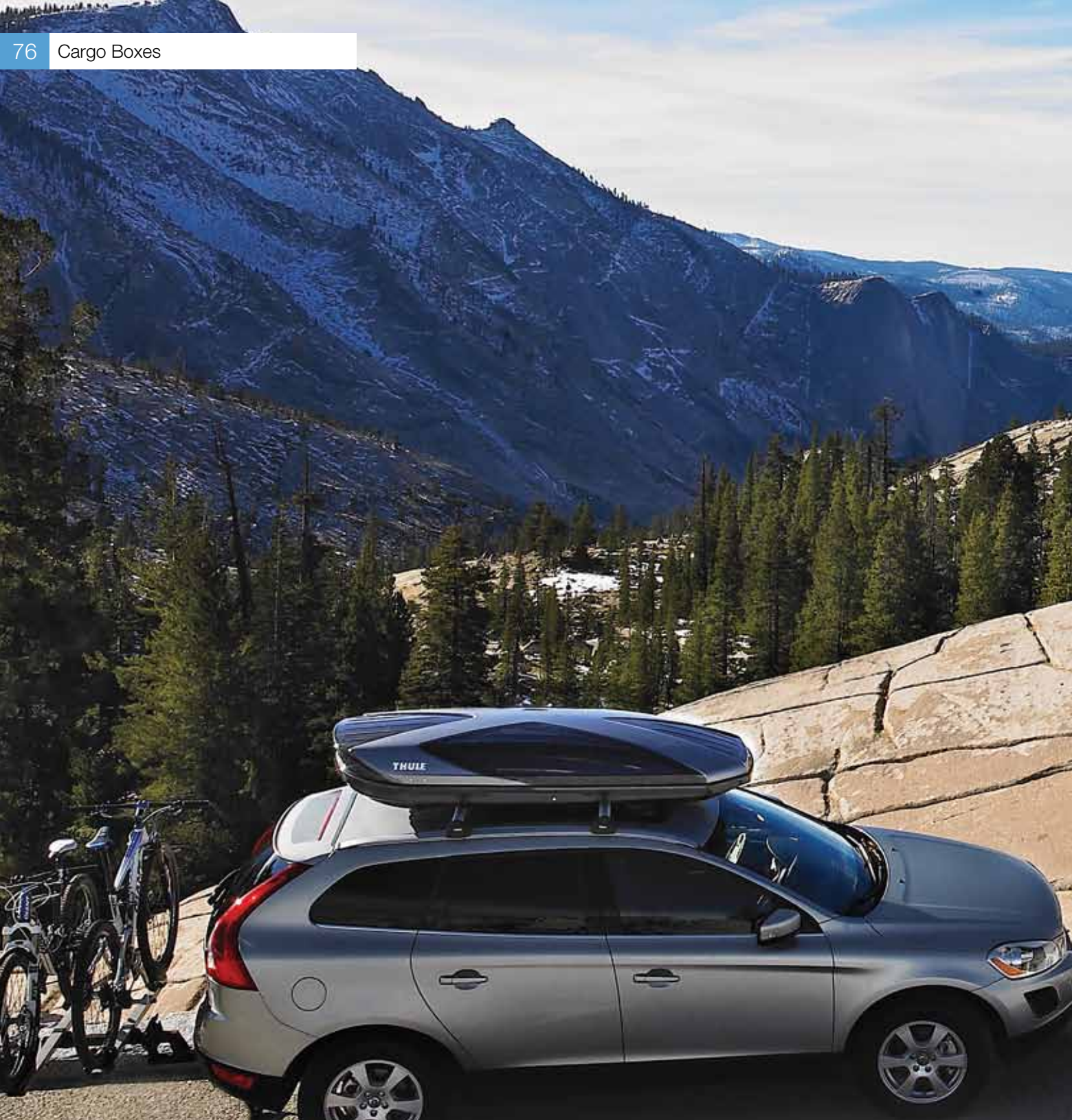
Enclosed Ski/Snowboard Transportation

Protect your skis and snowboards, as well as your boots, bags and other gear, from the elements while allowing for more room inside of your vehicle. Carries up to 12 pair skis or 8 snowboards (see individual box details for exact capacity).



Storage Cover

The Boxter™ includes a storage cover so you can protect and maintain the box appearance when it's not being used.



Cargo boxes/bags



Boxter™

The premium two-tone Boxter combines European-inspired design with a stronger, more convenient box structure giving you the perfect combination of style, protection and security.

Boxter™ 611

- Two-tone, high-gloss automotive finish combines style and durability
- Easy one-handed opening and closing with raised outer and integrated interior handles
- Best trunk and rear hatch clearance in its class with an expanded box-to-rack mounting area
- Smooth, effortless opening and closing with reinforced lid
- Reinforced base increases durability and rigidity for maximum cargo protection
- Dual-side opening for easier loading and unloading from either side of the vehicle
- Quick-Grip™ mounting system for fast, easy, tool-free installation and removal
- SecureLock™ ensures that all gear is locked and box is properly closed prior to driving
- 2 One-Key™ locks (included) secure box contents and lock the box to the carrier
- Storage cover included to protect and maintain box appearance when box is stored
- Fits 6-8 pair skis (max. length 205 cm) or 4-6 snowboards
- Fits Thule rack systems, round bars and most factory racks

Size & Color



Carries up to 18 cu. ft. of cargo. Fits 6-8 pair skis (max. length 205 cm), 4-6 snowboards or gear for up to 4 passengers. Unique two-tone color combination.

Technology & Features



Maximum Clearance
Offers the best trunk and rear hatch clearance in its class.



Dual-side Opening
Easy loading and unloading from either side of the vehicle.



Quick-Grip™ Mounting System
Tool-free mounting system attaches to virtually any roof rack in less than 5 minutes.



Storage Cover
Protect and maintain the box appearance while in storage.



Atlantis™ Series

This premium series of cargo boxes is offered in four sizes and two color options to complement your vehicle while adding up to 21 cubic feet of cargo space.

Atlantis™ Series

- Smooth, effortless opening and closing with reinforced lid
- Oversized ergonomic lock knob is easier to grasp and turn – even while wearing gloves
- High-gloss automotive finish, available in metallic silver and black
- Dual-side opening for easier loading and unloading from either side of the vehicle
- Quick-Grip™ mounting system for fast, easy, tool-free installation and removal
- SecureLock™ ensures that all gear is locked and box is properly closed prior to driving
- 2 One-Key™ locks (included) secure box contents and lock the box to the carrier
- Fits Thule rack systems, round bars and most factory racks

Technology & Features



Dual-side Opening
Easy loading and unloading from either side of the vehicle.



Quick-Grip™ Mounting System
Tool-free mounting system attaches to virtually any roof rack in less than 5 minutes.



Oversized Lock
Ergonomic lock knob is easy to grasp and turn – even with gloves on.

Sizes



Atlantis™ 2100 688XT (silver), 688BXT (black)
Carries up to 21 cu. ft. of cargo. Fits 10-12 pair skis (max. length 220 cm), 6-8 snowboards or gear for up to 5 passengers.



Atlantis™ 1800 687XT (silver), 687BXT (black)
Carries up to 18 cu. ft. of cargo. Fits 6-8 pair skis (max. length 198 cm), 4-6 snowboards or gear for up to 4 passengers.



Atlantis™ 1600 686XT (silver), 686BXT (black)
Carries up to 16 cu. ft. of cargo. Fits 6-8 pair skis (max. length 178 cm), 3-4 snowboards or gear for up to 3 passengers.



Atlantis™ 1200 685XT (silver), 685BXT (black)
Carries up to 12 cu. ft. of cargo. Fits 5-6 pair skis (max. length 192 cm), 2-3 snowboards or gear for up to 2 passengers.

Colors



Metallic silver



Glossy black



Ascent™ Series

Available in four sizes, the well-equipped Ascent is designed to fit today's most popular vehicles.

Ascent™ Series

- Dual-side opening for easier loading and unloading from either side of the vehicle
- Quick-Grip™ mounting system for fast, easy, tool-free installation and removal
- SecureLock™ ensures that all gear is locked and box is properly closed prior to driving
- 2 One-Key™ locks (included) secure box contents and lock the box to the carrier
- Fits Thule rack systems, round bars and most factory racks

Technology & Features



Dual-side Opening

Easy loading and unloading from either side of the vehicle.



Quick-Grip™ Mounting System

Tool-free mounting system attaches to virtually any roof rack in less than 5 minutes.

Sizes & Color



Ascent™ 1700 605

Matte black. Carries up to 17 cu. ft. of cargo. Fits 6-8 pair skis (max. length 217 cm), 4-6 snowboards or gear for up to 4 passengers.



Ascent™ 1600 604

Matte black. Carries up to 16 cu. ft. of cargo. Fits 6-8 pair skis (max. length 186 cm), 3-4 snowboards or gear for up to 3 passengers.



Ascent™ 1500 603

Matte black. Carries up to 15 cu. ft. of cargo. Fits 3-4 snowboards (max. length 155 cm) or gear for up to 3 passengers.



Ascent™ 1100 602

Matte black. Carries up to 11 cu. ft. of cargo. Fits 5-6 pair skis (max. length 210 cm), 2-3 snowboards or gear for up to 2 passengers.



Add a Cargo Accessory

Box Lift™ 571

The perfect way to store a roof box. Lift it up to the garage ceiling while not in use and get it back onto the vehicle roof in an instant. Works just as perfectly for kayaks and surfboards.



Step-Up™ Wheel Step 232

Get that extra height to reach the top of your vehicle by simply stepping on your tire.

- Made from heavy-duty steel, the Step-Up Wheel Step attaches to most vehicle tires
- Folds flat when not in use for easy storage
- Includes storage bag





Time Travel™ Series

This standard cargo box carrier offers a variety of sizes at a great value.

Time Travel™ Series

- Available in 3 models: Mountaineer™ (#669ES), Excursion™ (#667ES) and Frontier™ (#668ES)
- Easy-Snap™ mounting hardware assembles in minutes for quick installation
- 1 One-Key™ lock (included) secures box contents and locks the box to the carrier
- Fits Thule rack systems, round bars and most factory racks

Sizes & color



Mountaineer™ 669ES

Matte black. Carries up to 17 cu. ft. of cargo. Fits 6-8 pair skis (max. length 217 cm), 4-6 snowboards or gear for up to 4 passengers.




Excursion™ 667ES

Matte black. Carries up to 13 cu. ft. of cargo. Fits gear for up to 3 passengers. *Note: Opens to rear of vehicle.*



Frontier™ 668ES

Matte black. Carries up to 11 cu. ft. of cargo. Fits 5-6 pair skis (max. length 210 cm), 2-3 snowboards or gear for up to 2 passengers.



Sidekick™ 682

This compact roof box is ideal for carrying small loads such as camping gear or golf clubs.

- Passenger-side opening for easier loading and unloading
- Protects gear and helps keep out the elements
- Carries 8 cubic feet or up to 110lbs of cargo per box
- 2 locks (included) secure box contents and lock the box to the carrier
- Fits Thule rack systems, round bars and most factory racks



Transporter Combi™ 665C

Full featured hitch cargo box with tilt down design allows access to trunk, hatch or tailgate even when loaded.

- SecureLock™ ensures box is properly closed prior to driving
- Pre-wired tail lights (4-pin) and license plate adapter included
- Cargo box tilts down for partial access to the rear of the vehicle
- Adapts to 1¼" and 2" receivers, class II or III (adapter included)
- Carries 13 cubic feet or up to 150 lbs of cargo per box
- 1 One-Key™ lock included to secure box contents



Tahoe™

The most spacious roof bag Thule offers is expandable, offering up to 17 cubic feet of cargo space for maximum storage.

Technology & Features



Storage Bag

Collapses fast and compact for easy storage.

Tahoe™ 867

- Expandable from 15 to 17 cubic feet
- Internal foam structure protects contents and keeps bag shape while loading and unloading
- Durable, taped-seam construction provides superior weather resistance
- Bag is held securely to load bars, side rails or both with heavy-duty double-stitched cargo straps
- 3-sided zipper allows for easy access for loading and unloading
- Collapses fast and compact for easy storage – storage bag included
- Carries up to 17 cubic feet of cargo
- Fits Thule rack systems, round bars and most factory racks



Caravan™ 857

Environmentally friendly, this roof bag offers you PVC-free construction with 13 cubic feet of cargo space.

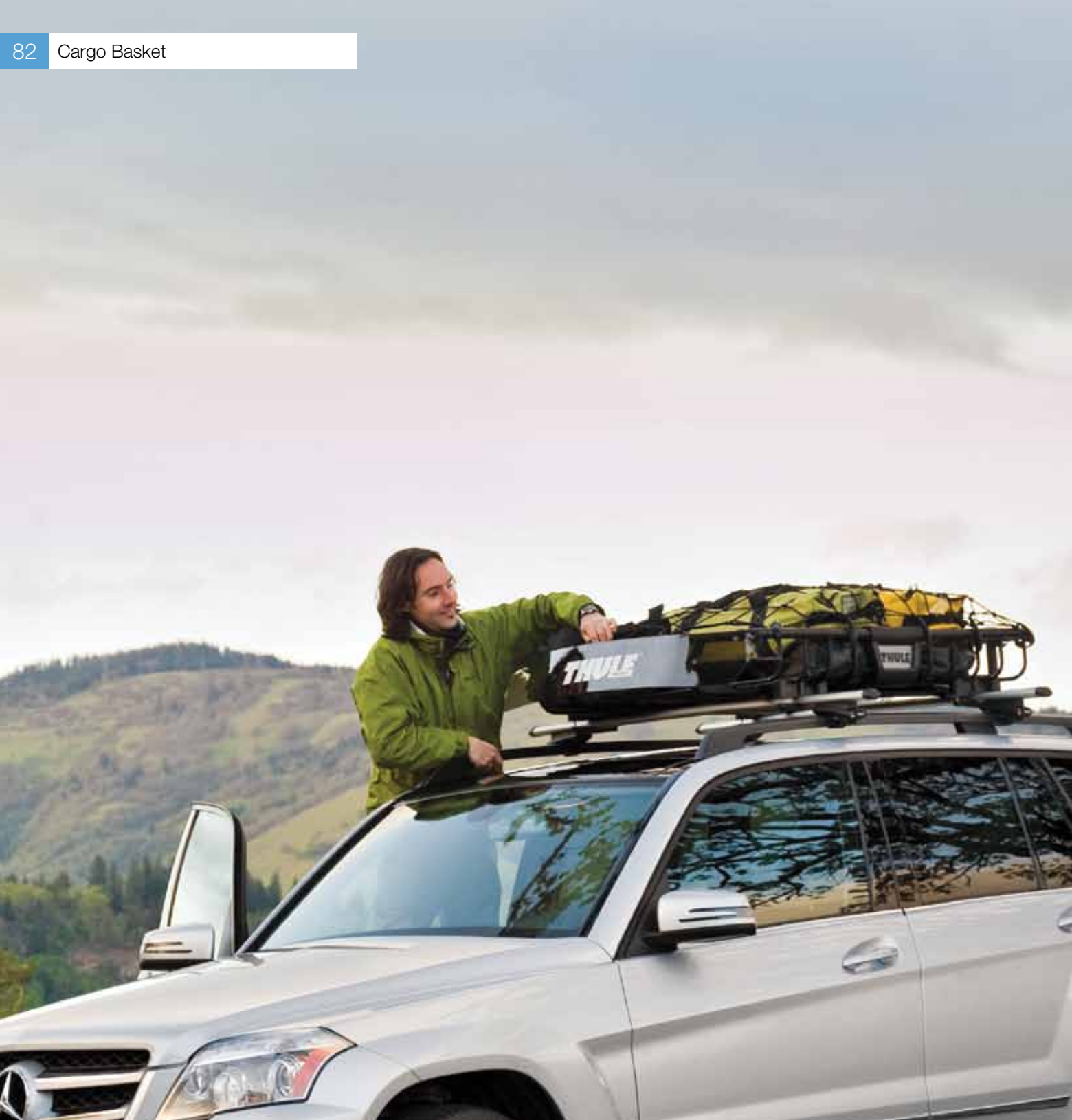
- Cargo is protected by durable, PVC-free coated nylon
- Weather resistant construction helps keep contents dry
- Heavy-duty snap buckles secure the bag to the vehicle
- Collapses for fast, compact easy storage – storage bag included
- Carries up to 13 cubic feet of cargo
- Fits Thule rack systems, round bars and most factory racks



Quest™ 846

This standard roof bag provides convenient cargo space for your vehicle at a great price.

- Durable, weather resistant construction helps keep contents dry
- Heavy-duty snap buckles secure the bag to the vehicle
- Collapses for fast, compact easy storage – storage bag included
- Carries up to 13 cubic feet of cargo
- Fits Thule rack systems, round bars, and most factory racks



Cargo basket



M.O.A.B.™

Perfectly sized to fit on 4x4s, SUVs and wagons, the M.O.A.B. (Mother of All Baskets) provides maximum cargo versatility and durability.

M.O.A.B.™ 690XT

- Durable, heavy-duty steel construction secures your gear during transport
- Comes with adjustable Thule load bars so you can attach other carriers to the basket
- Custom fairing for improved aerodynamics and reduced wind noise
- Easy to install and remove with QuickMount™ hardware
- Carries up to 165lbs with a wide variety of configurations
- Measures 44" x 39" x 6.5"
- Fits Thule rack systems, round bars and most factory racks




Add a Basket Accessory



M.O.A.B.™ Extension 691XT

Add an extension to the M.O.A.B. roof basket for an additional 20" of cargo space.



Stretch Cargo Net 692

This heavy-duty cargo net, with extra large impact resistant hooks and shock cord construction, holds and secures all luggage, camping and cargo gear. Fits M.O.A.B. and M.O.A.B. Extension baskets.



Thule Crossover™



60L Rolling Upright

This rolling upright combines the functionality of a roller bag with the flexibility of a detachable day pack.

60L Rolling Upright w/ Race Pack TCRU-2

- Durable exoskeleton, oversized wheels and Thule V-Tubing™ telescoping handles guarantee a smooth, steady and straight pull
- Convenient, detachable 670 cu in race pack for daily essentials
- Lockable, crush-proof SafeZone™ compartment
- Divided main compartment



87L Rolling Duffel

A large gear bag with wide-mouth access to easily load helmets, boots, jackets and other travel essentials.

87L Rolling Duffel TCRD-2

- Durable exoskeleton, oversized wheels and Thule V-Tubing™ telescoping handles guarantee a smooth, steady and straight pull
- Divided main compartment keeps clean-from-dirty and wet-from-dry
- Lockable, crush-proof SafeZone™ compartment



38L Rolling Carry-On

A one-of-a-kind hybrid carry-on doubles as a backpack.

38L Rolling Carry-On TCRU-1

- Durable exoskeleton, oversized wheels and Thule V-Tubing™ telescoping handles guarantee a smooth, steady and straight pull
- Hide-away backpack straps allow for quick and easy shouldering of this carry-on roller
- Wheels face away from body when roller is used as a backpack, allowing for a clean, comfortable carrying experience
- Lockable, crush-proof SafeZone™ compartment
- Protective raised rails



56L Rolling Duffel

An ideal gear bag with wide-mouth access to easily load helmets, boots, jackets and other travel essentials.

56L Rolling Duffel TCRD-1

- Durable exoskeleton, oversized wheels and Thule V-Tubing™ telescoping handles guarantee a smooth, steady and straight pull
- Divided main compartment keeps clean-from-dirty and wet-from-dry
- Lockable, crush-proof SafeZone™ compartment



70L Duffel Bag

TCDB-1

This duffel has the room to handle any journey.

- Large, gusseted side pockets hold a helmet or other bulky gear
- Full zippered access ensures easy packing and unpacking of gear
- Lockable, crush-proof SafeZone™ compartment
- Protective raised rails
- Detachable shoulder strap



40L Duffel Pack

TCDP-1

A hybrid bag equipped with backpack straps, duffel handles, flexible storage and organization options.

- Large, gusseted side pockets separate clean-from-dirty, wet-from-dry
- Zippered rear panel access for quick retrieval of gear/clothing
- Lockable, crush-proof SafeZone™ compartment
- Raised rails give your bag and gear extra protection
- Breathable air mesh backpack straps



30L Backpack

TCBP-1

Highly functional pack with crush-proof SafeZone™ compartment.

- Full access to main compartment means easy retrieval of gear/clothing
- Quick-access pockets for snacks, books and portable electronics
- Side pocket keeps hydration close at hand
- Lockable, crush-proof SafeZone™ compartment
- Breathable air mesh backpack straps



19L Sling Pack

TCSP-1

A sleek, low profile commuter bag that allows easy in-use access.

- Top-load pouch holds 15" MacBook®
- Oversized, padded air mesh strap and multiple grab-and-go handles



MacBook® Messenger Bag

TCMB-115

A sleek, low-profile, security-friendly messenger bag gets you around town and through airports with ease.

- Holds up to 15" MacBook Pro®
- TSA-compliant (U.S. only) laptop compartment unzips flat for unobstructed security scanning*
- Crush-proof SafeZone™ compartment

*To get through airport security smoothly, don't place anything other than your laptop in this compartment to ensure an unobstructed x-ray view. It is up to the discretion of the U.S. Transportation Security Officer whether further screening is required.



MacBook® Backpack

TCBP-117

A highly functional daypack, with crush-proof SafeZone™ compartment, withstands abuse of everyday adventures.

- Padded, integrated laptop compartment holds up to 17" MacBook Pro®
- Organization compartment manages accessories, keys and small electronics
- Lockable, crush-proof SafeZone™ compartment



Transport

Whether you're traveling around town or to your next adventure, Thule Transport provides innovative organization options for instant access to the gear you need in your vehicle.



Large Cargo Duffel

Organize, store and transport your gear in this rugged 70 liter cargo duffel.

Large Cargo Duffel TTRD-124

- Water-resistant materials and a durable polyurethane base ensure your gear is protected from the elements
- Side grab handles and side zipper entry
- Large, zippered access through the top of the duffel for easy storage of boots, helmets, climbing gear or other large items



Medium Cargo Duffel

Organize, store and transport your gear in this rugged 38 liter cargo duffel.

Medium Cargo Duffel TTRD-118

- Water-resistant materials and a durable polyurethane base ensure your gear is protected from the elements
- Side grab handles and side zipper entry
- Large, zippered access through the top of the duffel for easy storage of boots, helmets, climbing gear or other large items



Large Trunk Organizer
TTTO-4

54 liter large trunk organizer with zip-top closure.

- Wire frame provides stability and collapses for storage
- Carry handles for easy portability
- Transparent top panel zips closed



Medium Trunk Organizer
TTTO-3

41 liter medium trunk organizer collapses for compact storage.

- Wire frame provides stability and collapses for storage
- Carry handles for easy portability
- Non-skid base keeps the organizer in place



Small Trunk Organizer
TTTO-2

27 liter small trunk organizer collapses for compact storage.

- Wire frame provides stability and collapses for storage
- Carry handles for easy portability
- Non-skid base keeps the organizer in place



Trunk Organizer Bag
TTTO-1

Horizontal trunk organizer with a compact, low-profile design.

- Designed to hold jumper cables, tire chains and other maintenance and safety items
- Carry handles and straps for easy portability
- Transparent front panel allows visibility to items inside organizer



Front Seat Organizer
TTFS-1

Front seat organizer creates a close-at-hand mobile office.

- Padded pocket holds up to 16" laptop
- Satchel-style design for easy portability
- Tilt-out front pocket for driver's quick access to small electronics and other items



Seat Back Sling Organizer
TTSB-1

Sling-style organizer slides over the passenger seat for easy access by driver.

- Attaches conveniently to back of front passenger seat with adjustable strap
- Adjustable pocket holds water bottle
- Grab-and-go carry handle
- Slings over the shoulder for easy portability



Document Wedge

TTDW-1

Document wedge slips between seat and center console to keep paperwork organized.

- Innovative wedge structure slips between seat and center console
- Fits 8.5 x 11" paper
- Organization panel for small documents, electronics or pens



Seat Wedge Organizer

TTSW-1

Seat wedge holds personal electronics, charger cables, money and small personal items.

- Innovative wedge structure slips between seat and center console
- Non-skid lining and adjustable divider keep everything in its place
- Small stash pocket for quick access to cash



Litter Bag

TTTB-1

Sleek trash bag provides receptacle for litter.

- Hangs over seat back or other convenient locations with adjustable strap
- Self-closing top keeps trash hidden and secure
- Water-resistant liner keeps spills contained



Visor Organizer

TTVO-1

Visor organizer holds small electronics, garage door opener and other small items.

- Features patented, flip-up mirror access design
- Attaches to visor with hook and loop straps
- Multiple pockets for pens, vehicle documents and registration and other small items



Electronics Organizer

TTEO-1

Electronics organizer with weighted base holds small electronics and personal items.

- Weighted, non-skid base keeps the organizer in place
- Non-skid strip in lining keeps electronics from sliding around







Catch-All

TTCA-1







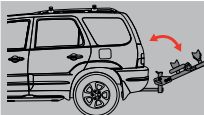
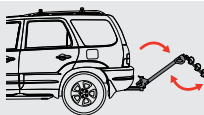





Catch-all provides easy access to small electronics and other items.

- Innovative vent-mount attachment mechanism
- Front stash pocket for quick access to small items












Roof Mounted Carriers





				
Product name/ Part number	Echelon 518	Peloton 517	Domestique 513	Prologue 516
Mount type	Fork	Fork	Fork	Fork
Fits Thule and round bars	✓	✓	✓	✓
Factory rack compatible	✓ Use #532 (sold separately)	✓ Use #532 (sold separately)	✓	✓ Use #532 (sold separately)
Fits all diameter bike frames	✓	✓	✓	✓
Disc brake compatible	✓	✓	✓	✓
Includes locks	Use Thule One-Key™ System (sold separately)	Use Thule One-Key™ System (sold separately)	Use Thule One-Key™ System (sold separately)	Use Thule One-Key™ System (sold separately)
Metal clamp construction	✓			
Plastic clamp construction		✓	✓	✓
Stable double-wall tray	✓	✓	✓	





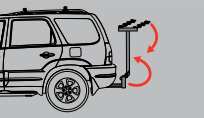
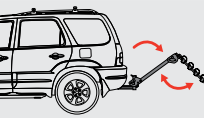
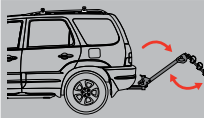
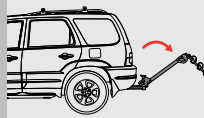
Hitch Racks



				
Product name	T2	T2 2 Bike Add-on	Doubletrack	Helium
Carrier type	Platform	Platform	Platform	Hanging
Rear of vehicle access				
Maximum number of bikes/ Part number	 916XTR, 917XTR	 918XTR (use with 916XTR)	 990XT	  970XT 971XT
Tilts or swings away with bikes on	✓	✓		
Fits 2" receiver hitches	✓ 916XTR	✓	✓	✓
Fits 1¼" receiver hitches	✓ 917XTR		✓	✓
Locks to receiver hitch	✓	✓	✓	✓
Includes bike locks	✓	✓	✓	✓
Arms fold down for storage	✓	✓	✓	✓
Includes anti-sway	✓	✓	✓	✓

Rear Mount and Spare Tire Racks

				
Product name	Raceway Platform	Raceway	Archway	Gateway
Maximum number of bikes/ Part number	 9003	  9001 9002	  9009 9010	  9006 9007
Bikes lock to carrier	✓	✓	✓	Use #538 (sold separately)
Carrier locks to vehicle	✓	✓	✓	
Lowest bike loading	✓			
Includes anti-sway	✓	✓	✓	✓
Arms fold down for storage	✓	✓	✓	✓
Attaches to rear spare tires				

			
Sidearm 594XT	Criterium 598	Big Mouth 599XTR	Tandem Carrier 558P
Upright	Upright	Upright	Fork
✓	✓	✓	✓
✓	✓ Use #532 (sold separately)	✓ Use #532 (sold separately)	
✓	Up to 3 $\frac{3}{8}$ "	Up to 3 $\frac{3}{8}$ "	✓
✓	✓	✓	✓
Use Thule One-Key™ System (sold separately)	Use Thule One-Key™ System (sold separately)	Use Thule One-Key™ System (sold separately)	Use Thule One-Key™ System (sold separately)
✓			✓
	✓	✓	
✓	✓		✓

			
Revolver	Ridgeline	Roadway	Parkway
Hanging	Hanging	Hanging	Hanging
			
4 964	4 954	2 4 5 912XT 914XT 915XT	2 4 4 958 957 956
✓			
✓	✓	✓	✓ 956, 958
	✓	✓ 912XT, 914XT	✓ 957
✓	✓		
✓	✓		
✓	✓	✓	
✓	✓	✓	

	
Passage	Spare Me
2 3 910XT 911XT	2 963XTR
Use #538 (sold separately)	✓
	✓
✓	✓
✓	✓
	✓

Watersport Carriers




















Product name/ Part number	Hullavator 897XT	Slipstream 887XT	Roll Model 884	Hull-a-Port PRO 835PRO	Hull-a-Port 835XTR	The Stacker 830	Glide and Set 883
Primary watercraft	Kayak	Kayak	Kayak	Kayak	Kayak	Kayak	Kayak
Fits Thule square and round bars	✓	✓	Square bars only	✓	✓	✓	✓
Fits Thule Aero bars and Xsporter	✓	✓		✓	✓	✓	✓
Factory rack compatible		✓		✓	✓	✓	✓
Includes bow/stern tie-downs	✓	✓	✓	✓	✓	✓	✓
Folds down when not in use				✓		✓	
Side-of-car loading	✓						
Number of people required to load/unload	1	1	1	1-2	1-2	1-2	1-2

Cargo Boxes



Product name	Boxter	Atlantis 2100	Atlantis 1800	Atlantis 1600	Atlantis 1200	Ascent 1700
Carrying capacity	Large 18 cu. ft. 110lbs	X-Large 21 cu. ft. 110lbs	Large 18 cu. ft. 110lbs	Large 16 cu. ft. 110lbs	Small 12 cu. ft. 110lbs	Large 17 cu. ft. 110lbs
Minutes to install	5	5	5	5	5	5
Dual-side opening	✓	✓	✓	✓	✓	✓
Interior length	83" 210cm	88.5" 225cm	80" 203cm	70" 178cm	77.5" 197cm	87.5" 222cm
Interior width	34" 87cm	34" 86.4cm	32.4" 82.4cm	34" 86.4cm	22.5" 57.2cm	29.5" 75cm
Interior height	12" 30.5cm	15" 38.2cm	13.9" 35.5cm	13.3" 33.9cm	14" 35.5cm	13.7" 35cm
Exterior dimensions	87(l) x 36(w) x 15"(h) 220(l) x 92(w) x 38cm(h)	92.5(l) x 36(w) x 18"(h) 235(l) x 91.4(w) x 45.7cm(h)	84(l) x 34.4(w) x 16.9"(h) 213(l) x 87.4(w) x 43cm(h)	74(l) x 36(w) x 16.3"(h) 188(l) x 91.4(w) x 41.4cm(h)	81.5(l) x 24.5(w) x 17"(h) 207(l) x 62.2(w) x 43cm(h)	91.5(l) x 31.5(w) x 15.7"(h) 232(l) x 80(w) x 40cm(h)
Weight	54 lbs. 24.5 kg	59 lbs. 26.8 kg	47 lbs. 21.3 kg	42 lbs. 19 kg	38 lbs. 17.2 kg	40 lbs. 18.1 kg
Ski/snowboard capacity	6-8 pair skis 4-6 boards	10-12 pair skis 6-8 boards	6-8 pairs of ski 4-6 boards	6-8 pairs of ski 3-4 boards	5-6 pair skis 2-3 boards	6-8 pair skis 4-6 boards
Maximum ski length	205cm	220cm	198cm	178cm	192cm	217cm
Part number/ color options	611 Two-tone	688XT Metallic Silver 688BXT Glossy Black	687XT Metallic Silver 687BXT Glossy Black	686XT Metallic Silver 686BXT Glossy Black	685XT Metallic Silver 685BXT Glossy Black	605 Black
Fits 1¼" and 2" receiver hitches						



								
Top Deck 881	Set-to-Go 878XT	Hydro-Glide 875XT	Canoe Carrier 579XT	Double-Decker 809	SUP Taxi 810	Hang-Two 554XT	Surf Pads 801/802	Surf Pads 803/804
Kayak/SUP	Kayak	Kayak	Canoe	Surfboard	SUP	Surfboard	Surfboard	Surfboard
✓	✓	✓	Square bars only	✓	✓	✓	✓	
✓	✓	✓		✓	✓	✓		✓
✓	✓	✓		✓	✓	✓		✓
✓	✓	✓	✓					
1-2	1-2	1-2	1-2	1	1-2	1	1	1

							
Ascent 1600	Ascent 1500	Ascent 1100	Mountaineer	Excursion	Frontier	Sidekick	Transporter Combi
Large 16 cu. ft. 110lbs	Medium 15 cu. ft. 110lbs	Small 11 cu. ft. 110lbs	Large 17 cu. ft. 110lbs	Medium 13 cu. ft. 110lbs	Small 11 cu. ft. 110lbs	Small 8 cu. ft. 110lbs	Medium 13 cu. ft.
5	5	5	20	20	20	30	10
✓	✓	✓					
72" 186cm	62.9" 160cm	84.5" 215cm	87.5" 222cm	51.5" 131cm	84.5" 215cm	50" 127cm	47" 119.4cm
31.1" 79cm	33.1" 84cm	23.5" 59.7cm	26.2" 66.6cm	33.5" 84.4cm	19.2" 49cm	23" 59cm	21.5" 54.6cm
14.4" 37cm	14" 35.6cm	10.4" 26.5cm	14.6" 37.2cm	16.6" 41.2cm	13.7" 35cm	13.5" 34.3cm	22.5" 57.2cm
76(l) x 33.1(w) x 16.4"(h) 196(l) x 84(w) x 42cm(h)	66.9(l) x 35.1(w) x 16"(h) 170(l) x 89(w) x 40.6cm(h)	88.5(l) x 25.5(w) x 12.4"(h) 225(l) x 64.8(w) x 31.5cm(h)	91.5(l) x 28.2(w) x 16.6"(h) 232(l) x 71.6(w) x 42.2cm(h)	55.5(l) x 35.2(w) x 18.6"(h) 141(l) x 89.4(w) x 46.2cm(h)	88.5(l) x 21.2(w) x 15.7"(h) 225(l) x 54(w) x 40cm(h)	54(l) x 25(w) x 15.5"(h) 137(l) x 64(w) x 39.3cm(h)	50.3(l) x 23.5"(w) x 24.3"(h) 128(l) x 60(w) x 62cm(h)
37 lbs. 16.8 kg	35 lbs. 15.9 kg	31 lbs. 14 kg	45 lbs. 20.4 kg	38 lbs. 17.2 kg	33 lbs. 15 kg	16 lbs. 7.2 kg	75 lbs. 34 kg
6-8 pairs of ski 3-4 boards	3-4 boards	5-6 pair skis 2-3 boards	6-8 pair skis 4-6 boards	N/A	5-6 pair skis 2-3 boards	N/A	N/A
186cm	155cm	210cm	217cm	N/A	210cm	N/A	N/A
604 Black	603 Black	602 Black	669ES Black	667ES Black	668ES Black	682 Silver	665C Black
							✓

Cargo Bags

			
Product name/ Part Number	Tahoe 867	Caravan 857	Quest 846
Carrying capacity	15-17 cu. ft.	13 cu. ft.	13 cu. ft.
Fits Thule, round bars & most factory racks	✓	✓	✓
Weather resistant	✓	✓	✓
Includes storage bag	✓	✓	✓
Taped seams	✓		
Internal structure for easier loading	✓		
PVC-free construction		✓	

Snowsport
Carriers

						
Product name/ Part Number	Universal Pull Top 91726	Universal Flat Top 91725	Universal Flat Top 91724	Snowcat 5401	Universal Snowboard Carrier 575	Hitch Ski Carrier 987XT
Fits Thule and round bars	✓	✓	✓		✓	
Factory rack compatible	✓	✓	✓	Fits Factory Side Rails Only	✓	
Ski capacity	6	6	4	6		6
Snowboard capacity	4	4	2	4	2	4
Includes locks	✓	✓	✓	✓	✓	✓
Oversized button for easy opening	✓	✓	✓			

Thule Inc.

42 Silvermine Road
Seymour, CT 06483

US Dealer Service:

800 848 5322

North America

Consumer Service:

800 238 2388

Thule Canada Inc.

700 Bernard
Granby QC J2J 0H6

Canada Dealer Service:

888 361 8967

thule.com

THULE[®]
SWEDEN