

NEUSPEED®

2003 CATALOG



NEUSPEED®



**Automotive
Performance
Systems, Inc.**

805-388-7171

IND

NEUMANN DISTRIBUTING

805-388-8111

www.neuspeed.com
3300 Corte Malpaso, Camarillo California 93012



Welcome to our 2003 Catalog! As we start our 28th year, we are excited to present to you the newest and best products for your VW, Audi, Acura and Honda.

Because of our high standards, quality products, dedicated customer service and prompt shipping, we are known worldwide as *the* place to purchase all of your suspension, performance and appearance parts.

My three sons, Gary, Aaron and Jeffrey Neumann who helped me start Automotive Performance Systems in 1975 are still working just as hard today with the same total commitment to be the best. Of course the number of employees have increased over the years, but they all have the same spirit, enthusiasm and dedication that have made the company what it is today... We want to be your high performance source!

NEUSPEED® is our premier product line. It is designed, engineered and tested by Aaron, myself and our engineering staff. We started the *NEUSPEED*® brand line of parts in 1979 with the total commitment to be the very best. Period. None better! Engineered to fit perfectly, perform the best, look great and featuring the highest quality steel, aluminum, welding and CNC machining the industry has ever known. It is a benchmark that we continue to set with every new *NEUSPEED*® part.

It is that careful attention to every detail, and a commitment to building the best products that makes *NEUSPEED*® the overwhelming choice of knowledgeable enthusiasts like yourself. You can depend on it... It's got our name on it!

Our whole *NEUSPEED*® team sincerely thanks you for your past and future patronage.

Sincerely,

Bill Neumann
Founder/CEO
Automotive Performance Systems, Inc.



NEUSPEED CHASSIS DYNAMOMETER

NEUSPEED's 1000hp Clayton Eddy-Current Chassis Dyno is state-of-the art. Coupled with Clayton's new Virtual Test Track, it is the latest generation of dynamometer control systems incorporating the power of a Pentium computer using a multi-tasking operating system. The advanced software and hardware is coupled to a comprehensive control of test and data acquisition. The VTT can monitor and record speeds up to 140mph with constant speed control, constant force control, power curve speed, 1/4- mile standing start, acceleration, shift point, speed, horsepower, torque, odometer and mechanical conditions.

This is just another step in our desire to be the best at what we do, and to thoroughly test, evaluate and perfect every engine modification part, and computer chip before any product is offered for sale. That's why we are able to accurately state horsepower figures that we have derived from many tests on our project cars. Chassis dynamometer testing is best because the parts are in the car exactly as you would use them on the street, and we can simulate any driving condition on the VTT. Our dyno experience is unmatched as it goes back to our hi-performance tuning years of 1972. And instead of another company's best guess, we give you exact information. NEUSPEED... When you want to be sure!




AARON NEUMANN, V.P. R&D

NEUSPEED CNC MACHINING CENTER

Our German-made Deckel Maho 5-axis CNC machining center is state-of-the-art. It machines our parts on all five sides automatically for far greater accuracy than on other machines where the part must be turned or repositioned for another operation. We have the ability to draw the part in 3D SurfCam, transport it to the machines computer, and make the part. This investment is our commitment to you and our goal to produce only the finest, jewel-like NEUSPEED parts. And in 2002, we purchased an Emco CNC turning center, a 3-axis machining center that can actually mill a flat while producing a round part.

Rapid prototype is another feature that we now use. We can design a part using Solidworks programming, and from there in a few hours a workable part is produced for testing. Once approved, it can now go to our CNC machining center for production in a matter of days, thereby reducing the time to supply you with the latest and greatest from NEUSPEED.

All NEUSPEED products benefit from the extreme accuracy of our half-million dollar machining center. But you, the customer is the main beneficiary of our efforts to bring you the best, almost jewel-like products... we're proud of what we do and the way we do it!



65



5-Axis Machining Center



Emco CNC Turning Center

NEUSPEED's new Honda Short Shifter in rapid prototype form

"Over the years, the combination of experience and CAD systems has yielded over 300 quality NEUSPEED parts, each one boasting the NEUSPEED logo and the craftsmanship and dependability that comes with that name."

- Max Power/eurotuner

About Us

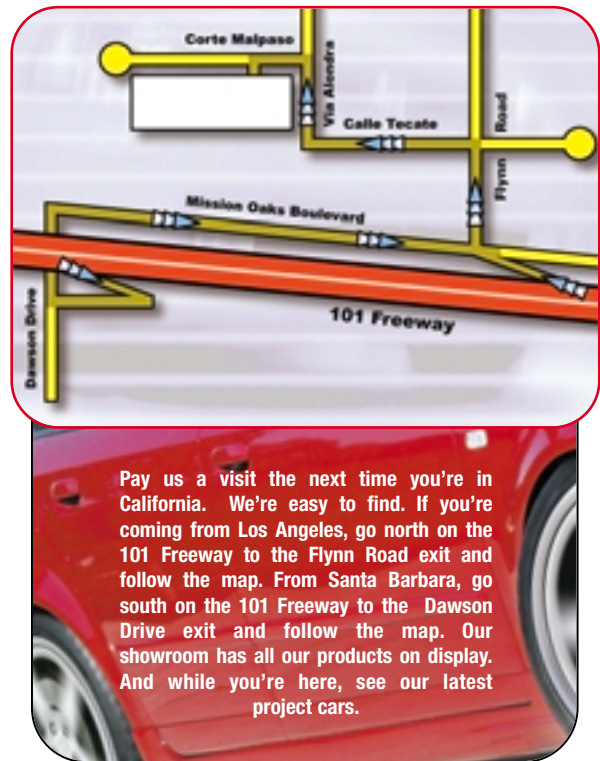
Automotive Performance Systems Inc. (APS) and its **NEUSPEED®**, and Neumann Distributing divisions are your number one source for aftermarket import performance products! We carry a large inventory of all the parts featured in this catalog. Our customer service is unrivaled, with the most knowledgeable support team in the industry. Remember, if you don't see something, simply call and ask. Chances are, we can find it, or at the very least, point you in the right direction.

How To Order

Retail and Wholesale customers can contact us at our Camarillo, California headquarters listed below. Our **NEUSPEED®** products are also available from over 5000 independent dealers and distributors worldwide. To find a dealer or wholesale distributor in your area, call our sales department or visit our website.

Dealer and wholesale inquiries are welcome. To obtain information on how to become a **NEUSPEED®**, or Neumann Distributing dealer, please fax a copy of your business license and tax identification number on your company letterhead. Dealer information is available to automotive parts or service businesses only!

The words **NEUSPEED®** and **SOFSPORT®** are registered trademarks of Automotive Performance Systems, Inc.



Pay us a visit the next time you're in California. We're easy to find. If you're coming from Los Angeles, go north on the 101 Freeway to the Flynn Road exit and follow the map. From Santa Barbara, go south on the 101 Freeway to the Dawson Drive exit and follow the map. Our showroom has all our products on display. And while you're here, see our latest project cars.

CALL, FAX OR PLACE ORDERS ONLINE!

Use your **NEUSPEED® CREDIT CARD**, MASTERCARD, VISA, AMEX, OR DISCOVER CARD to order by phone, fax, or online. Use your **NEUSPEED CREDIT CARD** and receive 10% off all your **NEUSPEED** purchases.

Now you can order **NEUSPEED** parts and accessories online!

Visit our website at www.neuspeed.com

NEUSPEED® / AUTOMOTIVE PERFORMANCE SYSTEMS, INC. / NEUMANN DISTRIBUTING

3300 Corte Malpaso • Camarillo, CA 93012

2

CONTACT US AT:**BUSINESS HOURS:**

7AM to 5PM Monday thru Thursday.
8AM to 5PM Friday PST.

TECHNICAL ASSISTANCE HOURS:

8 AM to noon Monday thru Friday PST.

ON THE INTERNET:

Visit us at: www.neuspeed.com
E-mail: info@neuspeed.com

NEUSPEED®/APS

800/423-3623 (Except CA, AK)
FAX: 805/388-0030

Toll free number is for
placing orders only!

All other services—technical
questions, order tracing,
warranty, etc. must call:
805/388-7171

www.neuspeed.com

NEUMANN DISTRIBUTING

805/388-8111
FAX: 805/388-0030

Technical questions,
order tracing,
warranty, etc.
must call:

805/388-8111

www.neuspeed.com

NEUSPEED® / AUTOMOTIVE PERFORMANCE SYSTEMS, INC. / NEUMANN DISTRIBUTING

3300 Corte Malpaso • Camarillo, CA 93012



Now you can get Information on *NEUSPEED* parts for your car 24 hours a day! You can view a quick list of components available for your specific make, model and year, or get technical details on a specific product you're interested in. Need help on something you don't see on the site? No problem! Just e-mail one of our Internet Technical Representatives by using our built-in link. You'll also find a full page of *NEUSPEED* accessories and clothing, project car photos, and information on the *NEUSPEED* credit card. Our site can be viewed on most popular browsers such as AOL and Netscape Navigator.

THE *NEUSPEED*® PLATINUM PLUS MASTERCARD® CREDIT CARD

LOW INTRODUCTORY ANNUAL PERCENTAGE RATE. NO ANNUAL FEE. • CREDIT LINE UP TO \$100,000

Purchase in style with the *NEUSPEED Platinum Plus*™ MasterCard® from MBNA America Bank. Apply today and you may enjoy all the benefits of the *NEUSPEED* MasterCard. Some of these benefits include:

- 10% discount on every *NEUSPEED* product purchased directly from Automotive Performance Systems using your *NEUSPEED* MasterCard*.
- Purchase \$300** in *NEUSPEED* products at one time using your *NEUSPEED* MasterCard and receive a FREE *NEUSPEED* Pro-Pack for your car. The Pro-Pack includes a complete *NEUSPEED* decal kit, a *NEUSPEED* license plate frame, and a *NEUSPEED* mug.
- Low introductory annual percentage rate.
- No annual fee
- Around the clock fraud protection.
- Year-end summary of charges.
- Added protection for travel and purchases***
- Credit line increase decisions in 15 minutes for *Platinum Plus* customers; 30 minutes for other customers.
- To apply for your card call Toll-Free 1-866-438-6262
You must use Priority Code # PD2B



There are costs associated with the use of this credit card. For information about the costs, **contact MBNA America, N. A., the exclusive issuer and administrator of the Platinum Plus credit card program** by calling toll-free or by writing to P. O. Box 15020, Wilmington, DE 19850. TTY users, call 1-800-833-6262.

* 10% discount is off Neuspeed Suggested retail price. Discount available through Automotive Performance Systems and other participating dealers. Contact Automotive Performance Systems directly for additional information by calling (805)388-7171. Neuspeed discount is offered solely by Neuspeed and Automotive Performance Systems and is not the responsibility of MBNA America Bank.

** Before tax and shipping.

*** Certain restrictions apply to this benefit and others as described in the benefits brochures sent soon after your account is opened.

MasterCard is a federally registered service mark of MasterCard International Inc., and is used pursuant to license. MBNA America and *Platinum Plus* are service marks of MBNA America Bank, N. A.



WARRANTY INFO

AUTOMOTIVE PERFORMANCE SYSTEMS, INC. - WARRANTY CLAIM PROCEDURE

To submit a warranty claim, the Consumer should contact Automotive Performance Systems, Inc. ("APS"), directly for verification of warranty coverage. All warranty returns must conform to the following procedures:

1. All Products should be wrapped or packed in a shipping box to prevent damage during shipping.
2. All returns must have a Return Goods Authorization (RGA) tracking number Issued by an APS customer service representative.
3. All returns must be shipped FREIGHT PREPAID, return receipt requested. Call tags and collect shipments are not permitted.
4. A copy of the vehicle's registration, a copy of the original invoice, a statement containing the Consumer's name and address, a brief description of the defect, and a complete description of the make, model, year of the vehicle must accompany all Products.

Removal and re-installation of the Product is the sole responsibility of the Consumer. Within 10 business days after receipt by APS of the defective or prematurely worn Product and the submission of all the information above, APS will replace or repair, at its option, such Product.

Warranty-related inquiries should be addressed to:

Automotive Performance Systems, Inc.
3300 Corte Malpaso
Camarillo, California 93012
Telephone No. - (805) 388-7171
Facsimile No. - (805) 388-0030

Service Rights. The Consumer of an APS Product in California has a right to have the Product serviced or repaired during the warranty period. The warranty period will be extended for the number of whole days that the Product has been out of the Consumer's hands for warranty repairs. If a defect exists within the warranty period, the warranty will not expire until the defect has been fixed. The warranty period will also be extended if the warranty repairs have not been performed due to delays caused by circumstances beyond the control of the Consumer, if the warranty repairs did not remedy the defect and the Consumer notifies APS or the dealer of the failure of the repairs within 60 days after they were completed. If, after a reasonable number of attempts, the defect has not been fixed, the Consumer may return the Product for a replacement or a refund subject, in either case, to deduction of a reasonable charge for usage. This time extension does not affect the protections or remedies the Consumer has under other laws.

66

IMPORTANT LIMITED WARRANTY INFORMATION

As your assurance of the quality of its Products, Automotive Performance Systems, Inc. ("APS"), offers the following limited warranty, applicable in the U.S.A. and Canada only:

Limited Warranty. APS warrants to the original retail purchaser who retains ownership of the vehicle on which the Product was originally installed (the "Consumer") all of its Neuspeed products. Since the applicable warranty period varies according to the Product, please refer to the specific warranty information included with the Product for the applicable warranty period.

Exclusions from Warranty. This warranty shall not apply to any Product that was not properly installed by a qualified, licensed auto mechanic experienced in the installation and removal of the Product purchased, any Product that was improperly serviced, or any Product that was misused. This warranty shall not apply unless the Consumer promptly discontinues use of the Product upon discovery of the defect or premature wearing.

THIS WARRANTY DOES NOT APPLY TO ANY PRODUCT THAT HAS BEEN: (1) MODIFIED, ALTERED OR SUBJECTED TO ABUSE, NEGLIGENCE, ACCIDENT OR COLLISION; (2) IMPROPERLY INSTALLED ON ANY VEHICLE FOR WHICH IT WAS NOT DESIGNED; (3) INSTALLED ON ANY VEHICLE THAT HAS BEEN MODIFIED; (4) INSTALLED ON ANY VEHICLE THAT HAS CARRIED LOADS IN EXCESS OF THE AUTOMOBILE MANUFACTURER'S SUGGESTED WEIGHT LIMITS; (5) INSTALLED ON ANY VEHICLE THAT HAS BEEN USED FOR RALLYING, RACING, RACING-TYPE ACTIVITIES OR OFF-ROAD USE; OR (5) PRESENTED FOR WARRANTY COVERAGE AFTER BEING USED ON A VEHICLE OTHER THAN THE VEHICLE ON WHICH IT WAS ORIGINALLY INSTALLED.

THERE ARE NO WARRANTIES, EXPRESS OR IMPLIED (INCLUDING ANY IMPLIED WARRANTIES OF MERCHANTABILITY AND FITNESS FOR A PARTICULAR PURPOSE), THAT EXTEND BEYOND THE DESCRIPTION ON THE FACE HEREOF. ANY IMPLIED WARRANTIES ARE DISCLAIMED TO THE FULLEST EXTENT PERMITTED BY LAW AND IN NO EVENT ARE TO EXCEED THE PURCHASE PRICE OF THE PRODUCT. SOME STATES DO NOT ALLOW LIMITATIONS ON HOW LONG AN IMPLIED WARRANTY LASTS, SO THE ABOVE LIMITATION MAY NOT APPLY TO YOU.

THIS WARRANTY DOES NOT COVER CONSEQUENTIAL DAMAGE, LOSS OF TIME OR REVENUES, INCONVENIENCE, LOSS OF USE OF THE VEHICLE, DAMAGES TO THE VEHICLE OR COMPONENTS OF THE VEHICLE, ANY OTHER TYPE OF CONSEQUENTIAL DAMAGES, OR OTHER INCIDENTAL OR INDIRECT DAMAGES. SOME STATES DO NOT ALLOW THE EXCLUSION OR LIMITATION OF INCIDENTAL OR CONSEQUENTIAL DAMAGES, SO THE ABOVE LIMITATION MAY NOT APPLY TO YOU.

THIS WARRANTY GIVES THE CONSUMER SPECIFIC LEGAL RIGHTS. THE CONSUMER MAY HAVE ADDITIONAL RIGHTS THAT MAY VARY FROM STATE TO STATE.

The Consumer should carefully review the specific warranty information included with the Product for additional requirements for warranty coverage, such as the receipt by APS of a completed Warranty Registration Card, and other warranty exclusions specific to the purchased Product. This warranty may not be modified or supplemented by any other person or company whether in writing or oral statements.

NEUSPEED®

2003 CATALOG



NEUSPEED®



**Automotive
Performance
Systems, Inc.**

805-388-7171

IND

NEUMANN DISTRIBUTING

805-388-8111

www.neuspeed.com
3300 Corte Malpaso, Camarillo California 93012



UNRIVALED QUALITY — ISO 9002

NEUSPEED springs are by far the best springs in the world! – Without exception! Why? NEUSPEED has been continually developing high performance suspension springs for almost three decades – and introduced the variable progressive rate design for superior ride and handling. Our German partner company has been producing automotive suspension springs since 1907. No one else can come close to our experience, which relates directly to our quality.

Every spring design is engineered, developed and street and race tested by the NEUSPEED suspension spring experts at our R&D facility in Camarillo, California. They are then precision manufactured in the most technically advanced, state-of-the-art facility in Germany, and we are the *first* and *only* spring to meet ISO-9002 international quality assurance standards. NEUSPEED also meets or exceeds TUV, DIN and SAE standards using only the world's highest quality chrome silicone and chrome vanadium steel wire – the best alloys known for spring manufacturing. All NEUSPEED springs are cold wound on precision Wafio CNC spring coilers to our exact specifications.

They are then heat-treated and immediately shot-peened to reduce metal fatigue. Each spring is block-set (compressed to coil bind) two times to ensure that our NEUSPEED springs will *never* sag. In all of our spring designs, our attention to safety keeps the springs tight between the caps when the car is raised for service or airborne. Finally, our unparalleled quality of powder coating is the final touch that makes NEUSPEED springs the best in the world – quality you can count on for the ultimate in suspension technology and handling!



LOOK AT THESE EXCLUSIVE FEATURES:

- Chrome silicone and chrome vanadium wire – the world's best.
- Precision German manufacturing on fully computerized CNC Wafio coiler.
- Automotive Spring winding experts since 1907.
- Progressive-rate design for the ultimate combination of performance and comfort.
- Safety – springs remain tight between spring caps when car is raised or airborne.
- Heat-treated, shot-peened and block set two times.
- No-sag performance guaranteed.
- Rust and corrosion protection – 500+hour salt-spray tested.
- Superior-quality base coat with high-gloss powder-coat finish.
- The only springs that are ISO-9002 quality certified.
- Exceeds TUV, DIN and SAE quality standards.
- Specializing in popular limited applications to be the best.
- Limited lifetime warranty to the original purchaser.

4



NEUSPEED SOFSPORT®

High performance while retaining ground clearance.

SofSport® springs are developed exclusively by NEUSPEED and designed specifically for performance driving in areas with snow and rough road conditions. While providing the same handling characteristics as our Sport kits, the NEUSPEED SofSport® springs do not lower the vehicle as much as the sport springs, allowing it to retain necessary ground clearance. This is perfect for the enthusiast who deals with rough roads or snow conditions.

"Our completed SofSport®/Bilstein sprung GTI shows little difference in ride height, (1/2" lower than stock). but the ride quality is slightly firmer, and vastly better handling is the result. For you guys in the snow belt, this is the hot setup."

– VW Trends

NEUSPEED RACE

Ultra performance, very responsive.

Whether you want the ultimate in all-out racing performance or a super-slammed race look for the street, these are the springs that all of the magazines are praising. Thoroughly race-tested, they provide superb handling and a much lower center of gravity. Aftermarket shocks are recommended. *NEUSPEED* race springs work best with Bilstein or Koni shocks.



The Barber Dodge Pro Series cars ride exclusively on *NEUSPEED*® springs. We consistently take what we learn from winning races and put that technology into products for the street.

NEUSPEED COILOVER SUSPENSION

Maximum performance with fine-tuning adjustability.

Racing improves the breed, and *NEUSPEED*'s Threaded Body Coilover Suspension Systems use the same technology that helped our *NEUSPEED* Accord dominate the Super Touring racing series in its inaugural season. *NEUSPEED*'s units feature threaded bodies that allow the spring perch to be threaded up or down to fine-tune ride height and optimize handling. As true Tuner components, they feature shorter shock rods, valving specific to each car model, and a precision calculated bump-stop height and hardness (shore). Only *NEUSPEED* uses massive shock rods (14mm on Acura & Honda) while competitors use the tiny 11.5mm rods that are incapable of handling side loads and whose seals leak oil. *NEUSPEED* Coilovers are the choice of champions! Only *Neuspeed* offers a limited lifetime warranty to the original purchaser, and our kits include two free billet aluminum adjusting wrenches with engraved *NEUSPEED* logo.

"With the reduced ride height, the skidpad orbit leapt from a stock 0.81g to the studly, Porsche-like 0.93g."

- Motor Trend

NEUSPEED SPORT LOWERING

Superior handling without harshness.

The perfect solution if your goal is to lower your vehicle to eliminate wheel-well gap, and improve handling without sacrificing a smooth ride. In fact, most drivers report that *NEUSPEED* Sports, with their progressive spring rates, actually give them a smoother ride than their stock springs, while greatly increasing overall handling performance.



...continued

MAKE MODEL/YEAR	SPRING TYPE	APPROX/LOWER FRONT	REAR	PART NO.
ACURA				
1.7 EL (Canada) 2002-up	Sport	1.75	1.5	55.20.61
1.7 EL (Canada) 2002-up	Race	2.25	2.0	55.20.68
1.6 EL (Canada) 1997-01	Sport	1.75	1.5	55.20.21
1.6 EL (Canada) 1997-01	Race	2.25	2.0	55.20.74
2.2 CL 4-Cyl 1996-99	SofSport®	0.75	0.75	55.20.41
2.2 CL 4-Cyl 1996-99	Sport	1.75	1.5	55.20.11
2.2 CL 4-Cyl 1996-99	Race	2.2	2.0	55.20.34
3.0 CL 6-Cyl 1996-99	Sport	1.75	1.5	55.20.13
2.3 CL 4-Cyl 2000-up	Sport	1.8	1.7	55.20.31
2.3 CL 4-Cyl 2000-up	Race	2.2	2.0	55.20.32
3.0 CL 6-Cyl (incl. Type S) 2000-up	Sport	1.8	1.7	55.20.38
3.0 CL 6-Cyl (incl. Type S) 2000-up	Race	2.2	2.0	55.20.32
3.2 TL 6-Cyl (incl. Type S) 1999-up	Sport	1.75	1.75	55.20.38
3.2 TL 6-Cyl (incl. Type S) 1999-up	Race	2.2	2.0	55.20.32
Integra All 1990-93	SofSport®	0.75	0.75	55.20.26
Integra All 1990-93	Sport	1.8	1.8	55.20.10
Integra All 1990-93	Race	2.0	2.0	55.20.24
Integra All (Exc. Type R) 1997-01	SofSport®	0.75	0.75	55.20.27
Integra All (Exc. Type R) 1997-01	Sport	1.75	1.5	55.20.20
Integra All 1994-01	Race	2.0	1.75	55.20.44
Integra All (Exc. Type R) 1994-01	Coilover	0.75-2.5	0.75-2.5	75.20.01
Integra Type R 1997-up	Sport	1.75	1.5	55.20.35
Integra Type R 1997-01	Race	2.0	1.75	55.20.44
NSX All 1991-up	Sport	1.5	1.5	55.20.25
RSX (incl. Type S) 2002-up	Sport	1.75	1.5	55.20.47
RSX (incl. Type S) 2002-up	Race	2.25	2.0	55.20.48
RSX (incl. Type S) 2002-up	Coilover	TBA	TBA	75.20.02
AUDI				
A4 FWD 4-Cyl 1996-00	Sport	1.3	1.3	55.02.16
A4 FWD 4-Cyl 2001	Sport	1.3	1.3	55.02.41
Audi A4 FWD 4-Cyl 2002-up*	Sport	1.5	1.5	55.02.50
Audi A4 FWD 4-Cyl 2002-up*	Race	2.0	2.0	55.02.51
A4 FWD V6 1996-00	Sport	1.3	1.3	55.02.15
A4 FWD V6 2001	Sport	1.3	1.3	55.02.42
Audi A4 FWD V6 2002-up*	Sport	1.5	1.5	55.02.54
Audi A4 FWD V6 2002-up*	Race	2.0	2.0	55.02.55
A4 Quattro 4-Cyl 1996-00				
Sedan, Avant	Sport	1.25	1.25	55.02.26
A4 Quattro 4-Cyl 1996-00				
Sedan, Avant	Race	2.0	2.0	55.02.25
A4 Quattro 4-Cyl 2001				
Sedan, Avant	Sport	1.25	1.25	55.02.43
A4 Quattro 4-Cyl 2001				
Sedan, Avant	Race	2.0	2.0	55.02.44
Audi A4 Quattro 4-Cyl 2002-up*				
Sedan, Avant	Sport	1.5	1.5	55.02.48
Audi A4 Quattro 4-Cyl 2002-up*				
Sedan, Avant	Race	2.0	2.0	55.02.49
A4 Quattro V6 1996-00				
Sedan, Avant	Sport	1.25	1.25	55.02.27
A4 Quattro V6 1996-00				
Sedan, Avant	Race	2.25	2.0	55.02.25
A4 Quattro V6 2001				
Sedan, Avant	Sport	1.25	1.25	55.02.45
A4 Quattro V6 2001				
Sedan, Avant	Race	2.0	2.0	55.02.46
Audi A4 Quattro V6 2002-up*				
Sedan, Avant	Sport	1.5	1.5	55.02.52
Audi A4 Quattro V6 2002-up*				
Sedan, Avant	Race	2.0	2.0	55.02.53
Audi A6 Quattro Sedan V6 1998-up*	Sport	1.5	1.5	55.02.60
Audi A6 Quattro Sedan 4.2 V8 2000-up	Sport	TBA	TBA	55.02.62
S4 2000	Sport	1.5	1.25	55.02.28
S4 2001-02	Sport	1.5	1.5	55.02.47
TT 2WD 1999-up	Sport	1.25	1.25	55.02.88
TT 2WD 1999-up	Race	1.75	1.75	55.02.89
TT Quattro 1999-up	Sport	1.25	1.25	55.02.86

* Cars with factory sport suspension lower 3/4" less

MAKE MODEL/YEAR	SPRING TYPE	APPROX/LOWER FRONT	REAR	PART NO.
BMW				
Mini 2002-up	Sport	1.25	1.25	55.04.41
Mini 2002-up	Race	1.5	1.5	55.04.42
HONDA				
Accord All 1986-89	Sport	1.5	1.5	55.20.05
Accord All 1990-93	SofSport®	0.75	0.75	55.20.41
Accord All 1990-93	Sport	1.8	1.7	55.20.11
Accord All 1990-93	Race	2.2	2.0	55.20.34
Accord All 4-Cyl 1994-95	SofSport®	0.75	0.75	55.20.55
Accord All 4-Cyl 1994-95	Sport	1.75	1.5	55.20.12
Accord All 4-Cyl 1994-95	Race	2.2	2.0	55.20.54
Accord All 6-Cyl 1995-97	Sport	1.75	1.5	55.20.13
Accord All 4-Cyl 1996-97	SofSport®	0.75	0.75	55.20.41
Accord All 4-Cyl 1996-97	Sport	1.8	1.7	55.20.11
Accord All 4-Cyl 1996-97	Race	2.2	2.0	55.20.34
Accord All 4-Cyl 1998-02	Sport	1.8	1.7	55.20.31
Accord All 4-Cyl 1998-02	Race	2.2	2.0	55.20.32
Accord All 6-Cyl 1998-02	Sport	1.8	1.7	55.20.38
Accord All 6-Cyl 1998-02	Race	2.2	2.0	55.20.32
Civic/CRX All 1988-91	SofSport®	0.75	0.75	55.20.06
Civic/CRX All 1988-91	Sport	2.0	1.8	55.20.07
Civic/CRX All 1988-91	Race	2.25	2.0	55.20.04
Civic/Si 2/4-Dr, Typ EG 1992-95	SofSport®	0.75	0.75	55.20.09
Civic/Si 2/4-Dr, Typ EG 1992-95	Sport	1.8	1.6	55.20.17
Civic/Si/del Sol 2/4-Dr, Typ EG 1992-95	Race	2.25	2.0	55.20.14
Civic All 1992-95	Coilover	0.75-2.5	0.75-2.5	75.20.01
Civic All 1996-00	SofSport®	0.75	0.75	55.20.15
Civic All 1996-00	Sport	1.75	1.5	55.20.21
Civic All 1996-00	Race	2.25	2.0	55.20.74
Civic All 1996-00	Coilover	0.75-2.5	0.75-2.5	75.20.01
Civic 2-Dr, 2001-up	Sport	1.75	1.5	55.20.62
Civic 4-Dr, 2001-up	Sport	1.75	1.5	55.20.61
Civic 2/4-Dr, 2001-up	Race	2.25	2.0	55.20.68
Civic Si 2002-up	Sport	1.5	1.5	55.20.63
Civic Si 2002-up	Race	2.0	2.0	55.20.69
Civic Si 2002-up	Coilover	TBA	TBA	75.20.02
del Sol All 1992-97	Sport	1.8	1.6	55.20.18
del Sol All 1992-97	Race	2.25	2.0	55.20.14
del Sol All 1992-97	Coilover	0.75-2.5	0.75-2.5	75.20.01
Prelude All 1988-91	Sport	1.8	1.8	55.20.08
Prelude All 1988-91	Race	2.25	2.0	55.20.84
Prelude 1992-97 All & 1998-01 non-SH only	Sport	1.7	1.5	55.20.16
Prelude 1992-97 All & 1998-01 non-SH only	Race	2.25	2.0	55.20.64
Prelude 1998-01 SH only, with original shocks only	Sport	1.7	1.5	55.20.23 [†]
Prelude 1998-01 SH only, with original shocks only	Race	2.5	2.0	55.20.95 [†]
S2000	Sport	1.25	1.25	55.20.65

[†] Please call when aftermarket shocks are being used.

"...it posted the highest average autocross time, a three-second improvement over stock - and the car was still on street tires."

- Grassroots Motorsports

MAKE MODEL/YEAR	SPRING TYPE	APPROX/LOWER FRONT REAR		PART NO.
VOLKSWAGEN				
Beetle All 1998-up.....	SofSport®	0.50	0.50	55.10.87
Beetle All 1998-up.....	Sport	1.75	1.75	55.10.88
Beetle All 1998-up.....	Race	2.0	2.0	55.10.89
Cabriolet 1980-94.....	Sofsport	0.25	0.25	55.10.06
Cabriolet 8V 1980-94.....	Sport	1.25	1.25	55.10.03
Cabriolet 8V 1980-94.....	Race	1.25	1.25	55.10.05
Cabrio 8V 1995-02.....	SofSport®	1.0	0.25	55.10.57
Cabrio 8V 1995-02.....	Sport	1.5	1.3	55.10.55
Cabrio 8V 1995-02.....	Race	1.25	1.25	55.10.50
Corrado G60 1990-92.....	SofSport®	0.50	0.25	55.10.21
Corrado G60 1990-92.....	Sport	1.25	1.25	55.10.20
Corrado G60 1990-92.....	Race	1.25	1.25	55.10.15
Corrado VR6 1992-94 ^{1/2}	SofSport®	0.75	0.25	55.10.22
Corrado VR6 1992-94 ^{1/2}	Sport	1.3	1.3	55.10.25
Corrado VR6 1992-94 ^{1/2}	Race	1.5	1.5	55.10.15
Corrado VR6 1994 ^{1/2} -95.....	Sport	1.3	1.3	55.10.26
Corrado VR6 1994 ^{1/2} -95.....	Race	1.5	1.5	55.10.50
Golf II 8V 16V 1985-92.....	SofSport®	0.50	0.50	55.10.16
Golf II 8V 1985-89.....	Sport	1.25	1.25	55.10.11
Golf II All 1985-92.....	Race	1.25	1.25	55.10.15
Golf II 8V 1990-92.....	Sport	1.25	1.25	55.10.12
Golf II 16V 1987-92.....	Sport	1.25	1.25	55.10.12
Golf III 8V 1993-96 ^{1/2}	SofSport®	0.75	0.25	55.10.58
Golf III 8V 1993-96 ^{1/2}	Sport	1.3	1.3	55.10.51
Golf III 8V 1993-96 ^{1/2}	Race	1.5	0.25	55.10.15
Golf III 8V 1996 ^{1/2} -99.....	SofSport®	0.75	0.50	55.10.59
Golf III 8V 1996 ^{1/2} -99.....	Sport	1.3	1.3	55.10.55
Golf III 8V 1996 ^{1/2} -99.....	Race	1.5	1.25	55.10.50
Golf III VR6 1993-99.....	SofSport®	1.0	0.30	55.10.57
Golf III VR6 1993-99.....	Sport	1.5	1.3	55.10.52
Golf III VR6 1993-99.....	Race	2.0	1.75	55.10.50
Golf IV 2.0L 8V 1.8T, TDi 1999-up.....	SofSport®	0.50	0.50	55.10.87
Golf IV 2.0L 8V 1.8T, TDi 1999-up.....	Sport	1.5	1.5	55.10.88
Golf IV 2.0L 8V 1.8T, TDi 1999-up.....	Race	2.0	2.0	55.10.89
Golf IV VR6 1999-up.....	SofSport®	0.50	0.50	55.10.73
Golf IV VR6 1999-up.....	Sport	1.5	1.5	55.10.70
Golf IV VR6 1999-up.....	Race	2.0	2.0	55.10.75
Jetta I All 1980-84.....	SofSport®	0.0	0.0	55.10.06
Jetta I All 1980-84.....	Sport	1.25	1.25	55.10.01
Jetta I All 1980-84.....	Race	1.25	1.25	55.10.05
Jetta II 8V 16V 1985-92.....	SofSport®	0.25	0.25	55.10.16
Jetta II 8V 1985-89.....	Sport	1.25	1.25	55.10.11
Jetta II All 1985-92.....	Race	1.25	1.25	55.10.15
Jetta II 8V 1990-92.....	Sport	1.25	1.25	55.10.12
Jetta II 16V 1987-92.....	Sport	1.5	1.5	55.10.12
Jetta III 8V TDi 1993-96 ^{1/2}	SofSport®	0.75	0.25	55.10.58
Jetta III 8V TDi 1993-96 ^{1/2}	Sport	1.25	1.25	55.10.51

* Fits up to VIN# YE121221 † Fits from VIN# YE121222

NOTE: All lowering distances are measured from a stock, base model vehicle. Actual lowering will vary based on vehicle options and weight.

WARNING: Lowering your vehicle may result in changes to its alignment settings. We recommend that you have your vehicle re-aligned after installing lowering springs. Please inquire about camber correction kits for your vehicle.

MAKE MODEL/YEAR	SPRING TYPE	APPROX/LOWER FRONT REAR		PART NO.
VOLKSWAGEN (continued)				
Jetta III 8V TDi 1993-96 ^{1/2}	Race	1.5	1.25	55.10.15
Jetta III VR6 TDi 1993-99.....	SofSport®	1.0	0.30	55.10.57
Jetta III VR6 TDi 1993-99.....	Sport	1.5	1.3	55.10.52
Jetta III VR6 TDi 1994-99.....	Race	2.0	1.75	55.10.50
Jetta III 8V TDi 1996 ^{1/2} -99.....	SofSport®	0.75	0.50	55.10.59
Jetta III 8V TDi 1996 ^{1/2} -99.....	Sport	1.3	1.3	55.10.55
Jetta III 8V TDi 1996 ^{1/2} -99.....	Race	1.5	1.25	55.10.50
Jetta IV 2.0L 8V 1.8T, TDi 1999-up.....	SofSport®	0.50	0.50	55.10.74
Jetta IV 2.0L 8V 1.8T, TDi 1999-up.....	Sport	1.5	1.5	55.10.86
Jetta IV Wag. 2.0L 8V 1.8T, TDi 2001-up.....	Sport	1.5	1.5	55.10.85
Jetta IV 2.0L 8V 1.8T, TDi 1999-up.....	Race	2.0	2.0	55.10.89
Jetta IV VR6 1999-up.....	SofSport®	0.50	0.50	55.10.76
Jetta IV VR6 1999-up.....	Sport	1.5	1.5	55.10.78
Jetta IV Wag. VR6 2001-up.....	Sport	1.5	1.5	55.10.79
Jetta IV VR6 1999-up.....	Race	2.0	2.0	55.10.75
Passat Sed. 16V 1990-94.....	Sport	1.25	1.25	55.10.40
Passat Wag. 16V 1990-94.....	Sport	1.25	1.25	55.10.41
Passat Sed. VR6 1993-94.....	Sport	1.25	1.25	55.10.45
Passat Wag. VR6 1993-94.....	Sport	1.3	1.3	55.10.46
Passat Sed. 8V TDi Typ B4 1995-97.....	Sport	0.75	0.75	55.10.42
Passat Wag. 8V TDi Typ B4 1995-97.....	Sport	1.25	1.0	55.10.43
Passat Sed. VR6 Typ B4 1995-97.....	Sport	0.75	0.75	55.10.48
Passat Wag. VR6 Typ B4 1995-97.....	Sport	0.75	0.75	55.10.49
Passat Sed. 4-Cyl Typ B5 1998-00 ^{1/2} *.....	SofSport®	0.75	0.75	55.10.65
Passat Sed. 4-Cyl Typ B5 1998-00 ^{1/2} *.....	Sport	1.5	1.5	55.10.60
Passat Wag. 4-Cyl Typ B5 1998-00 ^{1/2} *.....	Sport	1.5	1.5	55.10.61
Passat Sed. V6 Typ B5 1998-00 ^{1/2} *.....	SofSport®	0.75	0.75	55.10.64
Passat Sed. V6 Typ B5 1998-00 ^{1/2} *.....	Sport	1.5	1.5	55.10.62
Passat Wag. V6 Typ B5 1998-00 ^{1/2} *.....	Sport	1.5	1.5	55.10.63
Passat Sed. 4-Cyl Typ B5 2000 ^{1/2} -up [†]	SofSport®	0.75	0.75	55.10.33
Passat Sed. 4-Cyl Typ B5 2000 ^{1/2} -up [†]	Sport	1.5	1.5	55.10.34
Passat Wag. 4-Cyl Typ B5 2000 ^{1/2} -up [†]	Sport	1.5	1.5	55.10.35
Passat Sed. V6 Typ B5 2000 ^{1/2} -up [†]	SofSport®	0.75	0.75	55.10.36
Passat Sed. V6 Typ B5 2000 ^{1/2} -up [†]	Sport	1.5	1.5	55.10.37
Passat Wag. V6 Typ B5 2000 ^{1/2} -up [†]	Sport	1.5	1.5	55.10.38
Passat 4-Motion Wagon 2001 ^{1/2} -up.....	Sport	1.5	1.5	55.10.67
Rabbit All 1980-84.....	SofSport®	0.0	0.0	55.10.06
Rabbit All 1980-84.....	Sport	1.25	1.25	55.10.01
Rabbit All 1980-84.....	Race	1.25	1.25	55.10.05
Scirocco I All 1980-81.....	Sport	1.25	1.25	55.10.01
Scirocco I All 1980-81.....	Race	1.25	1.25	55.10.05
Scirocco II 8V 1982-88.....	SofSport®	0.25	0.25	55.10.06
Scirocco II 8V 1982-88.....	Sport	1.25	1.25	55.10.03
Scirocco II 8V 1982-88.....	Race	1.25	1.25	55.10.05
Scirocco II 16V 1986-88.....	Sofsport	0.25	0.25	55.10.13
Scirocco II 16V 1986-88.....	Sport	1.25	1.25	55.10.02
Scirocco II 16V 1986-88.....	Race	1.25	1.25	55.10.05



INGALLS' ENGINEERING

Hi-performance suspension components for lowered cars. If you are lowering your car for handling, performance and appearance, Ingalls' Engineering products adjust to meet your needs. Straight forward installation with detailed instructions. However, these products should be installed by a professional alignment shop.

We carry the complete line of Ingalls' Engineering alignment products. Please call us for additional applications and pricing.

APPLICATION	CAMBER ADJUSTMENT FRONT	PART NO FRONT	CAMBER ADJUSTMENT REAR	PART NO. REAR
ACURA				
Integra 1990-01	-3/4" to +1"	IN.35710 w/rubber bushings	-2" to +3"	IN.38920 w/rubber bushings
	-3/4" to +1"	IN.35700 w/polyurethane bushings	-2" to +3"	IN.38900 w/polyurethane bushings
	+1 1/4" to +3"	IN.35730 w/rubber bushings		
	+1 1/4" to +3"	IN.35720 w/polyurethane bushings		
HONDA				
Accord 1986-89	+1 1/2" to -3/4"	IN.35500	-2" to +3"	IN.38620 w/rubber bushings
			-2" to +3"	IN.38600 w/polyurethane bushings
Accord 1990-97	-3/4" to +1"	IN.35710 w/rubber bushings	-2" to +3"	IN.38831/IN38832 w/rubber bushings
	-3/4" to +1"	IN.35700 w/polyurethane bushings	-2" to +3"	IN.38811/IN38812 w/polyurethane bushings
	+1 1/4" to +3"	IN.35730 w/rubber bushings		
	+1 1/4" to +3"	IN.35720 w/polyurethane bushings		
Accord 1998-01	+1 3/4" to +4 1/4"	IN.35570 adjustable ball joint.....	-1 1/2" to +3"	IN.38720 w/rubber bushings
Civic 1988-95	-3/4" to +1"	IN.35710 w/rubber bushings	-2" to +3"	IN.38920 w/rubber bushings
	-3/4" to +1"	IN.35700 w/polyurethane bushings	-2" to +3"	IN.38900 w/polyurethane bushings
	+1 1/4" to +3"	IN.35730 w/rubber bushings		
	+1 1/4" to +3"	IN.35720 w/polyurethane bushings		
Civic 1996-00	-1" to +3"	IN.39100 w/rubber bushings	-1" to +3"	IN.38920 w/rubber bushings
		adjustable upper control arm	-1" to +3"	IN.38900 w/polyurethane bushings
	-1" to +3"	IN.39101/IN.39102 w/rubber bushings		
		adjustable upper control arm w/ball joint		
Civic 2001	-1" to +1"	IN.35420	-2" to +4"	IN.38970 w/rubber bushings
			-2" to +4"	IN.38950 w/polyurethane bushings
CRV 1997-00	-1" to +3"	IN.39100 w/rubber bushings	-1" to +3"	IN.38920 w/rubber bushings
		adjustable upper control arm	-1" to +3"	IN.38900 w/polyurethane bushings
	-1" to +3"	IN.39101/IN.39102 w/rubber bushings		
		adjustable upper control arm w/ball joint		
del Sol 1993-97	-3/4" to +1"	IN.35710 w/rubber bushings	-1" to +3"	IN.38920 w/rubber bushings
	-3/4" to +1"	IN.35700 w/polyurethane bushings	-1" to +3"	IN.38900 w/polyurethane bushings
	+1 1/4" to +3"	IN.35730 w/rubber bushings		
	+1 1/4" to +3"	IN.35720 w/polyurethane bushings		
Prelude 1988-91	-1" to +3"	IN.35650 adjustable ball joint.....	-1" to +3"	IN.35650 adjustable ball joint mount
Prelude 1992-96	-3/4" to +1"	IN.35710 w/rubber bushings	-3/4" to +1"	IN.35710 w/rubber bushings
	-3/4" to +1"	IN.35700 w/polyurethane bushings	-3/4" to +1"	IN.35700 w/polyurethane bushings
	+1 1/4" to +3"	IN.35730 w/rubber bushings	+1 1/4" to +3"	IN.35730 w/rubber bushings
	+1 1/4" to +3"	IN.35720 w/polyurethane bushings	+1 1/4" to +3"	IN.35720 w/polyurethane bushings
Prelude 1997-01	+1 3/4" to +4 1/4"	IN.35580 adjustable ball joint.....	-3/4" to +1"	IN.38710 w/rubber bushings
			-3/4" to +1"	IN.35700 w/polyurethane bushings
			+1 1/4" to +3"	IN.35730 w/rubber bushings
			+1 1/4" to +3"	IN.35720 w/polyurethane bushings

HANDLING ADJUSTMENT

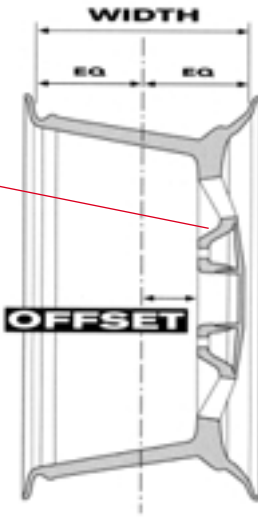
With a clear understanding of what you want from your car in terms of handling, tuning your suspension becomes much easier. The following information will help you to understand just what changes are possible, and how they affect handling.

UNDERSTEER is a tendency for the car to slide off a corner nose first. You turn the wheel, but the car doesn't respond... it turns less than you want – hence the term understeer. In circle track racing it's called pushing. Most new cars are set up to understeer, because it's relatively safe handling for most drivers. But if you want to go fast, you want to tune your car to neutral handling.

OVERSTEER is the tendency for the tail end of the car to slide off the corner first. The rear of the car is steering more than the driver – hence the term oversteer. It can be the fastest way around a corner, but it can be dangerous. Most front wheel drive cars don't oversteer unless modified, or when the throttle is lifted suddenly in a corner.

WHEEL ALIGNMENT is a careful adjustment of camber (tilt) of the wheels and toe (angle in and out). A good alignment can make your car handle better and safer. Your factory alignment specs are a good starting point, but you may want to run more front camber – about 1° negative and 1/16-inch toe out for improved handling.

WHEEL OFFSET probably one of the most frequent questions we get is, "Why do my tires rub?" Because it relates to lowering, we thought we would try to explain it to our *NEUSPEED* customers. Wheel offset is the distance from the mounting surface of the wheel to the centerline of the wheel. Offset, is usually measured in millimeters (mm). A low number moves the rim/tire toward the outside of the car, a higher number moves the rim/tire toward the inside of the car. Most aftermarket wheels have the offset cast into the rim. You must be careful in choosing a rim for your particular car, since the tire can rub on the fender one way and the suspension the other way. Remember, bigger isn't necessarily better, particularly if it rubs over every bump. When buying tires and wheels, find an outfit that has good knowledge of your particular make and model, and will stand by their suggestions, and offer a money back guarantee for wheels and tires that do not fit.



MOUNTING SURFACE

ADJUSTMENT	TO INCREASE UNDERSTEER	TO INCREASE OVERSTEER
Front Tire Pressure	Lower	Higher
Rear Tire Pressure	Higher	Lower
Front Tire Section	Small	Larger
Rear Tire Section	Larger	Smaller
Front Wheel Chamber	More Positive	More Negative
Rear Wheel Chamber	More Negative	More Positive
Front Springs	Stiffer	Softer
Rear Springs	Softer	Stiffer
Front Anti-Roll Bar	Thicker (stiffer)	Thinner (weaker)
Rear Anti-Roll Bar	Thinner (weaker)	Thicker (stiffer)
Weight Distribution	More Forward	More Rearward



HONDA

ACURA & HONDA POLYURETHANE BUSHING KITS

Prothane has developed a line of special polyurethane-based bushings and chassis components to replace the softer factory rubber bushing for a firm and precise control of vehicle handling functions. Automotive manufacturers utilize softer bushings to accommodate the majority of typical car buyers. All Prothane components are designed and manufactured utilizing contemporary CAD/CAM technology and CNC matching centers. The Prothane Total Kits are available for the following Acura and Honda models.

APPLICATION	PART NO.
ACURA	
Integra 1990-93 with All Control Arm Bushings	8.2011
Integra 1990-93 w/o Rear Upper Control Arm Bushings	8.2004
Integra 1994-00 with All Control Arm Bushings	8.2012
Integra 1994-00 w/o Rear Upper Control Arm Bushings	8.2005
HONDA	
Accord 1990-93 with All Control Arm Bushings	8.2013
Accord 1990-93 w/o Rear Upper Control Arm Bushings	8.2006
Accord 1994-97 with All Control Arm Bushings	8.2014
Accord 1994-97 w/o Rear Upper Control Arm Bushings	8.2007
CRX/Civic 1984-87	8.2001
Civic 1988-91 with All Control Arm Bushings	8.2009
Civic 1988-91 w/o Rear Upper Control Arm Bushings	8.2002
Civic 1992-95 with All Control Arm Bushings	8.2010
Civic 1992-95 w/o Rear Upper Control Arm Bushings	8.2003
Civic 1996-00 with All Control Arm Bushings	8.2008
Civic 1996-00 w/o Rear Upper Control Arm Bushings	8.2017
Civic Si 1999-00 with All Control Arm Bushings	8.2015
Civic Si 1999-00 w/o Rear Upper Control Arm Bushings	8.2016

AUDI & VW POLYURETHANE BUSHINGS

APPLICATION	PART NO.
Audi A4 2002-up 1.8T Quattro .FWD engine mount	22.650211
Golf II, Jetta II, Corrado G60	22.202
Front control arm bushings	22.302
Rear trailing arm bushings	22.302
Steering rack bushing (non power steering)	22.702
Upper rear shock mount bushing	22.902
Front shock bump stop (fits all shocks except Bilstein)	22.1301
Golf II, Jetta II to 1989	22.503
Right rear engine mount inserts	22.503
Rabbit, Scirocco I & II, Jetta I ...	22.701
Steering rack bushing	22.701
Upper rear shock mount bushing	22.902
Rear trailing arm bushing	22.301
Front control arm bushing	22.201
Square rear mount	22.502
Left side transmission mount insert	22.504
Right side engine mount insert	22.505
Front motor mount bushing	22.501

VW STRUT BEARINGS

These replacement upper strut bearings are imported direct from Germany, and are much better quality than any other brand available. Strut bearings should be replaced at 40-50,000 miles, ideally when changing springs and/or shocks. We also offer a polyurethane bearing for racing, not recommended for street use.



APPLICATION	PART NO.
Rabbit, Scirocco I & II, Jetta I	
OEM replacement (each)	25-7359
Golf II, Jetta II, Corrado G60, Passat 16V	
OEM replacement (each)	25-7559
HD replacement for all Bilstein and Koni #8641-1198 sport (L/R pair)	25-6560
Golf III, Jetta III VR6 All, Cabrio 1995-99, Golf III, Jetta III 8V 1996¹/₂-99 (each)	
	25-6565

BILSTEIN

Bilstein shock absorbers offer superior design, precision manufacturing and detailed attention to quality during every step from R&D to fulfillment. Each shock is formed from a single piece of steel to maintain precision tolerances. That's why you can count on unmatched performance throughout their long life. Bilstein shocks are found on most of the top NASCAR, Formula 1, SCCA, Rally, Oval-track, Off-Road and OEM vehicles. All Bilstein shocks are built for a specific application to ensure the very best handling and reliability for your vehicle. The patented Monotube gas charged design allows excessive heat built up in the oil to transfer to the outer surface of the shock body to dissipate more efficiently. The dividing piston also permits the oil to expand as the heat builds up, preventing unwanted aeration. This allows the shock to maintain full damping as temperatures rise. *NEUSPEED's* R&D staff has worked extensively for many years with Bilstein engineers on our specialized products for your car. This extra attention to detail allows us to offer you the very best quality shocks with special valving and adjustable ride heights for your specific car and your specific style of driving.

APPLICATION	SETTING	PART NUMBERS	
		FRONT	REAR
ACURA			
Integra 1994-01 (Except Type R)	HD	1-B36.1603L 1-B36.1604R	1-B46.1605
Integra 1997-01 Type R	SPORT	1-BE5.2340†	1-BE5.2341†
NSX 1991-up	HD	1-B46.1663	1-B46.1665
2.3 CL 4-Cyl & 3.0 CL 6 cyl 2000-up	HD	1-BE5.6578HO	1-BE5.6579HO
	SPORT	1-BE5.6580HO	1-BE5.6581HO
3.2 TL 6-Cyl (Incl. Type S) 1999-up	HD	1-BE5.6578HO	1-BE5.6579HO
	SPORT	1-BE5.6580HO	1-BE5.6581HO
AUDI			
A4 FWD 1996-01	HD	1-B36.2079†	1-B36.2080†
	SPORT	1-B36.2081M0†	1-B36.2082†
A4 FWD 2002-up	HD	1-BE5.6514†	1-BE5.6515
	SPORT	1-BE5.6516†	1-BE5.6517
A4 Quattro 1996-01	SPORT	1-B36.2081M0†	1-BE3.2669M1†
A4 Quattro 2002-up	HD	1-BE5.6514†	1-BE5.6515
	SPORT	1-BE5.6516†	1-BE5.6517
A6 FWD 1998-00 1/2	HD	1-B36.2079†	1-BE3.2532
	SPORT	1-B36.2081M0†	1-BE3.2533
A6 FWD 2000 1/2-up	HD	1-BE5.6508	1-BE5.6542
	SPORT	1-BE5.6510	1-BE5.6543
A6 Quattro 2000 1/2-up	HD	1-BE5.6508	1-BE5.6509
	SPORT	1-BE5.6510	1-BE5.6511
S4 2000-02	HD	1-BE3.6211	1-BE3.6212
	SPORT	1-BE3.2081S4†	1-BE3.2669M1†
TT FWD 1999-up	HD	1-VE3.4637*	1-BE5.6032
	SPORT	1-VE3.4638*	1-BE5.6033
TT Quattro 1999-up	HD	1-VE3.4637*	1-BE5.6034
	SPORT	1-VE3.4638*	1-BE5.6035
HONDA			
Accord 1986-89	HD	1-B36.1135L 1-B36.1136R	1-B46.1089
Accord 1990-93	HD	1-B36.1721L 1-B36.1722R	1-B46.1723
	SPORT	1-B36.1608L 1-B36.1609R	1-B46.1606
Accord 1994-97	HD	1-BE5.2371	1-B46.2114
Accord 1998-02	HD	1-BE5.6578HO	1-BE5.6579HO
	SPORT	1-BE5.6580HO	1-BE5.6581HO
Civic/CRX 1989-91	HD	1-B36.1380L 1-B36.1381R	1-B46.1382
Civic 1992-95, del Sol	HD	1-B36.1603L 1-B36.1604R	1-B46.1605
Civic 1996-00	HD	1-BE5.2336	1-BE5.2337
	SPORT	1-BE5.6408	1-BE5.2337H1
CR-V 1996-up	HD	1-BE5.2338†	1-BE5.2339†
Prelude 1992-01	HD	1-B36.1678L 1-B36.1679R	1-B46.1675
	SPORT	1-B36.1775L 1-B36.1776R	1-B46.1777

COILOVER SUSPENSION KITS

The Bilstein **NON-ADJUSTABLE** Coilover Kit features a ride-height adjustable system, which includes four Sport-tuned shocks, front and rear progressive or multi-stage springs and mounting hardware. The Bilstein **ADJUSTABLE** Coilover Kit features a ride-height adjustable system with damping-force adjustable shocks, which includes four Sport-tuned shocks, front and rear progressive or multi-stage springs and mounting hardware. The Bilstein Coilover kits are authentic Bilstein manufactured in Germany, and carry the full USA Lifetime Warranty to the original purchaser. There are other imitations, but they **DO NOT** have the Bilstein lifetime warranty.

APPLICATION	SETTING	PART NUMBERS	
		FRONT	REAR
VOLKSWAGEN			
Beetle 1998-up	HD	1-VE3.4407*	1-BE3.2623
Beetle 1998-up	SPORT	1-VE3.4408*	1-BE3.2624
Corrado G60 1990-92	HD	1-P30.0102	1-B36.0656†
	HD	1-V36.0214*	1-B36.0656†
	SPORT	1-P30.3066	1-B36.2246†
	SPORT	1-V36.0366*	1-B36.2246†
	RACE	1-VE3.4141*	1-AK.30140†
Corrado VR6 1992-95	HD	1-VE3.4391*	1-B36.0656†
	SPORT	1-V36.0366*	1-B36.2246†
	RACE	1-VE3.4141*	1-AK.30140†
Fox 1987-on	HD	1-P30.3005	1-B36.0030
Golf II, Jetta II 1985-92	HD	1-P30.0102	1-B36.0654†
	HD	1-V36.0104*	1-B36.0654†
	SPORT	1-P30.3066	1-B36.2246†
	SPORT	1-V36.0366*	1-B36.2246†
	RACE	1-VE3.4141*	1-AK.30140†
Golf III, Jetta III 1993-99;			
Cabrio 8V 1995-02	HD	1-VE3.4395*	1-B36.0654†
	SPORT	1-V36.0366*	1-B36.2246†
	RACE	1-VE3.4141*	1-AK.30140†
Golf III, Jetta III VR6 1994-95	HD	1-VN3.4277*	1-B36.0654†
	SPORT	1-VN3.4172*	1-B36.2246†
Golf III, Jetta III VR6 1996-99	HD	1-VN3.4277# *	1-B36.0654†
	SPORT	1-VN3.4172# *	1-B36.2246†
Golf IV, Jetta IV 1999-up	HD	1-VE3.4407*	1-BE3.2623
	SPORT	1-VE3.4408*	1-BE3.2624
Passat 1990-97 (All except VR6)	HD	1-V36.0406*	1-B36.1597†
Passat VR6 1993-97	HD	1-VN3.4277P*	1-B36.1597†
	SPORT	1-VN3.4172P*	1-B36.1597†
Passat 1998-up	HD	1-B36.2079†	1-BE3.2532
	SPORT	1-B36.2081M0†	1-BE3.2533
Rabbit, Scirocco I & II, Jetta I, Cabriolet thru 1994	HD	1-P30.0137	1-B46.0921†
	SPORT	1-P30.0032	1-B46.0657†
	SPORT	1-V36.0101*	1-B46.0657†
	RACE	1-V36.0059*	1-B46.0657†

Must use *NEUSPEED* springs only.

* Complete strut housing.

† Adjustable spring perch.

NOTE: Due to extensive Bilstein product list, please call for applications and pricing for all cars, trucks and motorhomes. All Bilstein shock absorbers feature a limited life-time warranty to the original purchaser. Please, carefully save your bill of sale, as you **MUST** present this for ALL warranty claims.

HD = Everyday hi-performance driving.
SPORT = Very aggressive driving, super handling.
RACE = Race track use.



APPLICATION	NON-ADJUSTABLE VALVING	PART NUMBERS	
		ADJUSTABLE VALVING	
AUDI			
A4 FWD 1996-01		1-GM5.8605	
S4 2000-02		1-GM5.8616	
A4 Quattro 1996-01		1-GM5.8610	
TT FWD 1999-up	1-HE5.8047	1-GM5.8048	
TT Quattro 1999-up	1-HE5.8041	1-GM5.8042	
HONDA			
S2000	1-HE5.8038		
VOLKSWAGEN			
Beetle All 1998-up	1-HE5.8064	1-GM5.8065	
Corrado G60, VR6	1-S00.8055	1-S03.8056	
Golf II, Jetta II	1-S00.8055	1-S03.8056	
Golf III, Jetta III	1-S00.8055	1-S03.8056	
Golf IV, Jetta IV	1-HE5.8064	1-GM5.8065	


KONI

Quality construction is necessary to achieve great handling, and at Koni, quality is built into every part. For starters, only the finest grade materials are good enough for a Koni shock absorber and are machined from solid metal bar stock to aircraft tolerances. Koni piston rods are induction-hardened and hard chromed up to 10-microns and then polished to a micro-finish that is unsurpassed by other manufacturers. Koni pistons and the inner working cylinder through which they operate have their dimensions so closely matched that piston rings are unnecessary. The materials used for the piston and the drawn seamless inner cylinder are thermally matched to expand at the same rate when working temperatures rise

during normal operations. But Koni quality doesn't stop when the last part is made. Each completely assembled Koni shock is put through an individual quality control test program to guarantee the accuracy, balance, quality and long-life. NEUSPEED's R&D staff has worked extensively for many years with Koni engineers developing specialized products for your car. This extra attention to detail allows us to offer you the very best quality shocks with special valving, external damping adjustability and adjustable ride heights for your specific car and your specific style of driving.

NEUSPEED/KONI FULLY ADJUSTABLE GAS SHOCK ABSORBERS

Developed by NEUSPEED Race Engineering, and working with Koni engineers, we have developed a fully externally adjustable gas shock absorber for Acura and Honda cars. These shocks are exclusive to NEUSPEED and fully adjustable in seconds with just the turn of a knob. The NEUSPEED/Koni shocks also feature an adjustable front and rear spring perch to level the car – the most desirable handling position. These shocks may be used with stock springs, NEUSPEED lowering springs, or NEUSPEED race springs for the ultimate in ride and handling. The easy external adjustment provides the best ride for daily use, or quickly tuned for competition at any time.



APPLICATION FRONT PART NUMBERS REAR

ACURA

2.3 CL 4-Cyl & 3.0 CL 6 cyl 2000-up	2-8041.1257 SP3 ^X	2-8041.1258 SP3 ^X
3.2 TL 6-Cyl (Incl. Type S) 1999-up	2-8041.1257 SP3 ^X	2-8041.1258 SP3 ^X
CL 2000-up	2-8041.1257 SP3 ^X	2-8041.1258 SP3 ^X
Integra 1990-93	2-8041.1200 SPORT	2-8041.1201 SPORT
Integra 1994-01 (Except Type R)	2-8041.1152 SP3 ^X	2-8041.1153 SP3 ^X
NSX	2-8241.1117 SPORT	2-8241.1118 SPORT
RSX (Incl. Type-S) 2002	2-8610.1415 SPORT	2-8010.1050 SPORT

AUDI

A4 FWD 1996-01	2-82.2502 SPORT	2-80.2749 SPORT	Δ†
A4 Quattro 1996-01	2-82.2502 SPORT	2-8210.1162 SPORT	Δ†
A4 FWD, Quattro 2002-up	2-8240.1185 SPORT	2-8040.1283 SPORT	
A6 FWD Avant/Sedan 1998-02	2-82.2488 SPORT	2-8040.1227 SPORT	
A6 Quattro Avant/Sedan 1998-02	2-82.2488 SPORT	2-82.2465 SPORT	
S4 2000-02	2-82.2502 SPORT	2-8210.1162 SPORT	
TT FWD 1999-up	2-8710.1377 SPORT*	2-80.2805 SPORT	Δ†
TT Quattro 1999-up	2-8710.1377 SPORT*	2-80.2818 SPORT	Δ†

HONDA

Accord 1990-97	2-8041.1167 SP3 ^X	2-8041.1168 SP3 ^X
Accord 1998-02	2-8041.1257 SP3 ^X	2-8041.1258 SP3 ^X
Civic 1989-91	2-8041.1166 SP3 ^X	2-8041.1153 SP3 ^X
Civic, del Sol 1992-95	2-8041.1152 SP3 ^X	2-8041.1153 SP3 ^X
Civic 1996-00	2-8041.1152 SP3 ^X	2-8041.1240 SP3 ^X
Civic 2001-up (Incl. Si)	2-8641.1416 SPORT	2-8041.1281 SPORT
Prelude 1992-01	2-8041.1154 SP3 ^X	2-8041.1155 SP3 ^X
S2000	2-8041.1278L SPORT	2-8041.1279 SPORT
	2-8041.1278R SPORT	

VOLKSWAGEN

Beetle 1998-up	2-8710.1337 SPORT*Δ	2-80.2761 SPORT	Δ†
Cabrio 1995-up	2-8741.1258 SPORT	2-8041.1102 SPORT	
Corrado G60 1990-92	2-8641.1198 SPORT	2-8041.1108 SPORT	
Corrado VR6 1992-94	2-8741.1259 SPORT*	2-8041.1108 SPORT	
Golf II, Jetta II 1985-92	2-8641.1085 SPORT**	2-8041.1102 SPORT	
Golf III, Jetta III, Cabrio 8V 1993-99	2-8741.1258 SPORT*	2-8041.1102 SPORT	
Golf III, Jetta III VR6 1994-95	2-8741.1258 SP1*	2-8041.1102 SPORT	
Golf III, Jetta III VR6 1996-99	2-8741.1258 SP1# *	2-8041.1102 SPORT	
Golf IV, Jetta IV 1999-up	2-8710.1337 SPORT*	2-80.2761 SPORT	Δ†
Rabbit, Scirocco I & II			
Jetta I, Cabriolet, thru 1994	2-8641.1048 SPORT	2-8041.1101 SPORT	
Passat 1998-up	2-82.2488 SPORT	2-8040.1227 SPORT	Δ†



KONI COILOVER SUSPENSION KIT

Koni's division in Germany designs and builds special spring and shock absorber kits featuring threaded, adjustable lower spring perches (where applicable) and progressive rate lowering springs. These Autobahn tested kits are available in limited quantities, and carry the same comprehensive warranty offered on regular Koni shocks and struts.



APPLICATION KIT NUMBER FEATURES FRONT REAR

AUDI

A4 1996-01, FWD 4-cyl.	2-1150.5005.1	H	H
A4 1996-01, FWD 6- cyl.	2-1150.5020	H	H
A4 1996-01, Quattro 4 cyl.	2-1150.5019	H	H, E
A4 1996-01, Quattro 6- cyl.	2-1150.5019	H	H, E

VOLKSWAGEN

Beetle 1998-up	2-1150.5048	H, E	H
Corrado G60, VR6	2-1150.5001.1	H, E	H
Golf II, Jetta II	2-1150.5001.1	H, E	H
Golf III, Jetta III	2-1150.5001.1	H, E	H
Golf IV, Jetta IV 4-Cyl	2-1150.5048	H, E	H
Golf IV, Jetta IV VR6	2-1150.5048.1	H, E	H
Rabbit, Scirocco	2-1150.5008	H	H

H = Ride height adjustable E = External valving adjustable

NOTE: Due to extensive Koni product list, please call for applications and pricing for all cars and trucks. All Koni shock absorbers feature a limited life-time warranty to the original purchaser. Please, carefully save your bill of sale, as you MUST present this for ALL warranty claims.

Must use NEUSPEED springs only. ** Rebuildable strut without dent in housing. † Must remove shock to adjust.
 * Complete strut housing. Δ Hydraulic Shock. X Specially engineered NEUSPEED 20mm shorter shaft.

NEUSPEED SWAY BARS

If your goal is to squeeze the highest level of performance out of your car, *NEUSPEED* sway bars are race-engineered to work in perfect harmony with all other suspension components, stock or aftermarket. With *NEUSPEED*, you get the ultimate in handling, safety and appearance. *NEUSPEED* sway bars are mandrel bent (which eliminates the gouges at the bends) using only aerospace quality steel that does not require heat treating— a process which can distort the bar and leave a rough finish. The ends are machined (in most applications where possible) to use precision ball-joints for precise control and alignment. Polyurethane bushings and custom formed brackets utilizing grade eight or better hardware make mounting very easy. Both front and rear sway bars feature a highly engineered bolt-on system of light-weight design that directly relates to improved performance. After being thoroughly inspected by *NEUSPEED*'s in-house QA people, a liquid-look, gloss black powder-coat finish is applied. These are the same sway bars used by winning drivers in SCCA, NASA, IMSA and SOLO racing. When you purchase a *NEUSPEED* sway bar, you are guaranteed long-lasting performance, quality and a perfect fit every time.

"In case you haven't guessed, NEUSPEED's philosophy is simple: Make products that work, or don't make them at all."

- Max Power/eurotuner



ACURA RSX/2002 HONDA CIVIC REAR SWAY BAR/TIE-BAR



APPLICATION

PART NO.

ACURA

EL (Canada Only) 1997-013/4" (19mm) Rear25.20.19.2
EL 1.7 (Canada) 20027/8" (22mm) Rear25.20.22.1
Integra 1994-01 polyurethane front sway bar bushing kitWith 21mm bar.....15.20.21
With 22mm bar.....15.20.22
With 24mm bar.....15.20.24
Integra 1994-01 (Except Type R)3/4" (19mm) Rear25.20.19.1†
CL, all, 2000-up1 1/16" (27mm) Front15.20.27.1
3/4" (19mm) Rear25.20.19.3
TL, all, 1999-up1 1/16" (27mm) Front15.20.27.1
3/4" (19mm) Rear25.20.19.3
RSX polyurethane factory front sway bar bushing kitWith 23mm bar.....15.20.23
RSX.....1 1/16" (27mm) Front (Tubular)15.20.27.6
7/8" (22mm) Rear25.20.22.1

AUDI

A4 1996-01 FWD29mm Front15.02.29
1" (25 mm) Rear Adjustable25.02.25.2
1 1/8" (28 mm) Rear Adjustable25.02.28.2
A4 1996-01 Quattro29mm Front15.02.29
3/4" (19mm) Rear Adjustable25.02.19.4
A4 2002 Quattro13/16" (21mm) Rear ^Δ25.02.21.4
S4 2000-023/4" (19 mm) Rear Adjustable25.02.19.4
TT 1999-up FWD7/8" (22mm) Front15.02.22.9
1" (25mm) Front15.02.25.9
1" (25mm) Rear Adjustable25.10.25.8
1 1/8" (28 mm) Rear Adjustable25.10.28.8
TT 1999-up Quattro7/8" (22 mm) Front15.02.22.9
1" (25mm) Front15.02.25.9
3/4" (19mm) Rear25.02.19.9

HONDA

Accord 1998-021 1/16" (27 mm) Front15.20.27.1
3/4" (19mm) Rear25.20.19.3
Civic/CRX 1988-917/8" (22mm) Front w/factory sway bar15.20.22.1
7/8" (22mm) Rear25.20.22†
Civic, del Sol 1992-00 polyurethane factory front sway bar bushing kitWith 21mm bar.....15.20.21
With 22mm bar.....15.20.22
With 24mm bar.....15.20.24
Civic 1992-95, del Sol 1993-973/4" (19mm) Rear25.20.19.1*†
Civic 1996-00 (Incl. Si)3/4" (19mm) Rear25.20.19.2†
Civic 2001-up polyurethane factory front sway bar bushing kitWith 25mm bar.....15.20.25
Civic 2001-up (Incl. Si)1 1/16" (27mm) Front (Tubular)15.20.27.6
7/8" (22mm) Rear w/factory sway bar25.20.22.1
Prelude 1992-961" (25mm) Front15.20.25.1
1" (25mm) Rear25.20.25
Prelude 19971" (25mm) Front15.20.25.2
1" (25mm) Rear25.20.25
Prelude 1998-011" (25mm) Front15.20.25.3
1" (25mm) Rear25.20.25

AUDI SUSPENSION COMPONENTS



NEUSPEED 7/8- INCH REAR SWAY BAR

NEUSPEED 29mm FRONT SWAY BAR

HONDA SUSPENSION COMPONENTS



NEUSPEED 7/8- INCH FRONT SWAY BAR



NEUSPEED 7/8- INCH REAR SWAY BAR



HONDA front sway bar Bushing Kit



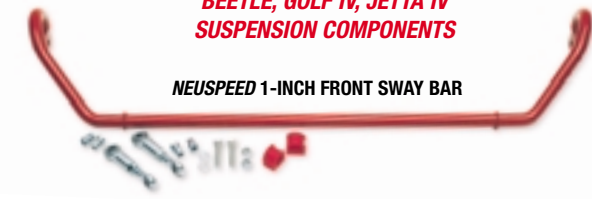
*NOTE: Cars w/o factory sway bar will need to purchase new lower control arm with factory sway bar mounting hole.

†NOTE: Some aftermarket exhaust systems may not clear sway bar.

ΔNOTE: Installation requires welding.

**BEETLE, GOLF IV, JETTA IV
SUSPENSION COMPONENTS**

NEUSPEED 1-INCH FRONT SWAY BAR



NEUSPEED 1 1/8-INCH REAR SWAY BAR



JETTA I/RABBIT/SCIROCCO I & II SUSPENSION COMPONENTS

NEUSPEED 7/8-INCH FRONT SWAY BAR



**NEUSPEED 1-INCH AND
1 1/8-INCH REAR SWAY BAR**



**CORRADO G60/GOLF II & III/JETTA II & III 8V & 16V PASSAT
SUSPENSION COMPONENTS**

**NEUSPEED 7/8-INCH &
1-INCH FRONT SWAY
BAR**



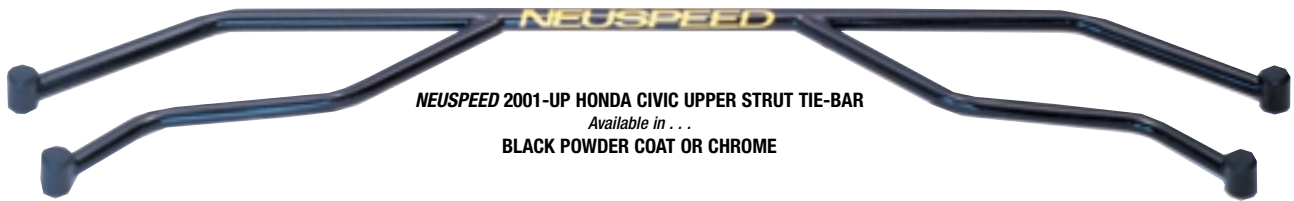
**NEUSPEED 1-INCH &
1 1/8-INCH
REAR SWAY BAR**



**APPLICATION
VOLKSWAGEN**

PART NO.

Beetle 1998-up.....	1" (25mm) Front.....	15.10.25.8
	1" (25mm) Rear Adjustable	25.10.25.8
	1 1/8" (28mm) Rear Adjustable	25.10.28.8
Corrado G60	7/8" (22mm) Front	15.10.22.5
	1" (25mm) Front.....	15.10.25.5
	1" (25mm) Rear Adjustable	25.10.25.7
	1 1/8" (28mm) Rear Adjustable	25.10.28.7
Corrado VR6.....	1" (25mm) Front.....	15.10.25.7
	1" (25mm) Rear Adjustable	25.10.25.7
	1 1/8" (28mm) Rear Adjustable	25.10.28.7
Golf II 8V & 16V	7/8" (22mm) Front W/ Factory Bar.....	15.10.22.5
	7/8" (22mm) Front W/O Factory Bar	15.10.22.6
	1" (25mm) Front W/ Factory Bar	15.10.25.5
	1" (25mm) Front W/O Factory Bar	15.10.25.6
	1" (25mm) Rear Adjustable	25.10.25.7
	1 1/8" (28mm) Rear Adjustable	25.10.28.7
Golf III 8V.....	7/8" (22mm) Front	15.10.22.5
	1" (25mm) Front.....	15.10.25.5
	1" (25mm) Rear Adjustable	25.10.25.7
	1 1/8" (28mm) Rear Adjustable	25.10.28.7
Golf III VR6.....	1" (25mm) Front.....	15.10.25.7
	1" (25mm) Rear Adjustable	25.10.25.7
	1 1/8" (28mm) Rear Adjustable	25.10.28.7
Golf IV.....	1" (25mm) Front.....	15.10.25.8
	1" (25mm) Rear Adjustable	25.10.25.8
	1 1/8" (28mm) Rear Adjustable	25.10.28.8
Jetta I	7/8" (22mm) Front W/Factory Bar.....	15.10.22.1
	7/8" (22mm) Front W/O Factory Bar	15.10.22.2
	1" (25mm) Rear	25.10.25.2
	1 1/8" (28mm) Rear	25.10.28.1
Jetta II 8V & 16V.....	7/8" (22mm) Front W/ Factory Bar.....	15.10.22.5
	7/8" (22mm) Front W/O Factory Bar	15.10.22.6
	1" (25mm) Front W/ Factory Bar	15.10.25.5
	1" (25mm) Front W/O Factory Bar	15.10.25.6
	1" (25mm) Rear Adjustable	25.10.25.7
	1 1/8" (28mm) Rear Adjustable	25.10.28.7
Jetta III 8V	7/8" (22mm) Front	15.10.22.5
	1" (25mm) Front.....	15.10.25.5
	1" (25mm) Rear Adjustable	25.10.25.7
	1 1/8" (28mm) Rear Adjustable	25.10.28.7
Jetta III VR6	1" (25mm) Front.....	15.10.25.7
	1" (25mm) Rear Adjustable	25.10.25.7
	1 1/8" (28mm) Rear Adjustable	25.10.28.7
Jetta IV	1" (25mm) Front.....	15.10.25.8
	1" (25mm) Rear Adjustable	25.10.25.8
	1 1/8" (28mm) Rear Adjustable	25.10.28.8
Passat 1990-97	1" (25mm) Rear Adjustable	25.10.25.4
	1 1/8" (28mm) Rear Adjustable	25.10.28.6
Passat 1998-up FWD.....	.29mm Front	15.02.29
	1" (25mm) Rear Adjustable	25.10.25
	1 1/8" (28mm) Rear Adjustable	25.10.28
Rabbit.....	7/8" (22mm) Front W/Factory Bar.....	15.10.22.1
	7/8" (22mm) Front W/O Factory Bar	15.10.22.2
	1" (25mm) Rear	25.10.25.2
	1 1/8" (28mm) Rear	25.10.28.1
Scirocco I & II	7/8" (22mm) Front W/Factory Bar.....	15.10.22.1
	7/8" (22mm) Front W/O Factory Bar	15.10.22.2
	1" (25mm) Rear	25.10.25.2
	1 1/8" (28mm) Rear	25.10.28.1



NEUSPEED 2001-UP HONDA CIVIC UPPER STRUT TIE-BAR
Available in . . .
BLACK POWDER COAT OR CHROME

NEUSPEED FRONT UPPER TIE-BARS

The *NEUSPEED* Upper Front Strut Tie-Bar is a must for all cars from street to all-out competition. The *NEUSPEED* bar takes the roll and twist out of the sheet-metal tub frame – an inherently weak spot. Unlike single-bolt designs, which flex and pivot, the *NEUSPEED* bar, with its solid mounting, is very rigid, making steering quicker and more responsive to your touch. You will feel the difference in handling! This bar is especially important if you change to larger tires. Our light-weight twin-tube design easily bolts to the strut towers, a strong point on each side of the body, to provide maximum performance with the greatest strength. Many *NEUSPEED* bars are made from heavy-wall steel tubing, aircraft heliarc welded to steel mounting plates, and feature a wet-look gloss black powder-coat or chrome finish. And for many special applications, Billet aluminum is used.

NEUSPEED bars install in minutes on most applications by bolting to the factory strut/tower retaining studs or bolts. Some VW applications may require drilling four holes by marking the self-aligned Strut Tie-Bar and installing special aircraft threaded Nutserts® with tool provided. Each Nutsert withstands over 800-lbs pull and provides the greatest strength to tie in the front body panels. *NEUSPEED* Strut Tie-Bars fit with ease, and all routine service work is performed in the normal manner. *NEUSPEED* was the first... And is by far the **best** Strut Tie-Bar on the market. . .That works!



NEUSPEED BEETLE FRONT UPPER TIE-BAR POLISHED BILLET ALUMINUM WITH BLACK ANODIZED MOUNTS



NEUSPEED CIVIC Si, INTEGRA TYPE R / GSR FRONT POLISHED BILLET ALUMINUM UPPER TIE-BAR



NEUSPEED GOLF IV, JETTA IV FRONT UPPER TIE-BAR 2.0L, 1.8T & VR6
Available in . . .
BLACK POWDER COAT OR CHROME

"Even today, the Neumanns are hands-on in the development of each Neuspeed product."

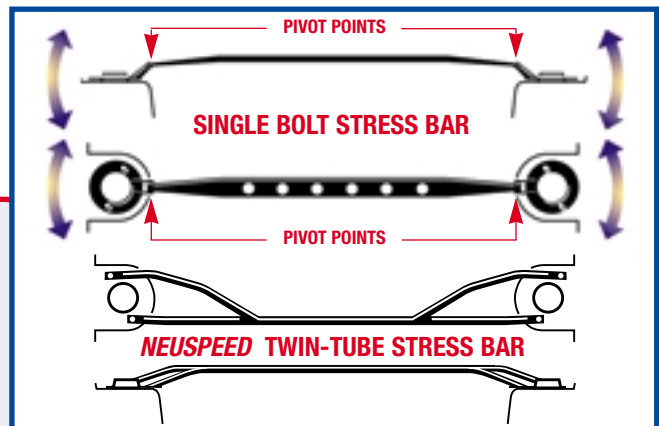
- Max Power/eurotuner



NEUSPEED 2002-UP RSX UPPER FRONT TIE-BAR
Available in . . .
BLACK POWDER COAT OR CHROME

As shown in this drawing, a stress bar with a single bolt on each end only keeps the distance equal between each point. Because of this design, while it is easier to manufacture, you can readily see that movement up and down, and front to back twist can still take place with the forces of turning the wheels, engine torque and uneven pavement. **NEUSPEED** was the first to design a Strut Tie-Bar to remove the twist and roll from the uni-body. As you can see, with our light-weight twin tube design this undesirable movement is eliminated for more positive control. **NEUSPEED** builds race parts for the street.

APPLICATION	PART NO.	PART NO.
	BLACK	CHROME/ALUMINUM
ACURA		
3.2 CL & 3.2 TL (incl. Type-S) 2000-up	35.20.96	35.20.96P
1.6 EL 1997-01 (Canada only)	35.20.72	35.20.72P
1.7 EL 2002 (Canada only)	35.20.77	35.20.77P
Integra 1990-93 W/O ABS	35.20.70	35.20.70P
Integra ALL (Exc. Type R) 1994-01	35.20.71	35.20.71P
Integra ALL 1994-01 incl. GSR & Type R, Billet Aluminum		35.20.76P
RSX 2002-up non-Type-S	35.20.48	35.20.48P
RSX 2002-up Type-S	35.20.47	35.20.47P
HONDA		
Accord 1990-93		35.20.90P
Accord 1994-97		35.20.95P
Accord 1998-02 4-Cyl & 6-Cyl	35.20.96	35.20.96P
Civic/CRX 1988-91	35.20.70	35.20.70P
Civic/del Sol 1992-95 Incl. DOHC VTEC	35.20.71	35.20.71P
Civic 1996-00 (Exc. Si)	35.20.72	35.20.72P
Civic All 1992-00 Billet Aluminum		35.20.76P
Civic 2001-up	35.20.77	35.20.77P
Civic Si 2002		35.20.78P
CR-V 1996-01	35.20.73	35.20.73P
Prelude 1992-96 with VTEC	35.20.81	35.20.81P
Prelude 1992-96 except VTEC		35.20.80P
Prelude 1997-01		35.20.82P
S2000		35.20.66P
VW		
Beetle All 1998-up Billet Aluminum		35.10.88P
Cabriolet 1980-93 W/FI only	35.10.02	
Cabrio 8V 1995	35.10.50	35.10.50P
Cabrio 8V 1996-up	35.10.51	35.10.51P
Corrado G60 1990-92	35.10.20	
Corrado VR6 1992-95	35.10.25	
Golf II, Jetta II 8V 1985-89	35.10.11	
Golf II, Jetta II 16V 1987-89	35.10.12	
Golf II, Jetta II 8V & 16V 1990-92	35.10.13	
Golf III, Jetta III 8V 1993-95	35.10.50	35.10.50P
Golf III, Jetta III VR6 1995-99.5	35.10.50	35.10.50P
Golf III, Jetta III 8V 1996-99.5	35.10.51	35.10.51P
Golf IV, Jetta IV All, (incl. S/C, exc. 24V)	35.10.72	35.10.72P
Jetta I, W/FI only	35.10.02	
Passat 16V 1990-94	35.10.40	
Passat VR6 1993-95	35.10.41	
Passat VR6, 2.0L 8V, TDi 1996-97	35.10.42	
Rabbit All W/FI only	35.10.02	
Rabbit W/16V Engine Conversion W/Scirocco 16V Inj. only	35.10.03	
Scirocco II 8V 1982-88	35.10.02	
Scirocco II 16V 1986-88	35.10.03	



NEUSPEED FRONT LOWER TIE-BARS

Another *First* from *NEUSPEED* is the Lower Front Tie-Bar. By bridging the control arm sheet metal, it strengthens the suspension at a weak point and completes the suspension system. Our innovative Lower Front Tie-Bars eliminate flexing at the lower control arm chassis pick-up points and ties the lower front sheet metal together for improved handling and stability. These bars are made from either 6061 T-6 aluminum or heavy-wall steel tubing, and install in minutes by utilizing special grade 10.9 mounting bolts and/or aerospace-quality ball-joint ends. The aluminum bars feature a mirror-like polish and the steel bars are available in a high-gloss black powder coating.

"NEUSPEED needs no introduction for Volkswagen enthusiasts. Suffice to say that the Neumann family has been building a reputation for quality Volkswagen and Audi tuning products for over a quarter century."

- European Car

PART NO. BLACK **PART NO. POLISHED**

APPLICATION ACURA

EL 1997-01 (Canada only) Billet Aluminum	45.20.17P
Integra 1994-01 (Exc. GSR & Type R) Billet Aluminum	45.20.17P
Integra 1994-01 GSR & Type R Billet Aluminum	45.20.44P
RSX X-Brace 2002-up, All	45.20.68

AUDI

A4 1996-01 Billet Aluminum (5-speed).....	45.10.60	45.10.60P
---	----------	-----------

HONDA

Accord 1998-up 4-Cyl Billet Aluminum.....	45.20.32P
Civic 1992-00 (Exc. Si) Billet Aluminum.....	45.20.17P
Civic Si 1999-00 Billet Aluminum	45.20.44P
Civic X-Brace 2001-up	45.20.68
S2000 X-Brace.....	45.20.67

VW

Jetta I, Rabbit, Scirocco I & II (W/Manual Transmissions).....	45.10.01	
Beetle 2.0L, 1.8T; Golf IV, Jetta IV 2.0L, 1.8T (W/Manual Transmissions).....	45.10.88	45.10.88P
Beetle, Golf IV, Jetta IV (All models) Billet Aluminum..	45.10.75	45.10.75P
Passat 1998-up Billet Aluminum (5-speed).....	45.10.60	45.10.60P



**NEUSPEED X-BRACE S2000 45.20.67 / RSX, CIVIC 45.20.68
BLACK POWDER COAT**

16



**NEUSPEED ACCORD POLISHED BILLET ALUMINUM
45.20.32P**



**NEUSPEED CIVIC / INTEGRA / GRS / TYPE-R POLISHED BILLET ALUMINUM
45.20.17P / 45.20.44P**



**NEUSPEED VW JETTA, RABBIT/SCIROCCO I & II BLACK LOWER FRONT TIE-BAR
45.10.01**



NEUSPEED VW BEETLE 2.0L, 1.8T; GOLF IV, JETTA IV 2.0L, 1.8T POLISHED ALUMINUM LOWER FRONT TIE-BAR
45.10.88P



NEUSPEED VW BEETLE, GOLF IV, JETTA IV BILLET ALUMINUM LOWER FRONT TIE-BAR
Available in . . .
ALL BLACK ANODIZED WITH RED FILLED NEUSPEED OR BLACK/POLISHED
45.10.75 / 45.10.75P



NEUSPEED AUDI, PASSAT BILLET ALUMINUM LOWER FRONT TIE-BAR
Available in . . .
ALL BLACK ANODIZED WITH RED FILLED NEUSPEED OR BLACK/POLISHED
45.10.60 / 45.10.60P



NEUSPEED® RSX Type-S project car with NEUSPEED Lowering Springs, Short Shift Kit, Upper Front Strut Tie-Bar, Lower Front X-Brace, Upper Rear Tie-Bar, Lower Rear Tie-Bar, Sway Bars, Stainless Steel Cat-back Exhaust, Billet Oil Cap, Billet Battery Tie-Down, P-Flo Cold Air Intake, Bilstein Sport Shocks, Acura Optional Equipment body kit, BBS RGR forged alloy wheels, BF Goodrich g-Force T/A KDW tires, and NOS custom EFI kit.



NEUSPEED HONDA EXCLUSIVE TWIN-BOLT DESIGN REAR TIE-BAR

NEUSPEED REAR UPPER TIE-BARS

Once again, the engineers at NEUSPEED offer a product that is superior to all others on the market. NEUSPEED originated the Rear Tie-Bar concept to tie in the rear part of the tub. The NEUSPEED bars for Acura and Honda are strong and light-weight, and feature a heliarc-welded steel mount twin-bolt design that will not twist or flex. The cross bar is made from specially heat-treated 6061 T-6 aluminum and is available in either a baked powder coat gloss black finish or a mirror-like polish, depending on the application. The VW bar was in testing and development for over a year on various street and race vehicles, being fine-tuned to perfection. NEUSPEED Upper Rear Tie-Bars are easy to install. On Volkswagen applications, the main cross-bar spans the rear shock towers, ties in the floor pan, and then triangulates to the bumper bolts with an adjustable ball-joint bar. NEUSPEED's race car designed bars minimize under-steer due to less chassis flex and improves stability during corner braking. You will feel the difference in handling, and it is especially important when using larger wheels and tires. Our special CNC generated brackets are heliarc welded onto a race quality mount that bolts to the rear shock tower and finished in a baked powder-coat gloss black finish.

APPLICATION

ACURA

	PART NO. BLACK	PART NO. POLISHED
EL 1997-01 (Canada only)	80.20.14	80.20.14P
Integra 1994-01, All	80.20.14	80.20.14P
RSX All 2002		80.20.48P

HONDA

Civic/CRX 1988-91	80.20.14	80.20.14P
Civic 1992-95	80.20.14	80.20.14P
Civic 1996-00	80.20.14	80.20.14P
Civic Coupe 2001-up		80.20.62P
Civic Si 2002		80.20.77P

VW

Corrado G60	80.10.20	
Corrado VR6 (with full size spare)	80.10.25	
Corrado VR6 (with space saver spare)	80.10.26	
Golf II, Jetta II 1985-92	80.10.11	
Golf III, Jetta III (without rear leg, except Cabrio)	80.10.50	
Jetta I, Thru 1984	80.10.03	
Rabbit (except convertible) & Scirocco I 1975-81	80.10.01	
Scirocco II 1982-88	80.10.02	



ACURA RSX UPPER REAR TIE-BAR

NEUSPEED REAR LOWER TIE-BARS

First again! NEUSPEED Lower Rear Tie-Bars eliminate flexing in the low mounted rear control arms to improve stability and handling. These bars are made from either 6061 T-6 aluminum or heavy-wall steel tubing, and install in minutes by utilizing special grade 10.9 mounting bolts and/or aerospace-quality ball-joint ends. The aluminum bars feature a mirror-like polish and the steel bars a high-gloss black powder coating.



NEUSPEED HONDA CIVIC POLISHED ALUMINUM LOWER REAR TIE-BAR



NEUSPEED 2001-UP CIVIC, 2002-UP RSX POLISHED BILLET ALUMINUM



NEUSPEED S2000 POLISHED BILLET ALUMINUM LOWER REAR TIE-BAR

APPLICATION

ACURA

	PART NO. BLACK	PART NO. POLISHED
EL 1997-01 (Canada only)	45.20.74	45.20.74P
Integra 1994-01, All	45.20.14	45.20.14P
RSX Type S 2002-up	n/a	45.20.48P
RSX (except Type S) 2002-up		45.20.61P

HONDA

Civic 1988-95, del Sol	45.20.14	45.20.14P
Civic 1996-00	45.20.74	45.20.74P
Civic 2001-up		45.20.61P

NEUSPEED®

2003 CATALOG



NEUSPEED®



**Automotive
Performance
Systems, Inc.**

805-388-7171

IND

NEUMANN DISTRIBUTING

805-388-8111

www.neuspeed.com
3300 Corte Malpaso, Camarillo California 93012



AUDI/PASSAT KIT SHOWN

AUDI, VW 1.8T HI-PERFORMANCE 225*+HP TURBO

The heart of the Audi/Volkswagen 1.8T Turbo Upgrade Kit is the higher output K04 turbo, manufactured by BorgWarner Turbo Systems, an O.E. supplier to Audi and VW. *NEUSPEED* includes a high performance P-Chip that is programmed to take advantage of these serious bolt-on performance parts. Boost pressure is raised to a maximum of 15psi, ignition timing and air/fuel ratios are modified, and the rev-limiter and top speed governor are raised. Your engine control computer must be sent to *NEUSPEED* for the P-Chip installation. However, no other modifications are required to install the K04 turbocharger. In addition, the Audi/Passat kit includes Denso Iridium spark plugs, a 180° F fan switch, a 5-bar fuel pressure regulator, and all required gaskets and hardware. Other kits vary.

APPLICATION

PART NO.

Audi A4 1.8T, Passat B5 1.8T	48.10.02
Audi TT, VW Beetle, Golf IV, Jetta IV with 1.8T	48.10.04

*A high performance exhaust system **must** be used with the K04 upgrade kit. *NEUSPEED* offers the following component as an add-on option:

EXTRUDE HONED FACTORY EXHAUST MANIFOLD

APPLICATION

PART NO.

Audi A4 1.8T, Passat B5 1.8T	48.10.03
Audi TT, VW Beetle, Golf IV, Jetta IV with 1.8T	48.10.05

*T304 stainless steel, cat-back exhaust. See exhaust section for more information and part numbers.



NEUSPEED 1.8T HI-FLO TURBO AIR INTAKE PIPE

Designed especially for the 1.8T VW engine family by *NEUSPEED*, our hi-flo design flows 70% more air than the factory air inlet pipe, and gains an extra 5-7hp. To do this, we made the casting larger, made smoother curves, and eliminated the sharp factory bend. Others offer a crude, welded piece that is difficult to fit, but only the *NEUSPEED* custom aluminum casting has a bolt-on factory-look and perfect fit. Fits all FWD Golf IV, Jetta IV, Beetle, Quattro and FWD 180hp Audi TT 1.8T engines.

APPLICATION

PART NO.

Models 1999-00 w/o variable CAM timing	65.10.86
Models 2001-up with variable CAM timing	65.10.88*

*Does not fit 2002 5-speed Tiptronic automatic transmission, or Audi A4 or Passat B5 vehicles. Variable CAM timing cars have a cylindrical solenoid with wire connection on driver side end of cylinder head.

NEUSPEED 1.8T HI-FLO TURBO DOWN-PIPE

NEUSPEED has improved on the factory down-pipe by eliminating the "S" bend to a more flowing design, and enlarged the pipe to 60.0mm. The *NEUSPEED* hi-flo down-pipe is **all stainless steel**: flange, pipe and flex-joint. The flex joint also has a smooth inner liner to cover the bellows as part of our engineered hi-flo design. Includes turbo-to-downpipe gasket. You will need to cut off the stock down-pipe, and weld the end of the *NEUSPEED* down-pipe to the catalytic converter - same as stock set-up. Fits all FWD Golf IV, Jetta IV, Beetle, 180hp Audi TT 1.8T engines.

PART NO. 30.10.86



NEUSPEED 1.8T INTERCOOLER PIPE

Our special high-flow design is 22% more efficient than the restricted stock component. And the light-weight steel construction of the *NEUSPEED*® intercooler pipe is an easy bolt-on, – no modifications required.

APPLICATION

PART NO.


Golf IV, Jetta IV 2000-up 1.8T	65.10.85
--------------------------------------	----------



Items on this page are not legal for use on pollution-controlled vehicles in the State of California. Check your State's vehicle emissions laws before installing.

"The car is very easy to drive to the limits – forgiving and very predictable. Oh yeah, and it's fast too!"

– Grassroots Motorsports



20

NEUSPEED SUPERCHARGER

This **NEUSPEED**® Supercharger project was designed and engineered with one specific goal – to make the *best* supercharger unit available by delivering up to a 50% increase in horsepower, and up to a 55% increase in torque. There is nothing available in the sport compact car aftermarket that even comes close to our new concept of integrating a one-piece aluminum casting of intake manifold and supercharger housing.

From the beginning, this has been a personal project of Volkswagen expert, Bill Neumann, founder of **NEUSPEED**. Bill and his engineering team have been working on this project for over a year, perfecting every detail, from R&D, 3-D CAD work, casting patterns, hi-tech CNC machining and road and dyno testing incorporating a custom P-Chip to bring you the *ultimate* Supercharger System. Its *factory-look* is distinguished by a hi-temp black powder-coat, and machined finished unit — an absolute standout engine hi-performance accessory!

Other supercharger kits *try* to utilize a stand-alone supercharger unit, and to make it fit, rely on ugly adapters or castings, unreliable drive ideas, and hoses running all over the engine compartment. This is a plan for disaster down the road! In contrast, the **NEUSPEED** Supercharger, with its sleek wrap-around cooling fins and one-piece heavy-wall casting eliminates all these objectionable elements, as well as making installation fast and easy - only about 4-5 hours.


The **NEUSPEED** Supercharger System fits all Golf III, Jetta III 1993-99 $\frac{1}{2}$, New Beetle 1998-up, Golf IV, Jetta IV 1999 $\frac{1}{2}$ -up - all with 2.0L 8V engines. (see application at right).

As you can see, our runners and plenum are similar in shape to the VW intake manifold, except they are both larger and have a smoother airflow. Our plenum design also provides a *ram-effect* to the airflow for extra performance.

There is a difference between supercharger types: The *Roots* type (named after its inventor, the Roots Brothers) is a *positive displacement* blower. Which means when the engine is running, the supercharger is making pressure. To take the load off the engine during idle, and light throttle (cruise) we have incorporated a vacuum operated bypass valve. It only takes about 1/3-horsepower to turn the rotors in this mode. Therefore, there is less strain on the engine and gas mileage will be about the same. Our new generation Eaton 45cid rotor group (same as used in Mercedes, Jaguar, Ford and GM vehicles) uses twin, three-lobe rotors machined in a helix design for extremely efficient pressure to the engine. The other common design is called a *centrifugal* supercharger, which uses an impeller in a narrow circular housing called a *Volute*. While several manufacturers use this design, we feel it is not as efficient as our supercharger, nor does the design lend itself to the clean, integrated factory-look of our one-piece **NEUSPEED** unit. In addition, the centrifugal unit is turning at a much higher rpm (requiring more horsepower, and is less reliable) to produce the same power as the **NEUSPEED Supercharger**.

"...perhaps the most impressive thing about this supercharger kit is the way it feels, the instantaneous gratification when the throttle is mashed to the floor."

- European Car



EATON ROTOR GROUP

FEATURES OF THE NEUSPEED SUPERCHARGER SYSTEM:

- Up to a 50% horsepower increase.
- Up to a 55% increase in torque.
- Custom *NEUSPEED* P-Chip.
- Custom heavy-wall, one-piece aluminum casting with integrated cooling fins.
- Quiet operation.
- Reliable Eaton Generation-4 rotating group.
- Full ball bearing drive group.
- Internal bypass valve.
- Ram effect plenum.
- Hi-temp black powder coat/machined finish.
- 3-year, 36,000 limited warranty on the Eaton rotor group.
- Easy 4-5 hour installation.
- 50-state legal.



"...the basic advantage of supercharging over turbocharging is that you get power increases right off idle with no waiting for turbo lag."

- Max Power/eurotuner

GOLF IV, JETTA IV, BEETLE



GOLF III, JETTA III



APPLICATION

PART NO.

VOLKSWAGEN

Golf III, Jetta III 1993-95 OBD I without AC, with EGR.....	49.10.80
Golf III, Jetta III 1993-95 OBD I with AC, with EGR	49.10.81
Golf III, Jetta III 1996-99 OBD II with AC, without airpump	49.10.84
Golf III, Jetta III 1996-99 OBD II with AC, with airpump	49.10.85
Beetle 1998-up, Golf IV & Jetta IV 1999-2001 ¹ / ₂ , with airpump.....	49.10.93
Beetle 1998-up, Golf IV & Jetta IV 1999-2001 ¹ / ₂ , without airpump.....	49.10.94
Beetle, Golf IV & Jetta IV 2001 ¹ / ₂ -up, drive-by-wire	49.10.95

Customers residing in areas above 3500 feet elevation please contact us for additional details.

When ordering Golf III, Jetta III specify: w/wo airpump, w/wo A/C, w/wo idle air motor.

NEUSPEED P-CHIP

No other tuner company has the background – 29-years of dyno tuning experience – where many years ago – laboriously and carefully re-jetting carburetors, re-curving distributors with weights and springs to get the perfect air/fuel/ignition timing just right!

This was Aaron Neumann's job from the beginning – a job he still does today with the same drive for perfection to be the best at what he does. This is why our NEUSPEED® P-Chip continues to lead the way in power and performance!

LOOK AT OUR EXCLUSIVE FEATURES:

Power. It's the reason you want a chip, but did you know that our P-Chips are also designed to make your engine perform more efficiently, as well as, make your vehicle more drivable? Meticulously tuned on our in-house dynamometer, we tune for maximum power when you need it and fuel efficiency when you are just cruising. Our P-Chip delivers power over a broad range of engine speeds for better response, drivability, and smoother delivery of engine power.

OE. The look and quality of newer soldered ECUs. Other tuners use ugly stand-offs and poor soldering techniques that result in reliability problems down the road. We re-flash the original chip and re-solder the chip with special soldering equipment assuring long trouble-free performance — day-in-and-day-out! Take a look inside of a NEUSPEED modified ECU — can you tell what was modified? Lastly, our software works seamlessly with the dealer's diagnostics equipment.

Winners! In our company's history, we have raced and we have won. Many tuners believe that having the words racing or motorsports in their company names puts them in the same league. Don't be fooled by mere words. On the track or on the street run with the company that has "been-there-and-done-that"!

Environmentally conscious. To assure you of this, we have gone through the very expensive independent laboratory testing procedure as specified by the California Air Resources Board (CARB). All NEUSPEED P-Chips are 50-state street legal. All NEUSPEED P-Chips thru 1995 model year vehicles are Executive Order (EO) exempt #D-236-6, and 1996-02 model year vehicles are EO exempt #D-236-10. We care about the environment and we want to make sure that our mutual passion for cars will not impact future generations.

Reliability. We tune for the maximum power possible, but we do lean more toward the conservative side so as not to be detrimental to your engine. Other tuners take the opposite approach and are gambling with your hard earned investment — your pride and joy — your car! Be wary of exorbitant power claims as they usually sacrifice the long-term life of your engine. For long term reliability and the extra power you crave, NEUSPEED is the way to go!

When sending your computer to NEUSPEED® for chip replacement, send your ECU next day air (insured for full value \$1,200.00) and mark your box **ATT: Chip**. We will return it by next day air the same day as received.

APPLICATION

PART NO.

AUDI

A4 1997-99 1.8T* .8 Bar.....	64.02.16
A4 1997-99, 1.8T 1 Bar (must use 5-bar fuel pressure regulator)	64.02.17
A4 2000-up 1.8T*	64.02.19
A4 1998-up V6 30V*	64.02.15
A6 1998-up V6 30V*	64.02.60
A4 2002 1.8T*	64.02.20
ALL ROAD 2001-up, 2.7L Biturbo	64.02.28
A6 2000-up, 2.7L Biturbo	64.02.28
TT FWD & Quattro* 1.8T	64.02.86
S4 2000-02* 2.7L Biturbo	64.02.28

VW

Beetle 1999-up 1.8T*	64.10.87
Beetle 1998-up 2.0L 8V*	64.10.88
Corrado G60 1990-92	64.10.25
Corrado VR6 1992-95	64.10.27
Golf II GTi, Jetta II, Passat 16V 2.0L 1990-92	64.10.40
Golf III, Jetta III, Cabrio 2.0L 8V 1993-95	64.10.60
Golf III, Jetta III VR6 1994-95	64.10.70
Golf III, Jetta III, Cabrio 2.0L 8V 1996-99 1/2 OBD II	64.10.61
Golf III, Jetta III VR6 1996-99 1/2 OBD II	64.10.80
Golf IV, Jetta IV 2.0L 8V 1999-up	64.10.71
Golf IV, Jetta IV VR6 1999-up*	64.10.73
Golf IV, Jetta IV 1.8T 2000-up*	64.10.87
Passat VR6 1994-95	64.10.41
Passat VR6 1996-97 OBD II	64.10.42
Passat 2.0L 8V 1996-97 OBD II	64.10.43
Passat TDi 1996	64.10.44
Passat 1.8T 1998-99* .8 Bar	64.10.45
Passat 1.8T 1998-99* 1 Bar (must use 5-bar fuel pressure regulator)	64.10.46
Passat 1.8T 2000-up	64.10.48
Passat 1998-up V6 30V*	64.10.62

NOTE: You MUST supply VW ECU part number when ordering. *You MUST send us your ECU for installation.



**EXEMPT EO
1996-2002
#D-236-10
P-CHIP & P-FLO***

**ALL EXEMPT EO
THRU 1995
#D-236-6**

*K&N drop-in filter may be substituted for P-Flo.

"Speaking of engine management, Aaron Neumann is a rare breed. A certified Nice Guy, he is willing to sacrifice the quality of this life for the quality of the products that bear his name."
 – European Car

NEUSPEED P-Chip Questions & Answers



GOLF IV, JETTA IV



When ordering a *NEUSPEED* P-Chip, it is very important that you supply the make, model and year of the vehicle, plus its 9-to-11 character ECU code. This information is required to program the latest performance software available for your car.

1) Where is my Engine Control Unit (ECU) located?

The following vehicles have the ECU located under the base of the windshield, next to the windshield wiper assembly. A black plastic or metal cover that runs the entire length of the windshield shields the ECU.


- Audi TT
- VW Cabrio (MkIII chassis only)
- VW Corrado G60 and SLC VR6
- VW Golf II, Jetta II
- VW Golf III, Jetta III
- VW Golf IV, Jetta IV
- VW Passat (through 1997 only)

The following vehicles have the ECU located in a black plastic box located on the driver's side of the engine compartment, next to the firewall. Five Phillips head or T30 Torx screws hold the box lid on. Some models will require removal of additional factory RF shield.

- Audi A4 & A6
- Audi S4
- VW Passat (1998-up)

The following vehicle has the ECU located underneath the top panels of the dashboard.

- VW Beetle (1998-up) On New Beetle vehicles, both the center dash top and driver's side dash top must be removed to access the ECU.



AUDI/PASSAT



2) Can I install the chip myself?

The following vehicles have a "plug-in" chip. The chip can be installed or removed by a skilled home mechanic using common hand tools.

- VW Corrado G60
- VW Corrado SLC VR6 – all years except ECUs with a "BA", "DJ", or "DG" code
- VW Golf II, Jetta II
- VW Cabrio, Golf III & Jetta III with 4-cylinder 2.0L 8-valve engine only
- VW Golf III VR6 and Jetta III VR6 1996-1999 only
- VW Passat (up through 1997) with 4-cylinder 2.0L 8-valve engine only
- VW Passat (up through 1997) with VR6 engine – all years except ECUs with "AT", "BS", "DS", or "DF" code

The following vehicles have a chip that is soldered to the printed circuit board. These ECUs **MUST** be sent to *NEUSPEED* for the P-Chip installation.

- Audi A4 & A6
- Audi S4
- Audi TT
- VW Beetle (1998-later)
- VW Corrado SLC VR6 with "BA", "DJ" or "DG" ECU codes
- VW Golf III VR6 and Jetta III VR6 – 1995 models with "AF", "BM", "EA", and "CR" ECU codes
- VW Golf IV, Jetta IV and Cabrio with 4-cylinder 2.0L 8-valve engine, 1999-later
- VW Golf IV, Jetta IV and Beetle with 1.8T engine
- VW Golf IV, Jetta IV with VR6 engine
- VW Passat VR6 (up through 1997) – all cars with a "AT", "BS", "DS", or "DF" ECU code
- VW Passat (1998-later)



BEETLE



3) Where can I find my ECU Code?

The ECU code is found on a label affixed to the top of the ECU. The code is a string of 9-to-11 bold faced characters, separated into four groups. For example, this complete string of characters is an ECU code: 06A 906 032 CL. The character string always has three groups of three characters, and is sometimes followed by one-or-two alphabet letters. This is how the ECU code can be distinguished from the Bosch inventory part number.

We cannot program your chip using the Bosch inventory part number information.

NEUSPEED STAINLESS STEEL CAT-BACK EXHAUST SYSTEM

You asked for it... We've got it! For many years you have requested a better exhaust system for Audi, VW, Acura and Honda. Well, *NEUSPEED* has been listening and now offers the ultimate stainless steel cat-back system so many of you have asked for. You get increased horsepower and torque for a strong, smooth pull throughout the powerband. Made of aerospace quality T-304 stainless steel, this system has perfect resonance. *NEUSPEED's* state-of-the-art technology manufacturing creates maximum flow through the entire system, with the help of smooth mandrel bends throughout. Legal in all 50 states, the *NEUSPEED* stainless cat-back system will complement every aspect of your car's performance, handling and overall driveability. Your car will be further enhanced with the mirror-like polished muffler and tips. Flanged joints allow for easy installation and perfect alignment, and a limited two year warranty for the original purchaser rounds out the package.

ACURA EXHAUST

APPLICATION	PIPE SIZE	TIP STYLE	PART NO.
ACURA			
RSX 2002-up60mm	SBA	30.20.76
RSX Type-S 2002-up60mm	SBA	30.20.78
CL Type-S 2001-up60mm	SBA	30.20.72
TL Type-S 1999-up60mm	SBA	30.20.73

Tip Style
SBA=Straight Billet Aluminum



HONDA EXHAUST

APPLICATION	PIPE SIZE	TIP STYLE	PART NO.
HONDA			
Accord Coupe V6 1998-0260mm	SBA	30.20.96
Civic EX 2001-up60mm	SBA	30.20.61
Civic Si 2002-up60mm	DST	30.20.62
S200050/60mm	SBA	30.20.66

Tip Style
DST=Dual Straight Slashed Tip
SBA=Straight Billet Aluminum



HONDA S2000

24



2002 HONDA CIVIC SI



HONDA CIVIC SI



RSX TYPE S



AUDI *EXHAUST*

APPLICATION	PIPE SIZE	TIP STYLE	PART NO.
AUDI			
A4 Quattro 1.8T 1997-01 sedan/wagon manual trans, includes downpipe	60/70mm	DST	30.02.25
A4 Quattro 1.8T 1997-01 sedan/wagon auto trans, includes downpipe	60/70mm	DST	30.02.26
S4 2000-02.....	70/80mm	DST	30.02.28
A4 Quattro 1.8T 2002-up manual trans, includes downpipe	50/60mm	SST	30.02.29
A4 FWD 1.8T 2002-up CVT trans, includes downpipe	50/60mm	SST	30.02.30
A4 FWD 1.8T 2002-up manual trans, includes downpipe	50/60mm	SST	30.02.31
TT Quattro 180 HP 1999-up.....	60mm	SBA	30.02.86
TT Quattro 225 HP 2000-up.....	70mm	SBA	30.02.87

Tip Style

DST=Dual Straight Slashed Tips
SBA=Straight Billet Aluminum
SST=Single Straight Slashed Tip



**AUDI TT QUATTRO
225 HP**



2001-02 AUDI S4



2002-UP AUDI A4 QUATTRO 1.8T



2002-UP AUDI A4 FWD



1997-01 AUDI A4 QUATTRO

NEUSPEED[®]
EXHAUST

Look at these *exclusive* features:

- T-304 stainless steel.
- Polished tubing: end muffler and tips.
- Flanged joints for perfect alignment.
- Smooth mandrel bends.
- More horsepower and torque.
- Legal in all 50 states.



AUDI A4

...continued

"In case you haven't guessed, Neuspeed's philosophy is simple: Make products that work, or don't make them at all."

- Max Power/eurotuner

MINI EXHAUST

APPLICATION	PIPE SIZE	TIP STYLE	PART NO.
MINI			
Mini Cooper 2002-up	60mm	SST	30.04.41
Mini Cooper S 2002-up	60mm	SST	30.04.42

Tip Style
SST=Single Straight Tip



MINI COOPER

VW EXHAUST

APPLICATION	PIPE SIZE	TIP STYLE	PART NO.
VW			
Beetle 2.0L 1998-up	50mm	DTM	30.10.88
Beetle 1.8T 1999-up	60mm	DTM	30.10.89
Beetle Turbo S 1.8T 2002-up	60mm	DST	30.10.91
Corrado VR6	60mm	SST	30.10.56
Golf III All	60mm	DTM	30.10.50
Golf IV 2.0L 1999-up	50mm	DTM	30.10.88
Golf IV 1.8T, VR6 1999-02 ¹ / ₂	60mm	DTM	30.10.89
without bumper cut out			
Golf IV 1.8T, VR6 2002 ¹ / ₂ -up	60mm	DST	30.10.90
with bumper cut out			
Golf IV 337 1.8T 2002-up	60mm	SST	30.10.92
Jetta III All	60mm	DTM	30.10.51
Jetta IV 2.0L	60mm	DTM	30.10.71
Jetta IV 1.8T, VR6 1999-02 ¹ / ₂	60mm	DTM	30.10.71
without bumper cut out			
Jetta IV 1.8T, VR6 2002 ¹ / ₂ -up	60mm	DST	30.10.72
with bumper cut out			
Passat 1.8T 1998-up	60mm	DTM	30.10.60
sedan/wagon manual trans, includes downpipe			
Passat 1.8T 1998-up	60mm	DTM	30.10.62
sedan/wagon auto trans, includes downpipe			

Tip Style:
DTM=Dual Turned Up Tips
DST=Dual Straight Slash Tips
SST=Single Straight Slashed Tip




1999-2002¹/₂ GOLF IV, BEETLE



GOLF III



2002¹/₂-UP GOLF IV 1.8T, VR6



2002¹/₂ - UP JETTA IV



1998-UP PASSAT 1.8T

TIPS

DTM Dual Turned Up Tips



DST Dual Straight Slashed Tips



SBA Straight Billet Aluminum Tips

AUDI



SBA Straight Billet Aluminum Tips

HONDA



SST Single Straight Slashed Tips



BROSPEED® BY BOSAL

Brospeed headers are made of high-grade 14-gauge mild steel, with heavy-gauge steel flanges, which are jig drilled and ground to ensure a gas-tight seal. The high quality mig welding of all joints ensures the most durable protection against vibration and fatigue. All Brospeed headers are finished in a durable aluminized ceramic coating, and come with installation instructions and a three-year limited warranty.


APPLICATION

PART NO.

VW

Corrado G-60 1990-91	90-BR.999.778
Corrado VR6 1992-95	90-BR.111.750
Golf II 8V 1988-92	90-BR.999.776
Golf II 16V 1988-92	90-BR.999.777
Golf III 2.0 8V 1993-99	90-BR.999.776
Golf III VR6 1995-99	90-BR.111.750
Jetta II 8V 1988-92	90-BR.999.776
Jetta II 16V 1988-92	90-BR.999.777
Jetta III 2.0 8V 1993-99	90-BR.999.776
Jetta III VR6 1993-99	90-BR.111.750
Rabbit 1976-80 (W/O Cat. Converter)	90-BR.999.779
Rabbit 1983-84 (W/ Cat. Converter)	90-BR.999.774

We carry the entire Brospeed line. Please call us for additional applications and prices.





BEETLE

**EXEMPT EO
#D-236-8**

**BILLET ALUMINUM
SNAP-ON FACTORY
TYPE AIR PUMP
HOSE CONNECTOR**



NEUSPEED P-FLO™

The NEUSPEED P-Flo™ – Often imitated...NEVER duplicated! The P-Flo™ was another first from NEUSPEED! You get increased throttle response, better fuel economy, and more power when you install our P-Flo™ kit. Others have tried to emulate our work, but no one has been able to match our unique combination of performance, quality, and durability.

By eliminating the restrictive factory air box, a greater efficiency is achieved to produce an honest 5 – 8 more horsepower, depending on the application. Every P-Flo™ kit includes a high-performance air filter that is washable and reusable. You also get an aggressive, deep, throaty engine sound.

Each application is custom made for a precise fit and easy installation. The VW Beetle, Golf IV, Jetta IV, and Audi TT applications feature a special brushed stainless steel enclosure to reflect heat and compliment your engine compartment and features a CNC machined billet aluminum factory style air pump hose connector – snap on, snap off. Our newly updated P-Flo™ kits for the Golf III and Jetta III feature a composite heat shield that seals with the hood to provide a cool air supply for more power and better efficiency. If you own one of our first generation P-Flo™ kits for the Golf III or Jetta III, we have a special kit available to update you to the latest specs! The new Acura and Honda P-Flo™ kit features a brushed stainless steel cold air box for a cooler air charge for maximum power and great looks under the hood. Our "Classic" P-Flo™ kit for the Corrado, Golf II, Jetta II, and Passat feature custom made brackets with our trademark gloss black powder coated finish. All kits include all necessary hardware, as well as, clear and detailed installation instructions.

VW P-Flo™ kits are 50-state legal thru 1995. Audi and VW P-Flo applications 1996-02 are 50-state legal when combined with a P-Chip, also known as the NEUSPEED Power Pack.



NEUSPEED STAINLESS STEEL NEW BEETLE, GOLF IV, JETTA IV P-FLO.

APPLICATION

PART NO.

ACURA

RSX TYPE-S (Stainless steel cold air box)65.20.63

AUDI

(The following P-Flo kits are CARB Exempt #D-236-10)
TT 1.8T 180 HP (Stainless steel heat shield).....65.10.87
TT 1.8T 225 HP (Stainless steel heat shield).....65.10.86

HONDA

Civic Si 2002 – up (Stainless steel cold air box)65.20.63

VW

(The following P-Flo kits are CARB Exempt #D-236-8 [thru 1995] or #D-236-10 [1996-02])
Beetle 1.8T 1999-up (Stainless steel heat shield)65.10.87
Beetle 2.0L 8V 1998-up w/o air pump (Stainless steel heat shield).....65.10.89
Beetle 2.0L 8V 1998-up w/air pump (Stainless steel heat shield).....65.10.90
Beetle 2.0L 8V 1998-up w/NEUSPEED Supercharger w/o air pump (Stainless steel heat shield)65.10.94
Beetle 2.0L 8V 1998-up w/NEUSPEED Supercharger w/air pump (Stainless steel heat shield)65.10.93
Corrado G60 (Classic)65.10.56
Corrado VR6 w/o air pump (Classic)65.10.55
Corrado VR6 w/air pump (Classic)65.10.59
Golf II, Jetta II 8V 1988-92 w/ Digifant (Classic)65.10.58
Golf III, Jetta III 2.0L 8V 1993-99 w/o air pump (Composite heat shield)65.10.64
Golf III, Jetta III 2.0L 8V 1993-99 w/air pump (Composite heat shield)65.10.60
Golf III, Jetta III 2.0L 8V 1993-99 Cold Air Upgrade (Composite heat shield)65.10.62†
Golf III, Jetta III VR6 1993-99 (Composite heat shield)65.10.61
Golf III, Jetta III VR6 1993-99 Cold Air Upgrade (Composite heat shield)65.10.63†
Golf IV, Jetta IV 2.0L 8V 1999-up (Stainless steel heat shield)65.10.72
Golf IV, Jetta IV 2.0L 8V 1999-up w/NEUSPEED Supercharger (Stainless steel heat shield)65.10.93
Golf IV, Jetta IV 1.8T 2000-up (Stainless steel heat shield)65.10.87
Golf IV, Jetta IV VR6 12V 1999-02_ (Stainless steel heat shield)65.10.73
Golf IV, Jetta IV VR6 24V 2002_-up (Stainless steel heat shield)65.10.74
Passat VR6 1993-97 w/o air pump (Classic)65.10.53
Passat VR6 1993-97 w/air pump (Classic)65.10.54

† For owners of our first generation "Classic" P-Flo™ Kits. Original kit's hardware and bracket required for installation.

* All power pack kits 1996-02 with P-Flo (or K&N drop-in filter) and P-Chip are 50 state legal.



GOLF III, JETTA III
COLD AIR P-FLO

**EXEMPT EO
#D-236-8**



POWER PACK KIT

**EXEMPT EO
#D-236-10**



GOLF III, JETTA III COLD AIR P-FLO




2002-UP CIVIC Si, RSX TYPE S P-FLO



NEUSPEED 1975-98 VW ADJUSTABLE CAM GEAR

This is it. . .the NEUSPEED CNC billet aluminum adjustable cam gear! Absolutely the best cam gear on the market! The main gear is 7075 T6 aluminum (an alloy stronger and lighter than materials used in most other cam gears), and then it's black hard anodized for even longer wear and appearance. The hub is 6061 T6 aluminum which features locking stainless steel threaded inserts that will never wear out or pull out with repeated adjustments, and finished in red anodizing. All hex head bolts and washers are stainless steel. All adjustment points are precision laser engraved with up to a useable seven degrees of advance or retard. A hex wrench is included. Features: Adjust the power band exactly where you want it for the most efficient use of camshaft, provide more power at low or high rpm range, dial in camshaft for precision tuning. Fits all Volkswagen 4-cylinder, 8V engines 1975-98 except new Beetle, Golf IV and Jetta IV.

PART NO62.10.21



NEUSPEED 1999-UP VW ADJUSTABLE CAM GEAR

Our late model adjustable cam gear has all the features of our original gear; hex head, stainless steel bolts and washers, and hex wrench: except because of the required magnetic pick-up on the back side, we have modified new factory gears to accept our 7075 T6 red anodized aluminum adjustable center section. Laser engraved with eight degrees of advance/retard adjustment. Fits all 2.0L 4-cylinder 8V engines 1999-up with cam position sensor, including the new Beetle, Golf IV and Jetta IV.

PART NO62.10.22

NEUSPEED SPORT CAMS FOR VW

Add some extra power to your VW! In fact, add 10-12 horsepower by dropping a NEUSPEED Cam into your VW. The NEUSPEED Cam gives you a strong pull all the way through the powerband into the fun zone. All NEUSPEED Sport Cams are produced and finished exclusively for NEUSPEED by a leading camshaft manufacturer in the original special chilled cast iron. This German metallurgy makes them completely compatible with OEM lifters and springs from VW. (You'll never have to worry about expensive premature lobe or lifter wear!) Each camshaft is custom ground for the type of high-performance street driving you want without the sacrifice of driveability. NEUSPEED cams feature the best horsepower and torque curve, and a good idle (about 950rpm). Many months of dyno, race and road testing go into each and every cam design to bring you the very best quality in street and high-performance cams.



**EXEMPT EO
#D-236-2, #D-236-7
THRU 1995
SEE BELOW**

VW APPLICATION

Hydraulic lifter 8V:
 .420 lift, 260° duration: EXEMPT #D-236-2, #D-236-7 Thru 199560.10.21
 .429 lift, 256° duration 1996-up OBD II60.10.93
 .438 lift, 268° duration 1985-95 OBD I60.10.91
 .453 lift, 276° duration - 8V Hi-performance OBD I thru 199560.10.92

Corrado Supercharger Cam:

.420 lift, 260° duration EXEMPT #D-236-2 Thru 199560.10.21

Hydraulic 16V Intake Cam 1.8, 2.0L:

.378 lift, 250°duration EXEMPT #D-236-2 Thru 199560.10.61

"...the NEUSPEED crew has again proven that they are still innovators in the water-cooled Volkswagen aftermarket by applying their successful tuning and styling formula on this 2.0L Golf."
 - Max Power/eurotuner

NEUSPEED®

2003 CATALOG



NEUSPEED®



Automotive
Performance
Systems, Inc.

805-388-7171

IND

NEUMANN DISTRIBUTING

805-388-8111

www.neuspeed.com
3300 Corte Malpaso, Camarillo California 93012



NEUSPEED VW & AUDI FUEL PRESSURE REGULATOR

The new *NEUSPEED* rising-rate fuel pressure regulator is perfect for all aftermarket supercharged and turbocharged engines that use the VW and Audi fuel rails with Bosch fuel pressure regulators. This precision rising rate regulator will give you increased fuel pressure at the higher rev limits where you need it, so that in many cases you will not need to change injectors. Precision CNC machined of 6061 T6 billet aluminum. Very easy installation. Maximum pressure of 70-80 psi. Not needed for 1.8T and 2.7T cars.

PART NO.65.10.23



BOSCH/NEUSPEED 5 BAR FUEL PRESSURE REGULATOR

If you have a 1 bar chip in your 1997-99 Audi A4 1.8T, or 1998-99 Passat 1.8T, our 5 bar fuel pressure regulator will give you the extra fuel delivery you need for high RPM/load operation. Recommended for vehicles that see sustained high speed/high RPM conditions such as open track events.

PART NO.078.133.534



EXEMPT EO #D-236-3

**NOTE: The Corrado G60 model is creeping up in years and registering lots of mileage on the odometer. Before purchasing the HP kit, we strongly recommend that you check-out your supercharger carefully, as it may not be able to handle the extra boost now. You may need to have your supercharger rebuilt or purchase a new replacement. NEUSPEED assumes no responsibility for any supercharger or engine damage with the use of the HP kit.*

30

NEUSPEED CORRADO G60 HP KIT II*

If you drive a G60... you need this kit! Always demanding the best and highest quality, *NEUSPEED* has improved the original G60 HP Kit. You get increased horsepower (up to 200HP) by increasing the supercharger boost pressure to 15+psi, while improving the fuel enrichment system for quicker throttle response. The kit also features our special hard-anodized billet aluminum supercharger pulley, fuel enrichment system, 180°F water thermostat, 180°F fan switch, all hardware and instructions. As with all *NEUSPEED* products, you are getting the highest quality and performance available!

PART NO.65.10.21

Special 1750mm drive belt to work with smaller diameter pulley
PART NO.6PK1750

Corrado HP Kit with exhaust
PART NO.65.10.20

NOTE: To achieve maximum power, we recommend the Gillet high performance intermediate resonators.

NEUSPEED CORRADO G60 HP KIT II FUEL ENRICHMENT SYSTEM

If you purchased the original *NEUSPEED* HP Kit, this new and improved fuel enrichment system will greatly improve your throttle response. This system will up-date your HP Kit to the latest specifications. Installation is very easy and clear, illustrated instructions are provided. This kit includes a boost-sensing pressure switch which enriches the fuel mixture at part-throttle settings. In contrast, the factory system can only accomplish this during wide-open throttle conditions. Our stainless intake hose T-fitting re-routes the idle stabilizer valve back through the intake tract to prevent the 2psi boost loss seen in the factory system.

PART NO.65.10.22



NEUSPEED SHORT SHIFT KITS

You don't have to sacrifice reliability for performance! *NEUSPEED* was the *first* to pioneer and develop the concept of a *true shorter throw shift lever*. While others just cut the handle shorter, *NEUSPEED* engineered the mechanical advantage to shorten the throw, while maintaining a smooth, precise shift and eliminating that notchy feel associated with stock and other so-called short shifters. These are all beefy, solid shift levers that can take all the fast shifts that you can throw – they are all engineered to perform!

Every *NEUSPEED* Short Shifter is precision-made for *each* individual application. As such, they feature diverse throw reductions of 30%-50%, highly modified new factory parts, CNC machined steel billet handles, or CNC machined billet 6061 T6 aluminum adapters. Depending on application, parts feature gloss black powder coat, black zinc or bright color anodized finish.

APPLICATION

PART NO.

ACURA

CL Type-S 6-speed 2002-up	66.20.38
EL 1997-01 (Canada only).....	66.20.74*
EL 2002-up (Canada only).....	66.20.77
Integra 1990-93.....	66.20.10*
Integra 1994-01.....	66.20.44*
RSX All 2002-up	66.20.77

AUDI

Allroad 2001-01 ^{1/2} up to VIN# 70000.....	66.02.64
Allroad 2001 ^{1/2} -up, VIN# 70001 & later	66.02.62
A4 5-Speed 1996-99 ^{1/2}	66.10.60
A4 5-Speed 1999 ^{1/2} -01	66.10.61
A4 5-Speed 2002-up	66.02.35
A4 6-Speed 2002-up	66.02.36
A6 6-Speed 2000-01	66.02.28
A6 6-Speed 2002-up	66.02.62
S4 6-Speed 2000-01 ^{1/2}	66.02.28
S4 6-Speed 2001 ^{1/2} -02	66.02.29
TT FWD 2000-up.....	66.10.89
TT Quattro 2000-up	66.02.86

HONDA

Accord 1991-93	66.20.34
Accord 1994-97	66.20.54
Accord 1998-02	66.20.32
Civic, CRX 1988-95	66.20.04*
Civic, 1996-00	66.20.74*
Civic Si 1999-00	66.20.21*
Civic, (exc. Si) 2001-up	66.20.77
Civic Si 2002-up	66.20.61
del Sol 1993-97	66.20.04
Prelude 1992-96	66.20.64
Prelude 1997-01	66.20.94

VW

Beetle 5-speed 1998-99 ^{1/2}	66.10.88
Beetle 5-speed 1999 ^{1/2} -01 (ball stud mount).....	66.10.89
Beetle 5-speed (pin stud mount) 2002-up	66.10.90
Beetle 6-speed 2002-up	66.10.91
Golf II, Jetta II 5-speed 1985-92 (1-piece kit)	66.10.15
Golf III, Jetta III 2.0L 8V (2-piece kit).....	66.10.51
Golf III, Jetta III, Corrado VR6 and G60 and Pre-1998 Passat (Cable Shift)	66.10.55
Golf IV, Jetta IV 5-speed 1999 ^{1/2}	66.10.88
Golf IV, Jetta IV 5-speed 1999 ^{1/2} -01 (ball stud mount)	66.10.89
Golf IV, Jetta IV 5-speed (pin stud mount) 2002-up	66.10.90
Golf IV, Jetta IV 6-speed 2002-up	66.10.91
Passat 5-Speed 1998-99 ^{1/2}	66.10.60
Passat 5-Speed 1999 ^{1/2} -up	66.10.61
Rabbit, Scirocco I&II, Jetta I 5-speed (3-piece kit)	66.10.05

*Includes polyurethane bushings.



VW CABLE SHORT SHIFTER

RABBIT, SCIROCCO, JETTA I



GOLF II, JETTA II



GOLF III/JETTA III



Late BEETLE GOLF IV / JETTA IV 1999^{1/2}-UP

Early BEETLE GOLF IV/JETTA IV



AND AUDI TT QUATTRO



AUDI A4/PASSAT B5

AUDI S4



2002-UP CIVIC SI patent pending




CIVIC

PRELUDE



PRELUDE CABLE SHIFTER



1998-up ACCORD

1994-97 ACCORD



1991-93 ACCORD

NEUSPEED SOLID SHIFTER FOR VW

Once again, *NEUSPEED* is *first* to bring you another great product for your VW...The Solid Shifter! This specially weighted shift rod replaces the stock rod in minutes. The inertia of the calibrated weight makes every shift smoother, faster, and more precise, with less effort, and eliminates the notchy stock feel. A must for all non-cable operated transmissions. Works with stock levers or the *NEUSPEED* Short Shift Kits.

APPLICATION	PART NO.
A-1 Chassis.....	66.10.06
A-2 Chassis.....	66.10.16



URETHANE SHIFTER BUSHING

If you purchased *NEUSPEED*'s original Acura/Honda short shifter, here's your chance to upgrade to the latest specs. This urethane shift bushing kit (now included with *NEUSPEED* short shifter) is a must for more positive shift action and can be used with stock or other aftermarket shifters.

APPLICATION	PART NO.
Civic 1988-00.....	26-8.1602
Civic Si 1999-00.....	26-8.1601
Integra 1990-01.....	26-8.1601

32

A-1 SHIFT REPAIR KIT



VW A-1 & A-2 SHIFT REPAIR KITS

Sooner or later you'll need ALL of these parts to restore your transmission's shifter to the precise, solid, smooth operation it had when it was new. Some advertised kits may look less expensive at first glance, but they don't include ALL of the parts that are truly required to do the job. We sell the complete set of parts with everything you need to do a particular installation in the best possible way. Installing only a few parts will *not* solve your problem(s). You need to install all required parts. Our A-1 and A-2 Kits include every part that can wear out in the linkage system.

APPLICATION	PART NO.
A-1 Shift Repair Kit (5-speed).....	53-66.10.07
A-2 Shift Repair Kit (5-speed).....	53-66.10.17

A-2 SHIFT REPAIR KIT



N² CLUTCHES BY NEUSPEED

N² Clutch Kits are available in two levels of performance: The Sport Clutch features a full-faced sprung disc, and the Sport Pressure Plate has a clamping force of approximately 1,800-psi, as compared to the factory unit's 800-900-psi. Amazingly, NEUSPEED was able to engineer the pressure plate so that there is little difference in pedal pressure! The N² Sport Kit is great for weekend racers, but is thoroughly streetable for daily drivers.

The N² Race Clutch features a multi-puck solid disc. This design is for race applications only! Since it has no springs to take up and smooth the engagement, severe and immediate engagement is to be expected.

All pressure plate and disc kits come complete with bearing and alignment tool.



VR6 KIT



8V & 16V KIT

VW CLUTCH REPAIR KITS

When installing a new clutch, these parts must be replaced to insure a proper and lasting job. Our kits include all the parts required such as: Crank-shaft seal, transmission input shaft seal, pushrod seal and bushing, thrust plate and retaining ring, pressure plate and flywheel bolts. Heat affects both seals and bolts and hi-torque bolts stretch and should not be reused.

APPLICATION	PART NUMBERS	
	SPORT	RACE
ACURA		
2.2/2.3CL	38.20.12	38.20.13
Integra 1992-93 1.7 VTEC	38.20.16	38.20.17
Integra All 1994-01	38.20.20	38.20.21
RSX Type-S 2002-up	38.20.48	38.20.49
RSX (except Type-S) 2002-up	38.20.46	38.20.47
HONDA		
Accord 1990-up All	38.20.12	38.20.13
Civic 1988	38.20.04	38.20.05
Civic 1989	38.20.06	38.20.07
Civic 1990-91	38.20.08	38.20.09
Civic 1992-00	38.20.14	38.20.15
Civic 2001-up	38.20.62	38.20.63
Prelude 1988-89	38.20.10	38.20.11
Prelude 1990-91	38.20.18	38.20.19
Prelude 1992-00	38.20.12	38.20.13
VW		
Golf III, Jetta III, Corrado VR6, Passat VR6 228mm	38.10.02	38.10.03
Golf IV, Jetta IV, Beetle 1.8T 228mm, includes flywheel	38.10.08	38.10.09
A1, A2 1.8 & 2.0 16V 210mm	38.10.04	38.10.05
A1, A2 1.8 & 2.0 8V 210mm	38.10.06	38.10.07
A3 2.0 8V 210mm	38.10.15	38.10.16

APPLICATION	PART NO.
210mm 8V Repair Kit	53-432
210mm 16V Repair Kit	53-437
228mm 8V Repair Kit	53-440
228mm VR6 Repair Kit	53-445



NEUSPEED® 2002 Civic Si with NEUSPEED Lowering Springs, Short Shift Kit, Upper Front Strut Tie-Bar, Lower Front X-Brace, Upper Rear Tie-Bar, Sway Bars, Stainless Steel Cat-Back Exhaust, Billet Oil Cap, Billet Battery Tie-Down, P-Flo Cold Air Intake, Koni Shocks, RH Wheels, Yokohama Parada Tires.



NEUSPEED 8mm SPARK PLUG WIRE SETS

All NEUSPEED 8mm Spark Plug Wire Sets are custom-made. Each wire is cut to exact length for a perfect fit and very neat appearance. Our double-layered, nylon reinforced virgin silicone wire stays flexible, resists temperatures up to 600-degrees F, and are the ultimate spark plug wire for street and racing applications.

NEUSPEED Spark Plug Wire Sets for VW applications feature a solid copper core wire for the highest conductivity and O.E. Beru or Bremi spark plug and distributor/coil terminals for a perfect fit. They are available in red or yellow with black NEUSPEED lettering— specify color when ordering.

NEUSPEED Spark Plug Wire Sets for Acura and Honda applications feature a special low-ohm core wire required for these vehicles, along with custom terminal ends. The spark plug connectors are of the highest quality and do not separate when changing spark plugs. Honda wires feature 275 OHM/FT resistance wire. Available in yellow with black NEUSPEED lettering.



APPLICATION	PART NO. RED	PART NO. YELLOW
ACURA		
CL 1996-99 2.2L/2.3L SOHC 16V VTEC	47.20.18	
EL 1997-01 (Canada only)	47.20.14	
Integra 1986-87 1.6L DOHC 16V EXTERNAL COIL	47.20.85	
Integra 1988-89 1.6L DOHC 16V INTEGRAL COIL	47.20.83	
Integra 1990-01 1.8L DOHC 16V	47.20.24	
Integra 1992-01 1.7L, 1.8L DOHC 16V VTEC	47.20.10	
TL 1996-98 2.5L SOHC 20V	47.20.80	
AUDI		
A-4 1998-up 2.8 30V	47.02.15	47.02.15Y
HONDA		
Accord 1986-89 2.0L SOHC 12V CARB & EFI 1985-87 Prelude Si 2.0L	47.20.05	
Accord 1990-97 2.2L SOHC 16V DX, LX non VTEC	47.20.16	
Accord 1994-97 EX 2.2L VTEC	47.20.18	
Accord 1995-97 2.7L V6 SOHC 24V	47.20.13	
Accord 1998-02 4-CYL	47.20.18	
Civic/CRX 1984-87 1.5L SOHC 12V CARB	47.20.81	
Civic/CRX 1986-87 1.5L SOHC 12V EFI	47.20.82	
Civic/CRX 1988-91 1.5L 1.6L SOHC 16V	47.20.04	
Civic, del Sol 1992-96 1.5L SOHC 16V	47.20.17	
Civic, del Sol 1992-95 1.6L SOHC 16V VTEC	47.20.14	
Civic 1996-00 EX 1.6L SOHC VTEC	47.20.18	
Civic Si 1999-00 1.6L DOHC VTEC	47.20.18	
CR-V 1996-01 2.0L	47.20.24	
del Sol 1992-95 1.6L DOHC VTEC	47.20.18	
Prelude 1988-92 2.0L DOHC 16V	47.20.84	
Prelude 1992-96 2.2L SOHC 16V, 2.3L DOHC 16V	47.20.16	
Prelude 1992-96 2.2L DOHC VTEC, Si 2.2L (Does not fit 2.3L DOHC 16V)	47.20.64	
Prelude 1997-01	47.20.94	
VW		
Beetle 1998-up 2.0L 8V	47.10.88 ^Δ	47.10.88Y ^Δ
Fox	47.10.30	47.10.30Y
Golf II, Jetta II, Corrado G60 1985-92; Cabriolet 1984 1/2 -93 All 8V	47.10.11	47.10.11Y
Golf II, Jetta II 1987-92; Passat All 16V	47.10.12	47.10.12Y
Golf III, Jetta III, Cabrio 8V	47.10.50	47.10.50Y
Golf III, Jetta III, Corrado, Passat B3 & B4 All VR6 w/ Distributor	47.10.51	47.10.51Y
Golf III, Jetta III, Corrado, Passat B3 & B4 All VR6 w/o Distributor	47.10.52	47.10.52Y
Golf IV, Jetta IV		
2.0L 8V	47.10.88 ^Δ	47.10.88Y ^Δ
2.3L V5	47.10.93 ^Δ	47.10.93Y ^Δ
2.8L VR6	47.10.94 ^Δ	47.10.94Y ^Δ
Passat 1998-up 2.8 30V	47.10.62	47.10.62Y
Rabbit All, Jetta I, Scirocco I & II Thru early 1984	47.10.01*	47.10.01Y*
Scirocco II 1984 1/2 -88 8V	47.10.11	47.10.11Y
Scirocco 16V	47.10.03	47.10.03Y
Impulse sensor for 2.0L 16V	051.905.381	

NOTE: Non-resistor type spark plugs are recommended for VW applications to prevent arcing and misfiring.

^Δ Includes spark plug removal tool
 * Includes new distributor cap

DENSO IRIIDIUM POWER SPARK PLUG

A solid, functional design, advanced metal alloys, and exceptional construction form the basis for the new Denso hi-performance spark plugs with Iridium Power! The center electrode utilizes iridium, which is six times harder and eight times stronger than platinum to create the world's smallest center electrode tip (0.4mm) for maximum firing performance and reduced voltage requirements. A special tapered tip on the U-groove ground electrode contains the spark inside the U-groove gap, enabling it to develop into a hotter flash front for a more complete combustion – greatly improving performance. A must-have hi-performance spark plug! Available for all VW, Audi, Acura and Honda vehicles.



SPARK PLUG BOOT PULLER

Engine hot? Need to change plugs now? Don't pull on the cable or use pliers on the boot. Use the Beru special protected pincers to remove the plug boot properly.

PART NO.25-ZSA2

SPARK PLUG INSERTION TOOL

With this plug insertion tool, it's easy to start spark plugs in hard to reach places or through deep valve covers.

PART NO.25-ZMH001



SILVERSTONE



ULTRA



ULTRA X

BERU SILVERSTONE & ULTRA HIGH PERFORMANCE SPARK PLUGS

Beru is one of the premier companies manufacturing ignition components. These high quality spark plugs are OE on the world's most famous cars. The hi-performance spark plugs that we have selected are made especially for VW engines (multi-electrode, copper core, silver, platinum), and will provide you with the power and performance you are looking for.

APPLICATION	SILVERSTONE PART NO.	ULTRA X PART NO.	ULTRA PART NO.
AUDI			
A4, 2.8L 12V		25-UXF.79	
A4, 30V V6	25-S3F	25-UXF.56	
A4, 1.8T		25-UXF.56	
VW			
All Rabbit, Jetta, Scirocco 8V	25-S5	25-UX.79	25-14.7DU
All Golf II, Jetta II 8V	25-S5	25-UX.79	25-14.7DTU
All 1.8L 8V, 2.0L 16V	25-S3F	25-UXF.56	25-14F.6DTU
Golf III, Jetta III, Cabrio,			
Passat 2.0L 8V	25-S3F	25-UXF.56	25-14F.6DTU
Passat B5 2.8L 30V V6	25-S3F	25-UXF.56	
Golf IV, Jetta IV, VR6		25-UXF.79	
Golf III, Jetta III,			
Corrado, Passat B4, VR6	25-S3F	25-UXF.56	25-14F.6DTU
All Corrado G60			25-14.6DPO
Beetle, Golf IV, Jetta IV 2.0L 8V		25-UXF.79	
All 1.8T 20V		25-UXF.56	25-14F.6DTU

P = Platinum.
Silverstone = Center electrode 99.9% silver.
T = Triple ground electrode.
Ultra = Copper core, nickel jacket.
Ultra X = Copper core, nickel plated, four electrode.

APPLICATION

PART NO.

ACURA

2.2, 2.3, 3.0 CL 1996-up	61-D.IK16
3.2 CL 2001-up	61-D.IK16
Integra 1990-93 (Exc. GSR)	61-D.IK16
Integra GSR 1992-93	61-D.IK20
Integra 1994-01 (Exc. GSR & Type R)	61-D.IK16
Integra GSR, Type R 1994-01	61-D.IK20
Legend 1991-95	61-D.IK20
NSX 1991-up	61-D.IK20
2.0 RSX 2001-up	61-D.IK20
2.0 RSX Type S 2001-up	61-D.IK22
2.5, 3.2 TL 1996-99	61-D.IK16
3.2 TL 2000-up	61-D.IK16

AUDI

A4 1.8T, 2.8 1996-up	61-D.IK20
A4 1.8T w/NEUSPEED P-Chip	61-D.IK22
S4 2000-up	61-D.IK20
S4 2000-up w/NEUSPEED P-Chip	61-D.IK22
A6 1996-up (Exc. V8)	61-D.IK20
A6 2.7T w/NEUSPEED P-Chip	61-D.IK22
TT All	61-D.IK20
TT w/NEUSPEED P-Chip	61-D.IK22

HONDA

Accord 1998-02 All	61-D.IK16
Accord 1996-97 4-Cyl	61-D.IK20
Accord 1996-97 6-Cyl	61-D.IK16
Accord 1998-02	61-D.IK16
Accord 2003-up 4-cyl	TBA
Accord 2003-up 6-cyl	TBA
Civic, CRX 1988-91 All	61-D.IK20
Civic 1992-00 (Exc. DOHC VTEC)	61-D.IK16
Civic 2001-up	61-D.IK20
Civic Si 2002-up	61-D.IK22
CRV 1997-01	61-D.IK16
Del Sol 1.5, 1.6 SOHC	61-D.IK16
Del Sol 1.6 DOHC VTEC	61-D.IK20
Prelude 1992-96 SOHC	61-D.IK16
Prelude 1992-96 Si/VTEC	61-D.IK20
Prelude 1997-01	61-D.IK20
S2000 2000-up	61-D.IK22

VW

Beetle, Golf IV, Jetta IV 1.8T	61-D.IK20
Beetle, Golf IV, Jetta IV 1.8T w/NEUSPEED P-Chip	61-D.IK22
Beetle, Golf IV, Jetta IV 2.0L 8V	61-D.IK20
Beetle, Golf IV, Jetta IV 2.0L 8V w/NEUSPEED SuperCharger Kit	61-D.IK20
Golf IV, Jetta IV VR6	61-D.IK16
Corrado G60	61-D.IW20
Corrado VR6	61-D.IK20
Golf II, Jetta II, Scirocco II (Exc. 16V)	61-D.IW20
Golf II, Jetta II, Passat, Scirocco II 16V	61-D.IK20
Golf III, Jetta III 2.0L 8V	61-D.IK20
Golf III, Jetta III 2.0L 8V w/NEUSPEED SuperCharger Kit	61-D.IK20
Golf III, Jetta III VR6	61-D.IK20
Passat B3, B4 VR6	61-D.IK20
Passat B5 1.8T, 2.8 V6 30V	61-D.IK20
Passat B5 1.8T w/NEUSPEED P-Chip	61-D.IK22
Jetta I, Rabbit, Scirocco I	61-D.IW20

35

VW CAP & ROTOR

We carry Beru distributor caps and rotors – the highest OE quality available for VW.

APPLICATION	PART NO.
Cap, All up to 7/1984	25-106
Cap, All 8/1984-up	25-355
Cap, All 8/1984-up W/ shield	25-355S
Cap, All VR6	25-4053
Rotor, All 8V	
w/o knock sensor	25-085
Rotor, Electronic ignition	
with knock sensor	25-134
Rotor, All VR6	25-5113



VW SPARK PLUG BOOT REMOVAL TOOL

The Spark Plug Boot Removal Tool is a must for changing spark plugs on all VR6 and 2.0L 8V engines from 1993-up. Trying to pull the spark plug boot off without this tool will probably break the wire, so do it right by using the correct tool for the job!

PART NO.53-021.012.213



NEUSPEED STAINLESS STEEL BRAKE LINES

NEUSPEED brake lines are the finest you can buy! Each complete set is specifically engineered, designed and assembled to the correct length for your application. Inside, unseen is a high-quality Teflon tube covered by braided stainless steel for protection and durability, which results in a firm pedal for high-performance braking. You also get the highest quality end-fittings available.



NEUSPEED SPORT BRAKE LINES

BRAKE PADS

We have used Metal Master brake pads for over 26 years, which have proven to be the best. Axxis Metal Master pads are the brake pads for drivers who want reliability and performance without compromise.

AXXIS METAL MASTER BRAKE PADS

Axxis Metal Master pads virtually eliminate squeal and dust, provide longer life with premium friction materials, and proven shorter stops under extreme braking conditions. We recommend that a very slight cut be taken off used rotors whenever installing new pads. This cleanses the metal for full braking efficiency.

Always install new pads with new rotors. Please see our "Brake, Rotors and Pads" sections for applications.



ATE BRAKE FLUID

Now available in the U.S., the German ATE Super Blue Racing brake and clutch fluid is the best there is. Developed for endurance racing in Europe, ATE has the highest safety reserve due to its outstanding boiling points. Dry boiling point: 536° F (122°F above DOT 4), wet boiling point: 392° F (113°F above DOT 4). Higher specifications than FMVSS #116 DOT 4/DOT 3, ASE J1703 and ISO 4925.

PART NO.22-ATE.6302B



APPLICATION PART NO.

ACURA
 Integra 1986-89.....96.20.09
 Integra 1990-93.....96.20.24
 Integra 1994-01 (Exc. Type R).....96.20.44
 Integra Type R 1997-0096.20.35
 NSX 1991-up96.20.25
 RSX 2002-up96.20.48

AUDI
 A4 1996-99 1/2 FWD All (6-line set).....86.02.15
 A4 1999 1/2-01 FWD (6-line set)86.02.16
 A4 1996-01 Quattro All (6-line set)86.02.17
 A4 2002-up Quattro (4-line set)86.02.52
 S4 2000-02 (6-line set)86.02.17

HONDA
 Accord 1990-97 (rear drum)96.20.11
 Accord 1992-97 (rear disc).....96.20.34
 Accord 1998-up (rear drum, no ABS)96.20.32
 Accord 1998-up (rear disc).....96.20.37
 Civic/CRX 1984-8796.20.02
 Civic/CRX 198896.20.07
 Civic/CRX 1989-91 (rear drums)96.20.04
 CRX 1989-91 (rear disc)96.20.06
 Civic Hatchback 1992-95 (rear drum)96.20.14
 Civic 1992-95 EX, LX (rear disc & ABS).....96.20.44
 Civic 1992-95 Si96.20.17
 Civic 1996-up EX (w/ABS and rear drum).....96.20.74
 Civic 1996-up CX/DX/HX (w/small front rotor).....96.20.74
 Civic 1999-00 Si (rear disc)96.20.18
 Civic 2001-up EX Coupe (rear disc).....96.20.61
 Civic 2001-up DX, LX (rear drum)96.20.62
 Civic Si 200296.20.68
 CRV 1996-up96.20.30
 del Sol 1992-97 (rear drum)96.20.14
 del Sol Si 1992-9796.20.17
 del Sol VTEC 1994-9796.20.44
 Prelude 1988-89.....96.20.84
 Prelude 1990-9196.20.08
 Prelude 1992-96.....96.20.64
 Prelude 1997-0196.20.94
 S2000 1999-up96.20.66

VW
 Beetle 1998-up (4-line set)86.10.88
 Corrado G60 (6-line set).....86.10.20
 Corrado VR6 (6-line set).....86.10.25
 Fox (4-line set).....86.10.30
 Golf II, Jetta II 1985-92
 (4-line set w/rear drum).....86.10.01
 Golf II GTi, Jetta II GLi
 (6-line set w/rear disc)86.10.12
 Golf III, Jetta III, Cabrio 8V 1993-99
 (4-line set w/rear drum).....86.10.50
 Golf III, Jetta III 8V 1993-99, VR6 1993-95
 (6-line set w/rear disc)86.10.25
 Golf III, Jetta III VR6 1996-99
 w/11.3" disc (6-line set)86.10.26
 Golf IV, Jetta IV (4-line set)86.10.88
 Passat 16V, VR6 1993-95 (6-line set).....86.10.20
 Passat VR6 1996-97 w/11.3" disc (6-line set) 86.10.21
 Passat 1998-99 FWD (6-line set)86.10.48
 Passat 2000-up FWD (4-line set)86.10.49
 Rabbit, Scirocco I, Scirocco II, Jetta I, Cabriolet
 (4-line set w/rear drum).....86.10.01
 Scirocco II 16V (6-line set)86.10.12

CROSS-DRILLED

NEUSPEED CROSS-DRILLED & SLOTTED ROTORS

We offer many products to make your car go faster and handle better,... and, we believe you should be able to stop faster as well. We have put together a group of rotors and brake pads that will improve your stopping performance and enhance your overall driving experience. *NEUSPEED* rotors are designed with a unidirectional pattern, therefore, each rotor kit consists of a left and right unit. After machining, all rotors are balanced to within one gram, and then black cadmium plated for rust protection and a show-quality appearance.

CROSS-DRILLED

NEUSPEED continues to set the pace in import performance with its line of cross-drilled rotors. Each rotor receives an engineered hole pattern designed to achieve maximum cooling, safety and minimum brake pad wear. All machine work is performed on a CNC milling machine to a precise pattern, so you get a product with the highest quality. We eliminate the sharp edges from ordinary drilling, which causes rapid pad wear by using a special tool that makes a radius on the outer edge of the hole. The bottom of this radius also denotes the wear limit of the rotor, so you can easily check on its condition.

SLOTTED

The patented asymmetrical design is engineered to relieve hi-temp gas build-up between the pad and rotor under the hardest braking conditions without sacrificing the structural integrity of the rotor. The gas slots are CNC machined to a specific angle and length. With less heat build-up, your pads and rotors will last longer and will be less likely to fade when you truly get on the brakes. The *NEUSPEED* slotted rotors are perfect for your street and racing applications.

SLOTTED



BRAKE ROTORS & PADS

Year	Model	Front Rotor (ea)	Rear Rotor (ea)	Front Pads	Rear Pads
ACURA					
1986-89	Integra	JBR304	JBR305	23.334.01	23.374.01
1990-93	Integra	JBR522	JBR308	23.341.01	23.374.01
1994-01	Integra (exc. Type-R)	JBR522	JBR308	23.617.01	23.374.01
1997	Integra Type-R	JBR528	JBR910	23.503.01	23.365.01
1998-01	Integra Type-R	JBR528	JBR910	23.503.01	23.536.01
2002	RSX	JBR911	JBR910	23.621.01	23.536.01
2002	RSX Type-S	JBR912	JBR910	24.829.01	23.536.01
1991-95	Legend Sedan (exc. GS)	JBR528	JBR529	23.503.01	23.536.01
1991-96	NSX	JBR700	JBR701	23.503.01	23.504.01
1997	2.2 CL	JBR524	JBR526	23.465.01	23.365.01
1997	3.0 CL	JBR527	JBR526	23.503.01	23.365.01
1998-99	2.3 CL	JBR704	JBR526	23.465.01	23.365.01
1996-98	3.5 RL	JBR528	JBR529	23.503.01	23.536.01
1996-98	3.2 TL	JBR528	N/A	23.503.01	N/A
AUDI					
1996-97	A4 (FWD)	EBR430	EBR472	24.555A.01	23.228.01
1997-98	A4 (FWD)	EBR430	EBR472	24.555A.01	24.340A.01
1999-00	A4 (FWD)	EBR430	EBR472	24.555C.01	23.340A.01
1996-98	A4 (Quattro)	EBR430	EBR471	24.555A.01	23.228.01
1999-00	A4 (Quattro)	EBR430	EBR471	24.555C.01	23.228.01
2002	A4 4-Cyl	EBR430	N/A	N/A	N/A
2002	A4 6-Cyl	EBR431	N/A	N/A	N/A
1995-97	A6 (FWD)	EBR430	EBR429	24.555.01	23.228.01
1998-00	A6 (FWD)	EBR430	EBR429	24.555C.01	24.340A.01
1995-97	A6 (Quattro)	EBR430	EBR429	24.555.01	23.228.01
1999-00	A6 V8 & 2.7T (Quattro)	EBR499	N/A	14.839.12	24.340A.01
1999-00	A6 2.8L V6	EBR499	N/A	24.555C.01	24.340A.01
1999-Up	TT FWD (180hp)	EBR614	EBR618	24.687A.01	24.340A.01
1999-up	TT Quattro (All)	EBR614	N/A	24.687A.01	N/A
HONDA					
1988-89	Accord Coupe DX	JBR302	N/A	23.334.01	N/A
1988-89	Accord Coupe Lxi	JBR309	N/A	23.341.01	N/A
1988-89	Accord Coupe Sei	JBR309	JBR308	23.341.01	23.374.01
1990-91	Accord Coupe	JBR524	N/A	23.496.01	N/A
1992	Accord Coupe DX & LX	JBR524	N/A	23.496.01	N/A
1992	Accord Coupe EX	JBR524	JBR526	23.496.01	23.365.01
1993-97	Accord Coupe (4-Cyl) w/Rear Disc	JBR524	JBR526	23.465.01	23.365.01
1993-97	Accord Coupe (4-Cyl) w/Rear Drum	JBR524	N/A	23.465.01	N/A
1998-02	Accord Coupe (4-Cyl) w/Rear Disc	JBR704	JBR526	24.465A.01	23.365.01
1998-02	Accord Coupe (4-Cyl) w/Rear Drum	JBR704	N/A	23.465.01	N/A
1998-02	Accord Coupe (6-Cyl)	JBR528	JBR910	23.503.01	23.365.01
1986-89	Accord Sedan DX & LX	JBR302	N/A	23.334.01	N/A
1988-89	Accord Sedan LXI & SEi	JBR309	N/A	23.341.01	N/A
1990-93	Accord Sedan (Akebono Caliper)	JBR524	JBR526	23.465.01	23.365.01
1990-93	Accord Sedan (Nissin Caliper)	JBR524	JBR526	23.496.01	23.365.01
1994-97	Accord Sedan (4-Cyl) DX & LX (w/o ABS)	JBR524	N/A	23.465.01	N/A
1994-97	Accord Sedan (4-Cyl) LX & EX (w/ABS)	JBR524	JBR526	23.465.01	23.365.01
1995-97	Accord Sedan V6 & Wagon	JBR527	JBR526	23.503.01	23.365.01
1998-02	Accord Sedan (4-Cyl) w/Rear Disc	JBR704	JBR526	24.465A.01	23.365.01
1998-02	Accord Sedan (4-Cyl) w/Rear Drum	JBR704	N/A	24.465A.01	N/A
1998-02	Accord Sedan V6 & Wagon	JBR528	JBR910	23.503.01	23.365.01
1993-95	Civic Coupe DX	JBR525	N/A	23.273.01	N/A
1993-95	Civic Coupe EX (w/o ABS)	JBR522	N/A	23.621.01	N/A
1993-95	Civic Coupe EX (w/ABS)	JBR522	JBR308	23.617.01	23.374.01
1996-00	Civic Coupe DX & HX	JBR525	N/A	23.273.01	N/A
1996-00	Civic Coupe EX	JBR522	N/A	24.465A.01	N/A
1999-00	Civic Coupe Si	JBR522	JBR308	25.465A.01	23.374.01
2001-02	Civic Coupe	JBR522	N/A	24.465A.01	N/A
1988-89	Civic Hatchback	JBR304	N/A	23.273.01	N/A
1990-91	Civic Hatchback	JBR525	N/A	23.273.01	N/A
1992-95	Civic Hatchback (exc. Si)	JBR525	N/A	23.273.01	N/A
1992-95	Civic Hatchback Si w/o ABS	JBR525	JBR308	23.273.01	23.374.01
1994-95	Civic Hatchback Si w/ABS	JBR522	JBR308	23.617.01	23.374.01
1996-00	Civic Hatchback	JBR525	N/A	23.273.01	N/A
2002	Civic Si Hatchback	TBA	TBA	TBA	TBA
1988-89	Civic Sedan	JBR304	N/A	23.273.01	N/A
1990-91	Civic Sedan DX & LX	JBR525	N/A	23.273.01	N/A

Year	Model	Front Rotor (ea)	Rear Rotor (ea)	Front Pads	Rear Pads
HONDA (continued)					
1990-91	Civic Sedan EX	JBR522	N/A	23.341.01	N/A
1992-93	Civic Sedan DX & LX w/Rear Drum	JBR525	N/A	23.273.01	N/A
1992-93	Civic Sedan EX w/Rear Disc	JBR522	JBR308	23.341.01	23.374.01
1994-95	Civic Sedan EX & LX w/Rear Disc	JBR522	JBR308	23.617.01	23.374.01
1996-00	Civic Sedan DX, LX w/o ABS & LX w/ABS & M/T	JBR525	N/A	23.273.01	N/A
1996	Civic Sedan EX & LX w/ABS & A/T	JBR522	N/A	24.465A.01	N/A
1997-00	Civic Sedan EX	JBR522	N/A	24.465A.01	N/A
2001-02	Civic Sedan (1.5L & 1.6L)	JBR522	N/A	24.465A.01	N/A
1993-97	Del Sol S	JBR525	N/A	23.273.01	N/A
1993-95	Del Sol Si w/o ABS	JBR522	JBR308	23.273.01	23.374.01
1994-95	Del Sol Si & VTEC w/ABS	JBR522	JBR308	23.621.01	23.374.01
1996-97	Del Sol S & Si	JBR525	N/A	23.273.01	N/A
1996-97	Del Sol VTEC	JBR522	JBR308	23.621.01	23.374.01
1997-01	CRV	JBR528	N/A	23.503.01	N/A
1988-89	CRX DX	JBR304	N/A	23.273.01	N/A
1990-91	CRX DX	JBR525	N/A	23.273.01	N/A
1988-89	CRX Si	JBR304	N/A	23.273.01	N/A
1990-91	CRX Si	JBR304	JBR308	23.373.01	23.374.01
1988-90	Prelude S	JBR302	JBR308	23.373.01	23.374.01
1988-90	Prelude SE & Si	JBR309	JBR308	23.341.01	23.374.01
1991	Prelude All	JBR309	JBR308	23.341.01	23.374.01
1992-96	Prelude (exc. VTEC)	JBR704	JBR307	23.568.01	23.365.01
1992-96	Prelude VTEC	JBR707	JBR307	23.503.01	23.365.01
1997-01	Prelude All	JBR528	JBR798	23.503.01	N/A
VOLKSWAGEN					
1998-up	New Beetle (2.0L 8V)	EBR615	EBR618	24.768A.12	23.340.01
1998-Up	New Beetle 1.8T	EBR636	EBR618	24.687.01	23.340.01
1984-93	Cabriolet	EBR095	N/A	23.307.01	N/A
1994-02	Cabrio	EBR251	N/A	23.227B.01	N/A
1989-91	Corrado G60	EBR404	EBR250	23.227A.01	23.340.01
1992-95	Corrado VR6	EBR425	EBR426	23.227A.01	23.340.01
1987-93	Fox (Sedan & Wagon)	EBR007	N/A	23.350.01	N/A
1985-6/92	Golf (Exc. GT & GTI)	EBR007	N/A	23.280.01	N/A
1987-89	Golf GT	EBR095	N/A	23.307.01	N/A
1985-7/89	Golf GTI	EBR095	EBR250	23.307.01	23.340.01
8/89-6/92	Golf GTI (8V)	EBR095	N/A	23.307.01	N/A
8/89-6/92	Golf GTI (16V)	EBR095	EBR250	23.307.01	23.340.01
5/92-5/99	Golf III (All 2.0L 8V w/Rear Disc)	EBR251	EBR250	23.227B.01	23.340.01
5/92-5/99	Golf III (All 2.0L 8V w/Rear Drum)	EBR251	N/A	23.227B.01	N/A
1995	Golf GTI VR6	EBR425	EBR426	23.227A.01	23.340.01
1995	Golf GTI VR6 w/Sensor	EBR425	EBR426	23.290A.01	23.340.01
1996-6/99	Golf III GTI VR6 w/11.3" Rotors	EBR482	EBR426	24.687.01	23.340.01
1999.5-Up	Golf IV 2.0L 8V	EBR615	EBR618	24.768A.01	23.340.01
1999.5-Up	Golf IV 12V VR6 & 1.8T (non-337model)	EBR636	EBR618	24.687.01	23.340.01
2002	Golf IV 1.8T (337 Model)	EBR614	N/A	N/A	N/A
1985-7/92	Jetta Carat/GL/GLS (Rear Drum)	EBR007	N/A	23.280.01	N/A
1990-7/92	Jetta Carat/GL/GLS (Rear Disc w/o ABS)	EBR007	EBR250	23.280.01	23.340.01
1990-7/92	Jetta Carat/GL/GLS (Rear Disc w/ABS)	EBR095	EBR250	23.307.01	23.340.01
1985-9/88	Jetta GLI 8V & 16V(1.8L)	EBR095	EBR250	23.307.01	23.340.01
10/88-92	Jetta GLI 16V(2.0L)	EBR251	EBR250	23.227B.01	23.340.01
1993-99.5	Jetta III 2.0L 8V w/Rear Drum	EBR251	N/A	23.227B.01	N/A
1993-99.5	Jetta III 2.0L 8V w/Rear Disc	EBR251	EBR250	23.227B.01	23.340.01
1994-95	Jetta III VR6	EBR425	EBR426	23.227A.01	23.340.01
1994-95	Jetta III VR6 w/Sensor	EBR425	EBR426	23.684A.01	23.340.01
1996-99.5	Jetta III VR6 w/11.3" rotors	EBR482	EBR426	24.687.01	23.340.01
1999.5-Up	Jetta IV 2.0L 8V	EBR615	EBR618	24.768A.01	23.340.01
1999.5-Up	Jetta IV All 1.8T & 12V VR6	EBR636	EBR618	24.687.01	23.340.01
1990-92	Passat 16V	EBR251	EBR250	23.227B.01	23.340.01
1993-95	Passat VR6	EBR425	EBR426	23.227A.01	23.340.01
1996-97	Passat VR6 w/Sensor	EBR482	EBR426	24.687.01	23.340.01
1998	Passat	EBR616	EBR429	24.555A.01	23.340.01
1999-02	Passat	EBR430	EBR429	24.555A.01	23.340.01
1983-84	Rabbit GTI	EBR095	N/A	23.307.01	N/A
1/84-89	Scirocco 8V	EBR095	N/A	23.307.01	N/A
1986-89	Scirocco 16V	EBR251	EBR250	23.227B.01	23.340.01



NEUSPEED® 2002 Audi A4 1.8T project car with Oettinger body kit, NEUSPEED Lowering Springs, Sway Bars, P-Chip, Stainless Steel Exhaust, Brake Lines, Short Shift Kit and Bilstein Shocks.



VW HYDRAULIC CAM FOLLOWERS

These are the highest quality German hydraulic lifters for all 8V (non-solid) and 16V engines. If you are changing a camshaft on a high mileage engine, you should change the lifters at the same time.

PART NO53-109.300



VW ALUMINUM OIL PAN

This aluminum oil pan is cast in the highest quality material and machined for a perfect fit. It's fully baffled in a strong, light-weight design and finned for maximum cooling. Mounting holes are properly machined and clearanced for easy access to the 6mm hex head bolts. Gasket and bolts included. Fits all VW 4 cylinder engines for the A-1, A-2 and A-3 chassis.

PART NO3-90.10.01

40



VW WINDAGE TRAY

The windage tray prevents excessive oil spray and foaming for more positive engine oiling. Fits all VW 4-cylinder engine oil pans for the A-1, A-2 and A-3 chassis, and works especially well with the aluminum oil pan.

PART NO3-90.10.03



VW VR6 160°F WATER THERMOSTAT

A 160° F water thermostat is now available for all Volkswagen VR6 engine series. Better cooling and engine performance are the benefits of the lower temperature thermostat. Because of the high engine temperatures, this part is a must for all VW VR6 engines.

PART NO (except 24-V VR6)53-4123.160



VW 180°F FAN SWITCH

Our Special thermostatic fan switch turns the fan on at 180°F (stock 197°F). It's a MUST to start cooling sooner and help keep engine temperature down. Two pole fits all Rabbit, Scirocco I, Jetta I and Fox. Three pole fits all Scirocco II, Golf II, Jetta II, Golf III, Jetta III, Corrado, Audi A-4 and Passat.

APPLICATION	PART NO.
Two Pole Terminal	20-8.124.22
Three Pole Terminal	20-8.170.03
Connector conversion kit (req. for 94-1/2-up models) exc. 1998-up Passat, Audi A4 1998-01 1/2	20-8.104

VW 180°F WATER THERMOSTAT

A 180°F water thermostat (stock is 195°F) is a must to additionally bring down engine temperature. This is the perfect part to go with our low temperature fan switch and aluminum oil pan...All designed to prolong engine life and smooth operation on hot days.

APPLICATION	PART NO.
A1, A2, A3 4-Cyl.....	53-4123.180
Audi A4 1.8T, Beetle, Golf IV, Jetta IV.....	53-4123.180.1
Passat B5 1.8t	53-4123.180.1





WHAT MAKES K&N OIL FILTERS BETTER?

The K&N Performance Gold® Oil Filter has been constructed from the ground up to satisfy the high performance needs of race car owners and drivers, as well as the average vehicle owner who wants the very best oil filter available. Our oil filter's efficiency rating meets or exceeds the requirements of high performance automotive engine builders. The heavy duty construction provides over 550 PSI hydrostatic burst*, and helps reduce the risk of rock and stone damage.

The real quality isn't just on the outside... the inner filter element traps contaminant as small as 10 to 20 microns in size. We use metal top end caps instead of paper to ensure that no unfiltered oil can get back into the system. The solid construction allows for oil flow rates between 12-16 gpm (depending on filter size), and is unaffected by racing fuels. All K&N Performance Gold® Oil Filters are manufactured to exacting engineering standards. They are covered by a limited warranty to be free from defects in materials and workmanship when installed and replaced using engine and equipment manufacturers recommended service interval.

*Based on HP-3001 performance test

Please call for availability and pricing.

K&N AIR FILTERS

The K&N Air Filter is a permanent hi-performance air filter which can be cleaned, re-oiled and used many times over. These low restriction air filters allow the engine to breath more freely, which means better throttle response as well as more power throughout the rpm range. The K&N name is well-known in racing, off-road, and hi-performance street use. All K&N filters are 50-state legal.



Sturdy 1" wrench nut makes removal quick and easy

Drilled safety wire holes for racing

Metal leaf spring provides a positive seal between element and lid

Heavy-duty construction provides over 550 PSI hydrostatic burst strength*

Resin-impregnated filter media provides maximum filtering surface for contaminant removal

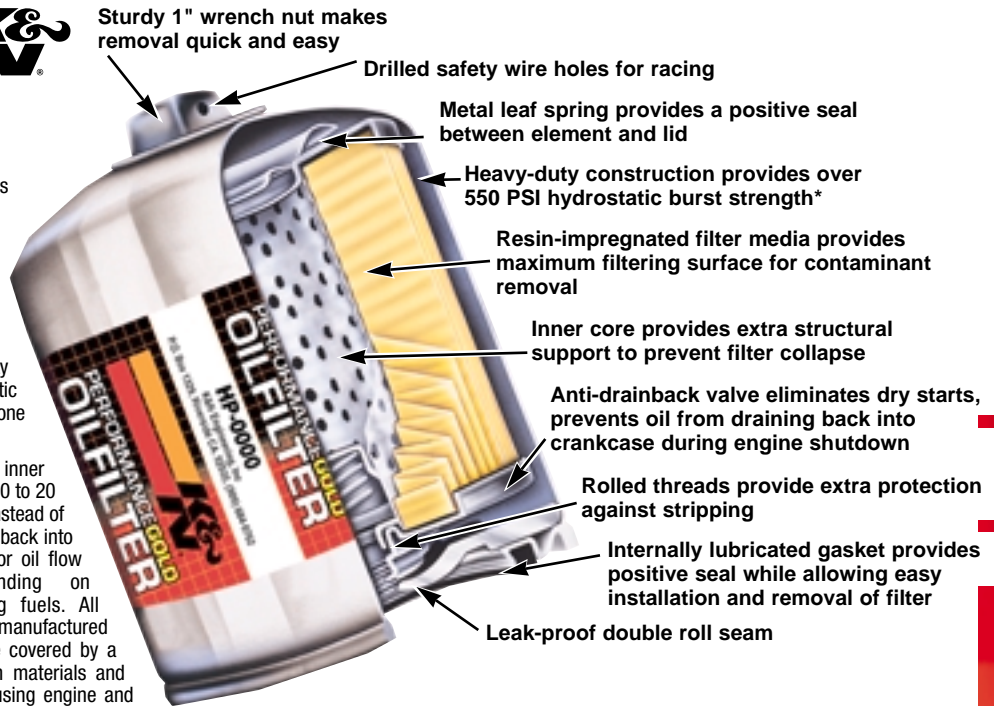
Inner core provides extra structural support to prevent filter collapse

Anti-drainback valve eliminates dry starts, prevents oil from draining back into crankcase during engine shutdown

Rolled threads provide extra protection against stripping

Internally lubricated gasket provides positive seal while allowing easy installation and removal of filter

Leak-proof double roll seam



APPLICATION

PART NO.

ACURA

Integra 1990-93	28-33.2028
Legend 3.2L V6 1991-95	28-33.2089
CL 3.2L V6 2001	28-33.2133
CL S 3.2L V6 2001	28-33.2178
TL 3.2L V6 1999-02	28-33.2133
NSX All	28-33.2713
RSX All 2002	28-E.2429

AUDI

A4 All 1996-01	28-33.2125
A4 All 2002-up	28-33.2209
S4 All 2000-02	28-33.2125
TT 1999-up	28-33.2128

HONDA

Accord 1990-93	28-33.2613
Accord 1995-97 4-Cyl	28-33.2071
Accord 1998-02 4-Cyl	28-33.2124
Accord 1998-02 6-Cyl	28-33.2133
Civic/CRX 1988-91	28-33.2025
Civic 1992-95	28-33.2047
Civic 1996-00 HX, EX	28-33.2104
Civic Si 2002	28-E.2429
del Sol SOHC 1992-96	28-33.2047
Prelude 1992-01	28-33.2090
S2000	28-E.2435

VW

Beetle All 1998-up	28-33.2128
Corrado G60, VR6	28-33.2029
Fox Thru 1989	28-33.2002
Golf II, Jetta II, 1985-87 8V, 1987-89 1.8L 16V	28-33.2001
Golf II, Jetta II, 1988-92 8V, With Digifant injection	28-33.2029
Golf II, Jetta II, 1990-92 2.0L 16V	28-33.2029
Golf III, Jetta III, All	28-33.2069
Golf IV, Jetta IV, All	28-33.2128
Passat Thru 1997	28-33.2029
Passat All 1998-up	28-33.2125
Rabbit, Scirocco I & II, Jetta I With FI	28-33.2002



K&N RECHARGER KIT

The Recharger Kit is a necessary kit for your K&N filter. Kit includes a 6.5oz. spray oil and a 12oz. spray cleaner. Includes instructions on proper cleaning and re-oiling.

PART NO.28-99.5000

NOTE: All engine modification parts (except those that are EXEMPT) are only for racing vehicles which may never be used upon a public street or highway in the USA. Our release form stating: Name, address, vehicle year, make, model, license number, VIN number, and signed by purchaser must accompany all orders before order can be shipped. Parts with EXEMPT number are LEGAL IN ALL 50-STATES, and are NOT subject to above. Black anodized aluminum exemption plate included with these parts.

At NEUSPEED, we are working to make All our high-performance engine products street legal in all 50-states. So far, we have invested thousands of dollars, and hundreds of man-hours in order to pass the stringent California ARB and EPA testing. So far, the following NEUSPEED products have passed the tests, receiving exemptions: Corrado HP Kit #D236-3; All P-Chips #D-236-6; Corrado Supercharger Cam 8V and 16V 1.8L, 2.0L Cams #D-236-2 and #D-236-7; and P-Flo #D-236-8. NEUSPEED leads the way in making true hi-performance products, responsible products!

NEUSPEED®

2003 CATALOG



NEUSPEED®



**Automotive
Performance
Systems, Inc.**

805-388-7171

IND

NEUMANN DISTRIBUTING

805-388-8111

www.neuspeed.com
3300 Corte Malpaso, Camarillo California 93012

...The final touch for under-hood detailing.

VW WINDSHIELD WASHER CAP

The NEUSPEED Windshield Washer Bottle Cap is CNC machined from a solid billet of 6061 T6 aluminum. Features an engraved NEUSPEED logo, and comes in a highly polished finish.

APPLICATION **PART NO.**
 Golf IV, Jetta IV, Beetle95.10.53P



VW BILLET ALUMINUM STRUT BEARING CAP



The NEUSPEED Strut Bearing Cap is CNC machined from a solid billet of 6061 T6 aluminum. Features an engraved NEUSPEED logo, and comes in a highly polished finish.

APPLICATION **PART NO.**
 Corrado, Golf II, Jetta II,
 Golf III, Jetta III95.10.50P
 Golf IV, Jetta IV95.10.51P



VW BILLET ALUMINUM OIL CAP



The NEUSPEED Oil Cap is CNC machined from a solid billet of 6061 T6 aluminum. Features an engraved NEUSPEED logo, and comes in a highly polished finish. Fits all 4-cylinder Golf II, III, IV, Jetta II, III, IV, Beetle, Passat, Scirocco II and Corrado. Can also fit Golf I (Rabbit), Jetta I and Scirocco I by purchasing a later model oil cap from your VW dealer.

PART NO.95.10.55P



VW POWER STEERING CAP

The NEUSPEED Power Steering Cap is CNC machined from a solid billet of 6061 T6 aluminum. Features an engraved NEUSPEED logo, and comes in a highly polished finish.



APPLICATION **PART NO.**
 Golf III, Jetta III, Passat B495.10.58P
 Golf IV, Jetta IV, Beetle, Passat B595.10.59P

VW WATER RESERVOIR CAP

The NEUSPEED Water Reservoir Cap is CNC machined from a solid billet of 6061 T6 aluminum. Features an engraved NEUSPEED logo, and comes in a highly polished finish.



APPLICATION **PART NO.**
 Golf III, Jetta III, Passat B495.10.56P
 Golf IV, Jetta IV, Beetle, Passat B595.10.57P

HONDA BILLET ALUMINUM OIL CAP

The NEUSPEED Oil Cap is CNC machined from a solid billet of 6061 T6 aluminum into a striking, easy-to-turn design with NEUSPEED logo.

APPLICATION **PART NO.**
 All 1990-02 Acura Integras,
 1988-00 Honda Civic, CRX,
 del Sol, Prelude, Accord,
 All RSX, Civic 2001-up95.20.08



VW REAR EMBLEM

The NEUSPEED Rear Emblem is CNC machined from a solid billet of 6061 T6 aluminum. Features engraved NEUSPEED logo around the edge to match the other caps, the distinctive "N" in the center and comes in a highly polished finish.

APPLICATION **PART NO.**
 Golf IV95.10.54P




VW DIPSTICK CAP

The NEUSPEED Dip Stick Cap is CNC machined from a solid billet of 6061 T6 aluminum. Features engraved NEUSPEED logo, and comes in a highly polished finish.

APPLICATION **POLISHED PART NO.**
 Golf IV, Jetta IV, Beetle95.10.52P
 (exc. VR6 engine)



Dead Pedal



Auto Trans Kit

VW BILLET ALUMINUM PEDAL SET

This is a truly full billet aluminum pedal set! CNC machined from a solid block of 6061 T6 aluminum, *NEUSPEED* design has a good no-slip pattern (do not use with bare feet). They are especially made to replace the stock pedal covers (clutch, brake and gas) by **bolting** in place – so you don't have to worry about flimsy brackets falling off or bending, no crooked pedal covers – these pedals are the ultimate! They have a bright, precision-machined finish – for the real race-look and feel. Manual trans kit includes clutch, brake and gas pedal. Auto trans kit includes brake and gas pedal

APPLICATION	PART NO.
Golf III, Jetta III	95.10.40
Golf III, Jetta III w/ auto trans	95.10.44
Golf IV, Jetta IV, Beetle	95.10.41
Golf IV, Jetta IV, Beetle w/ auto trans	95.10.45
Golf IV, Jetta IV, Beetle - Billet Foot Rest	95.10.43



Manual Trans Kit



Small Battery Hold-Down



Large Battery Hold-Down

HONDA BATTERY HOLD-DOWN

The *NEUSPEED* battery hold down bracket is CNC machined from 6061 T6 billet aluminum. Its distinctive sculptured design will enhance your engine compartment with its highly polished finish, and engraved *NEUSPEED* logo. Fits most all Honda cars – to be sure it fits yours, check the battery width dimensions below.

APPLICATION	PART NO.
Battery width 5 1/8", fits Integra 1990-01, Civic 1992-00 and S2000	95.20.04P
Battery width 6 3/4"	95.20.05P
Civic 2001-up	95.20.06P
RSX (incl. Type-S)	95.20.07P

BILLET ALUMINUM LICENSE PLATE BOLT HOLE COVER

CNC machined from solid billet aluminum with engraved *NEUSPEED* logo and polished to a brilliant shine, this is the perfect part to cover the ugly factory front license plate holes in your bumper cap.

APPLICATION	PART NO.
Honda, 8.312" C to C	95.20.03P



POLISHED BILLET LICENSE PLATE FRAME

Another jewel for your car. . . a license plate frame CNC machined from a solid piece of 6061T6 aluminum, engraved with *NEUSPEED* logo and finished with a high polish.

PART NO.	93.00.14P
---------------	-----------





NEUSPEED HARNESS PADS

Available in black, red and yellow. Sold in pairs.

APPLICATION	PART NO.
Black	3-93.00.20B
Red	3-93.00.20R
Yellow	3-93.00.20Y



NEUSPEED MUG

This beautiful mug features a black finish with accenting light gray and bright red NEUSPEED logos kiln fired to a gloss finish.

PART NO.	93.00.15
---------------	----------



VW INTERIOR AIR FILTER

Superior air flow and larger size permits use with air conditioning. Breathe clean, fresh air and keep interior clean – not junk scooped up from the road – filters pollen, bacteria, dust, grit and soot. First-time purchasers get a permanent mounting housing and the filter element. Then, filters can be ordered separately when needed. Kit includes filter, adapter housing, and instructions for easy mounting.

APPLICATION	PART NO.
Corrado, Golf II, Jetta II Kit.....	25-431511
Replacement filter	25-431011
Golf III, Jetta III Kit	25-53.25.21
Replacement filter	25-53.52.21

NEUSPEED MINIATURE SPRING PAPER WEIGHT

This miniature NEUSPEED spring is an exact duplicate – progressive wind, finished ends and the NEUSPEED logo. Ideal as a paper weight, pencil holder or conversation piece, etc. Measures 4³/₈-inches high, 2¹/₂-inches diameter. Gloss powder-coated finish with NEUSPEED logo. Available in red and yellow. Specify color when ordering.

APPLICATION	PART NO.
Red	93.00.13R
Yellow	93.00.13Y



NEUSPEED FLOOR MATS

Due to popular demand, NEUSPEED custom floor mats are available in a variety of mat colors and NEUSPEED logo. Each mat is custom tailored for a perfect fit, and the non-slip rubber backing keeps them in place. The NEUSPEED logo is embroidered into the mat and special interlocking stitching and serged binding add the final touch of quality. When ordering the NEUSPEED mats, please state: Year, make, model, mat color, NEUSPEED logo color, standard or automatic trans, two or four piece set.



MHW ALUMINUM DOOR LOCK PINS

Billet style aluminum door lock pins are available in two designs: Straight with knurled top, and grooved button top. Fits all Volkswagens through Golf III & Jetta III. Does not fit Golf IV, Jetta IV or Beetle.

AVAILABILITY	PART NO.
Straight	25-MHW.ST
Button-Top	25-MHW.BU

NEUSPEED BANNER

The NEUSPEED banner measures 6' X 2' and is ideal for shop, showroom or racing decorations. The NEUSPEED logo is available in red, yellow and silver on heavy-duty vinyl with double stitched edges on a black background. Brass eyelets on top and bottom make hanging easy and keep banner taught.

APPLICATION	PART NO.
Red	3-93.00.16R
Yellow	3-93.00.16Y
Silver	3-93.00.16S



NEUSPEED BADGE

The NEUSPEED badge is custom made in Germany with fine precision molding. Six inches long, it's ideal for placement on a rear panel, etc. Features black background with red or yellow raised NEUSPEED logo. Specify color when ordering.



APPLICATION	PART NO.
Red	3-93.00.18R
Yellow	3-93.00.18Y



NEUSPEED DECALS

NEUSPEED...the mark of quality! Available in three sizes and seven bright colors. Red, yellow, white, blue, green, black or silver computer generated individual letters all properly spaced and ready to apply: 3", 6" or 9" in length and special large lengths (suitable for racing or on windshield), available in 39", 62", and 84" long. SUGGESTION: Overlap contrasting colors to make unique appearance. Specify size and color when ordering. The script "Racing" decal can be used many ways: With the NEUSPEED decal or by itself. Available in ALL our popular colors: red, yellow, white, blue, orange, green, black or silver.

APPLICATION	PART NO.
3"	93.00.01
6"	93.00.02
9"	93.00.03
39"	93.00.07
62"	93.00.05
84"	93.00.08
"Racing"	
11"	93.00.11



LICENSE PLATE FRAMES

These frames are molded in hi-impact black satin plastic with hi-gloss, raised NEUSPEED letters in your choice of red, yellow, white, blue, green, or silver lettering. Specify color when ordering.

PART NO.....	93.00.12
--------------	----------



VW EURO BADGES

If you want to be seen with the right name plate, APS imports these Euro badges. Fits stock hole location or stick-on, easy change.

APPLICATION	BADGE	PART NO.
AUDI		
A4	T	25-500.020.231
VW		
Golf III	Golf GTI	25-853.687.AD
Golf III (Grille Badge)	GTI	25-853.679.E
Golf IV	VW Trunk Emblem (Black)	25-500.100.801
Golf IV, Jetta IV	VW Front Grill Emblem (Black)	25-500.100.800
Jetta III	Vento GT	25-853.687.AB
Jetta III	Vento GLX	25-853.687.AF
Jetta IV	BORA	25-500.100.710
Passat B5	1.8T	25-500.100.600
Scirocco I	SCIROCCO GTI	25-853.687.A
Scirocco II	SCIROCCO GTI	25-853.687.D

NEUSPEED POLO SHIRTS

NEUSPEED Polos combine the highest quality with maximum comfort and breathability. NEUSPEED Polos are a pique style with a roomy fit and added length for optimal wearing comfort. Top stitched details and impeccable construction create a quality garment you'll enjoy for years to come. Each polo is precision embroidered with a red & yellow NEUSPEED Racing logo. These high quality shirts are available in Gray, Navy and White, sizes Med. - XXL. Please specify color and size when ordering.

	PART NO.
Gray.....	S20012
Navy.....	S20010
White.....	S20017



NEUSPEED SWEATSHIRTS

The NEUSPEED Crew Sweatshirt is made with a heavy 11 oz. cotton that will keep you warm in style with stretch cuffs and waist band. Each sweatshirt is precision embroidered with a red & yellow NEUSPEED Racing logo and available in Gray, Navy or White, sizes Med. - XXL. Please specify color and size when ordering.

	PART NO.
Gray.....	93.06.06
Navy.....	93.06.02
White.....	93.06.04

NEUSPEED CLASSIC T-SHIRT

A high quality white cotton "T" with red NEUSPEED logo on front and back. Available in Med.- XXL. Please specify size when ordering .

PART NO.	93.10.02
-----------------------	----------



NEUSPEED CAP

The NEUSPEED cap is a lower-profile cap with an adjustable band, one size fits all. Available in black with a precision embroidered red & yellow NEUSPEED Racing logo.

PART NO.	93.00.19
-----------------------	----------



NEUSPEED®

2003 CATALOG



NEUSPEED®



**Automotive
Performance
Systems, Inc.**

805-388-7171



IND

NEUMANN DISTRIBUTING

805-388-8111

www.neuspeed.com
3300 Corte Malpaso, Camarillo California 93012



**We carry the complete line of Momo Corse products.
Please call for availability and pricing.**



**MOMO CORSE TUNING
PEDAL COVERS**

Momo 3-piece Tuning Pedal kits available in the following color combinations. Matching drivers foot rest also available.

APPLICATION	PART NO.
Aluminum/black pad	10-MC.TU1111
Foot Rest Aluminum/black pad	10-MC.TU1121
Aluminum/yellow pad	10-MC.TU1113
Foot Rest Aluminum/yellow pad	10-MC.TU1123
Aluminum/red pad	10-MC.TU1112
Foot Rest Aluminum/red pad	10-MC.TU1122
Aluminum/gray pad	10-MC.TU1114
Foot Rest Aluminum/gray pad	10-MC.TU1124
Aluminum/blue pad	10-MC.TU1118
Foot Rest Aluminum/blue pad	10-MC.TU1125
Carbon Look/yellow pad	10-MC.TU1116
Foot Rest Carbon Look/yellow pad	10-MC.TU1133
Carbon Look/red pad	10-MC.TU1115
Foot Rest Carbon Look/red pad	10-MC.TU1132
Carbon Look/gray pad	10-MC.TU1117
Foot Rest Carbon Look/gray pad	10-MC.TU1134
Carbon Look/blue pad	10-MC.TU1119
Foot Rest Carbon Look/blue pad	10-MC.TU1135



**MOMO CORSE TUNING
CHALLENGER PEDAL COVERS**

Momo 3-piece Challenger pedal kit, for manual transmission equipped vehicles, is available in the following color combination.

APPLICATION	PART NO.
Aluminum/black pad	10-MC.CH1111



**MOMO CORSE TUNING
LE MANS PEDAL COVERS**

Momo 3-piece Le Mans Pedal kit, for manual transmission equipped vehicles, is available in the following color combination.

APPLICATION	PART NO.
Aluminum/black pad	10-MC.LE1111



**MOMOCORSE TUNING
GRAND PRIX PEDAL COVERS**

Momo 3-piece Grand Prix Pedal kits, for manual transmission equipped vehicles, are available in the following color combinations.

APPLICATION	PART NO.
Mat finish aluminum/black pad	10-MC.GPM1111
Mat finish aluminum/red pad	10-MC.GPM1112
Mat finish aluminum/blue pad	10-MC.GPM1115
Shiny aluminum/black pad	10-MC.GPS1111
Shiny aluminum/red pad	10-MC.GPS1112
Shiny aluminum/blue pad	10-MC.GPS1115

Momo 2-piece Grand Prix Pedal kits, for automatic transmission equipped vehicles, are available in the following color combinations.

APPLICATION	PART NO.
Mat finish aluminum/black pad	10-MC.GPA1111
Mat finish aluminum/red pad	10-MC.GPA1112
Mat finish aluminum/blue pad	10-MC.GPA1115



...continued

MOMO CORSE GRIP PEDAL COVERS

Momo 3-piece Grip Pedal kits available in the following color combinations. Matching drivers foot rest also available.


APPLICATION	PART NO.
Aluminum	10-MC.GR1111
Foot Rest Aluminum	10-MC.GRBDALUM
Yellow	10-MC.GR1113
Foot Rest Yellow	10-MC.GRBDYEL
Red	10-MC.GR1112
Foot Rest Red	10-MC.GRBDRED
Blue	10-MC.GR1118
Foot Rest Blue	10-MC.GRBDBLUE



MOMO CORSE SUPERTURISMO PEDAL COVERS

Momo 3-piece Superturismo Pedal kits available in the following color combinations.

APPLICATION	PART NO.
Aluminum/no pad	10-MC.SU1111
Aluminum/black pad	10-MC.SU1112
Aluminum/red pad	10-MC.SU1113
Aluminum/yellow pad	10-MC.SU1114



MOMO DOOR SILLS

Momo universal aluminum door sills. Easy installation, no drilling required.


APPLICATION	PART NO.
Diamond Cut 21"	10-MC.DS1111
Carbon 21"	10-MC.DS1112
Straight Weave 21"	10-MC.DS1113
Polish 21"	10-MC.DS1114
Brushed 21"	10-MC.DS1115
Diamond Cut 27.5"	10-MC.DSL1111
Carbon 27.5"	10-MC.DSL1112
Straight Weave 27.5"	10-MC.DSL1113
Polish 27.5"	10-MC.DSL1114
Brushed 27.5"	10-MC.DSL1115



MOMO HARNESS PADS

MOMO 2" harness pads. Available in Black, Blue, Red and Yellow with MOMO or CORSE logo.

COLOR	LOGO	PART NO.
Black	CORSE	10-MC.R1830BLK.C
	MOMO	10-MC.R1830BLK.M
Blue	CORSE	10-MC.R1830BLU.C
	MOMO	10-MC.R1830BLU.M
Red	CORSE	10-MC.R1830RED.C
	MOMO	10-MC.R1830RED.M
Yellow	CORSE	10-MC.R1830YEL.C
	MOMO	10-MC.R1830YEL.M



MOMO UNIVERSAL FLOOR MATS

Momo universal floor mats with heel pad. This 4-piece mat set is ultra thick and has a rubber backing. Mats are available in black or gray with the Momo logo insert in aluminum or carbon look.

PLEASE CALL FOR AVAILABILITY AND PRICE.

MOMO SHIFT KNOBS

Momo genuine hand-sewn leather, wood, carbon-fiber-look, and aluminum shift knobs form-fit your grip and add that finishing touch to your interior by complementing and matching your Momo steering wheel. Fits all shift levers with universal set-screw attachment and finishing ring.

APPLICATION	PART NO.
A. Action, Aluminum/Black Leather	10-ACTBK1
B. Action, Aluminum/Carbon Look	10-ACTCBN
C. Action, Aluminum/Briar Wood Look	10-ACTBRR
D. Aluminum Sport, Aluminum	10-ALUSP
E. Automatic Aluminum for Automatic Transmissions	10-AUTOALU
F. Automatic Aluminum/Black Leather for Auto. Trans.	10-AUTOBK1
G. Cobra, Aluminum/Black Leather	10-COBK1
H. Cobra, Aluminum/Carbon Look	10-COCBN
I. Cobra, Aluminum/Briar Wood Look	10-COBRR
J. Combat, Black Leather/Blue Insert	10-CTBLU
K. Combat, Black Leather/Red Insert	10-CTRED
L. Combat, Black Leather/Silver Insert	10-CTSIL
M. Combat, Black Leather/Yellow Insert	10-CTYEL
N. Combat, Black Leather/Carbon Look Insert	10-CTCBN
O. Combat, Black Leather/Briar Wood Look Insert	10-CTBRR
P. Combat Metal, Black Leather/Blue Metal Insert	10-CTMBLU
Q. Combat Metal, Black Leather/Red Metal Insert	10-CTMRD



A



B



C



D



E



F



G



H



I



J



K



L



M



N



O



P



Q

...continued

MOMO SHIFT KNOBS

APPLICATION	PART NO.
R. Crystal, Aluminum/Clear Plexiglas	10-CRYSTAL
S. Crystal, Aluminum/Gray Plexiglas	10-CRYGRAY
T. Crystal, Aluminum/Blue Plexiglas	10-CRYBLU
U. Crystal, Aluminum/Red Plexiglas	10-CRYRED
V. Competition, Aluminum	10-ALUCO
W. F16, Aluminum/Black Leather	10-F16BK1
X. F16, Aluminum/Blue Leather	10-F16BLU
Y. F16, Aluminum/Red Leather	10-F16RED
Z. F16, Aluminum/Yellow Leather	10-F16YEL
AA. F16, Aluminum/Carbon Look	10-F16CBN
BB. F16, Aluminum/Mahogany Wood	10-F16ZB0
CC. F16, Black Aluminum/Blue Leather	10-F16BKBU
DD. F16, Black Aluminum/Red Leather	10-F16BKR
EE. F16, Black Aluminum/Yellow Leather	10-F16BKY
FF. King Metal, Aluminum	10-KINALU
GG. King Metal, Blue Aluminum	10-KINBLU
HH. King Metal, Red Aluminum	10-KINRED
II. Phantom, Black Leather/Silver Finish	10-PHBK1
JJ. Phantom, Carbon Look/Silver Finish	10-PHCBN
KK. Race, Aluminum Satin Finish	10-ALURAC
LL. Race Carbon, Aluminum/Carbon Look	10-RACCBN
MM. Race Airleather, Black Airleather	10-RACAIR
NN. Race Airleather Aluminum, Aluminum/Black Airleather	10-ALUAIR
OO. Race Airleather Aluminum, Aluminum/Blue Airleather	10-RACABLU
PP. Race Airleather Aluminum, Aluminum/Red Airleather	10-RACARED
QQ. Race Airleather Aluminum, Aluminum/Yellow Airleather	10-RACAYEL
RR. Race Airleather Black, Black Aluminum/Blue Airleather	10-RACBBLU
SS. Race Airleather Black, Black Aluminum/Red Airleather	10-RACBRED
TT. Race Airleather Black, Black Aluminum/Yellow Airleather	10-RACBYEL
UU. Race Airleather Metal, Black Leather/Blue Aluminum	10-RACMBLU
VV. Race Airleather Metal, Black Leather/Red Aluminum	10-RACMRED
WW. Race Airleather Metal, Black Leather/Gold Aluminum	10-RACMYEL
XX. Raptor, Aluminum, Carbon Look	10-RAPCBN
YY. Raptor, Aluminum, Black Leather	10-RAPBLK
ZZ. Raptor, Aluminum, Blue Leather	10-RAPBLU
AAA. Raptor, Aluminum, Red Leather	10-RAPRED
BBB. Raptor, Aluminum, Silver Leather	10-RAPSIL
CCC. Raptor, Aluminum, Yellow Leather	10-RAPYEL
DDD. Raptor, Aluminum, Mahogany Look	10-RAPWOOD
EEE. Raptor, Aluminum, Black Alcantara	10-RAPABLK
FFF. Raptor, Aluminum, Blue Alcantara	10-RAPABLU
GGG. Raptor, Aluminum, Gray Alcantara	10-RAPAGRAY
HHH. Raptor, Aluminum, Red Alcantara	10-RAPARED
III. Shadow, Black Airleather/Carbon Look	10-SUBKCA
JJJ. Short Anatomic, Black Leather	10-ASBK1
KKK. Short Anatomic, Zebrano	10-ASZB0
LLL. Shot Black Carbon	10-SHTCBN
MMM. Shot Silver Carbon	10-SHTSIL
NNN. Sphere, Aluminum	10-SPHALU
OOO. Sphere, Black Leather	10-SPHBLK
PPP. Sphere, Chrome Aluminum, Wood Insert	10-SPHCHR
QQQ. Sphere, Mahogany Wood	10-SPHWOOD
RRR. Super Anatomic, Black Leather	10-SUBK1
SSS. Super Anatomic, Zebrano	10-SUZB0
TTT. Tomahawk Aluminum, Black Leather	10-TOMBK1
UUU. Tomahawk Aluminum, Blue Leather	10-TOMBLU
VVV. Tomahawk Aluminum, Red Leather	10-TOMRED
WWW. Tomahawk Aluminum, Wood	10-TOMWOOD
XXX. Tomahawk Aluminum, Yellow Leather	10-TOMYEL





U



V



W



X



Y



Z



DD



EE



FF



GG



HH



II



MM



NN



OO



PP



QQ



RR



VV



WW



XX



YY



ZZ



AAA



EEE



FFF



GGG



HHH



III



JJJ



NNN



OOO



PPP



QQQ



RRR



SSS



WWW



XXX



MOMO STEERING WHEELS

A Momo steering wheel is pure luxury in your hands. Each handcrafted steering wheel is made from the finest leather, wood and metal available. Starting with a precision aluminum stamping, Momo adds comfortable padding with hand-sewn top-grade leather or a rich wood is fitted and smoothed to perfection. Even the hand-painting of the horn button screams quality throughout production. All Momo steering wheels meet their exact manufacturing standards, and attention to every detail. For mounting, the Momo safety hub adapter, which is available for most applications, perfectly fits your vehicle, while eliminating the usual horn or directional signal problems. Designed to collapse upon impact, Momo hub adapters exceed all safety standards including the ultra-strict German TUV, and are available for most domestic and imported cars and trucks. When ordering, specify style name, diameter, color, color of stitching, wood or leather, silver or black spokes, pad if optional, year, make and model of vehicle. **Not for use on airbag equipped vehicles.**

APPLICATION

PART NO.

- APACHE:** In the following colors and sizes.
 Black leather, black center
 Dia. 13.3"10-APA34BK1B
 Black leather, gold center
 Dia. 13.3"10-APA34BK1G
 Black/red leather, red center
 Dia. 13.3"10-APA34RD1R
 Black/blue leather, blue center
 Dia. 13.3"10-APA34BU1BU

- CHAMPION:** Black leather, gray spokes.
 Dia. 13.8"10-CHA35BK0B

- CLUB 4:** Black leather, padded center.
 Dia. 14.2"10-CL436BK0B

- COMMANDO:**
 Black/blue leather, blue center
 Dia. 13.8"10-CMD35BK0BU
 Black/red leather, red center
 Dia. 13.8"10-CMD35BK0R
 Black/gray leather, gray center
 Dia. 13.8"10-CMD35BK0G
 Black/yellow leather, yellow center
 Dia. 13.8"10-CMD35BK0Y

- COMPETITION:** Black leather, black spokes.
 Dia. 13.8"10-COM35BK0B

- CORSE:** Black leather, black spokes in the following sizes.
 Dia. 12.6"10-COR32BK1B
 Dia. 13.8"10-COR35BK1B

- DRIVER:** Black leather, black spokes.
 Dia. 13.8"10-DRV35BK0B

- FASHION:** Black leather, zebrano.
 Dia. 13.8"10-FAS35BKZB

- FIGHTER:** Black leather, gray spokes.
 Dia. 13.8"10-FGT35BK1B

- FIGHTER ZEBRANO:** Black leather, zebrano, gray spokes.
 Dia. 13.8"10-FGT35BKZB

- JET:** Black leather, black carbon fiber.
 Dia. 13.8"10-JET35BK0B

- JET SILVER:** Silver leather, silver carbon fiber.
 Dia. 13.8"10-JET35SSLOB

- MILLENNIUM:** Black leather, polished spokes.
 Dia. 13.8"10-MIL35BK1P

- MONTE CARLO:** Black leather, black spokes in the following sizes.
 Dia. 12.6"10-MCL32BK1B
 Dia. 13.8"10-MCL35BK1B

- OLYMPIC 2000:** Black leather, zebrano, padded center.
 Dia. 14.4"10-OL236BKZB

- RACE:** Black leather, gray spokes in the following sizes.
 Dia. 13.8"10-RCE35BK1B

- RACE METAL:** In the following colors and sizes.
 Black leather, blue center
 12.6"10-RCM32BK2BU
 13.8"10-RCM35BK1BU
 Black leather, red center
 12.6"10-RCM32BK1R
 13.8"10-RCM35BK1R
 Black leather, gold center
 12.6"10-RCM32BK1G
 13.8"10-RCM35BK1G



APACHE



COMMANDO

- RACING LINE:** Black leather, black spokes in the following sizes.
 Dia. 12.6"10-RAC32BK0B
 Dia. 13.8"10-RAC35BK0B

- RUNNER:** Black leather, padded center.
 Dia. 14.2"10-RUN36BK1B

- SHUTTLE:** Black leather, black spokes in the following sizes.
 Dia. 12.6"10-SHU32BK0B
 Dia. 13.8"10-SHU35BK0B

- TEAM:** Black leather, black spokes in the following sizes.
 Dia. 11.0"10-TEA28BK0B
 Dia. 11.8"10-TEA30BK0B

- THUNDER:** Black leather Carbon look spokes in the following sizes.
 Dia. 12.6"10-THU32BK1B
 Dia. 13.8"10-THU35BK1B

- TOP POWER:** All with black spokes in the following colors and sizes.
 Black leather
 Dia. 11.8"10-TOP30BK0B
 Dia. 13.8"10-TOP35BK1B
 Black/Red leather
 Dia. 11.8"10-TOP30BK3B
 Dia. 13.8"10-TOP35BK3B
 Black/Yellow leather
 Dia. 11.8"10-TOP30BK4B
 Dia. 13.8"10-TOP35BK4B
 Black/Gray leather, silver spokes
 Dia. 11.8"10-TOP30BK6B
 Dia. 13.8"10-TOP35BK6B

- TORNADO:** All with black spokes in the following colors and sizes.
 Black leather/Carbon look
 Dia. 12.6"10-TOR32BK1B
 Dia. 13.8"10-TOR35BK1B
 Black leather/Red
 Dia. 12.6"10-TOR32BK3B
 Dia. 13.8"10-TOR35BK3B
 Black leather/Yellow
 Dia. 12.6"10-TOR32BK4B
 Dia. 13.8"10-TOR35BK4B
 Black leather/Silver
 Dia. 12.6"10-TOR32BK6B
 Dia. 13.8"10-TOR35BK6B

- TREK:** In the following colors and sizes.
 Black leather, black alcantara
 Dia. 13.8"10-TRK35BK0B
 Black leather, blue alcantara
 Dia. 13.8"10-TRK35BK0BU
 Black leather, grey alcantara
 Dia. 13.8"10-TRK35BK0G
 Black leather, red alcantara
 Dia. 13.8"10-TRK35BK0R



CHAMPION



CLUB 4



COMPETITION



CORSE



FASHION



FIGHTER



FIGHTER ZEBRANO



DRIVER



MILLENNIUM



MONTE CARLO



OLYMPIC 2000



RACE



RACE METAL



RACING LINE



RUNNER



SHUTTLE



TEAM



THUNDER



TOP POWER



TORNADO



TREK



MOMO F1 CONCEPT HORN BUTTON

Fits most Momo Steering wheels as a direct replacement of the Momo horn button. Fastens to Momo Steering wheel with three mounting screws which go through to hub adapter. Available in carbon-fiber, silver or black to match steering wheel. A 1/2-inch red button activates horn.

APPLICATION	PART NO.
Carbon	10-F1CCBN
Black.....	10-F1CBLK
Silver.....	10-F1CSIL



MOMO SHIFT BOOTS

Replace your worn out stock boot with a new genuine leather Momo Shift Boot to match your steering wheel and shift knob. Threads onto Momo Knob.

ENDURANCE SHIFT BOOT

APPLICATION	PART NO.
Endurance, black	10-SKB.END1
Endurance, red	10-SKB.END3
Endurance, yellow	10-SKB.END4
Endurance, gray	10-SKB.END6
Endurance, blue	10-SKB.END7

ENDURANCE FINISHING RING REQUIRED WITH ENDURANCE SHIFT BOOT

Endurance finisher, black	10-SKB.ENDADPBK
Endurance finisher, silver	10-SKB.ENDADPSL
Endurance finisher, chrome	10-SKB.ENDADPCR

PERFORMANCE SHIFT BOOT

Performance, black	10-SKB.PER1
Performance, red	10-SKB.PER3
Performance, yellow	10-SKB.PER4
Performance, gray	10-SKB.PER6
Performance, blue	10-SKB.PER7

UNIVERSAL SHIFT BOOT

Universal, black	10-SKBUNI1
Universal, red	10-SKBUNI3
Universal, yellow	10-SKBUNI4
Universal, gray	10-SKBUNI6
Universal, blue	10-SKBUNI7



ENDURANCE SHIFT BOOTS WITH FINISHING RINGS



RED F16 SHIFT KNOB

CHROME ENDURANCE FINISHING RING

RED ENDURANCE SHIFT BOOT



BLACK PERFORMANCE SHIFT BOOT

SCHROTH HARNESS BELTS

Schroth harness belts bolt into existing seat belt anchor points. All original equipment belts are retained. They merge behind the occupant, then buckle to the tail strap. The tail strap then attaches to the original seat belt anchor points on either the C-pillar or the rear seat lap belt. Because of the Schroth ASM system, there are different belts for the LEFT and RIGHT side of the vehicle and cannot be interchanged. Schroth harness belts use the highest quality webbing and hardware. Complete mounting instructions and all hardware included with every belt.

54



RALLYE 3

Schroth Rallye 3 static harness belt has a three-point mounting system with four individual adjusters. A separate buckle between shoulder and tail strap allows for free access to rear seats. Tail strap attaches to C-pillar.

APPLICATION	LEFT	PART NO.	RIGHT
Rallye 3			
Black	53-14100	53-14600	
Rallye 3			
Blue	53-14101	53-14601	
Rallye 3			
Red	53-14142	53-14642	

RALLYE 3A

Schroth Rallye 3A automatic harness belt has a three-point mounting system with three individual adjusters. Tail strap attaches to electrically controlled inertia reel. This provides the advantages of a shoulder harness belt during performance driving, while offering freedom of movement during normal driving. Inertia reel mounts to C-pillar. Each Rallye 3A comes with harness belt, inertia reel, motion sensor, wiring, hardware and instructions

APPLICATION	LEFT	PART NO.	RIGHT
Rallye 3A			
Black	53-11110	53-11610	
Rallye 3A			
Blue	53-11111	53-11611	
Rallye 3A			
Red	53-11112	53-11612	
Rallye 3A			
Yellow	53-11113	53-11613	



SCHROTH STRAP PADS

Schroth strap pads are made of special mono-cellular foam with cotton cover. Prevents belts from cutting into neck and shoulders for maximum comfort. Sold in pairs.

APPLICATION	PART NO.
Black	53-0109
Blue	53-1109
Red	53-2109
Yellow	53-3109

SCHROTH ACCESSORIES

APPLICATION	PART NO.
-------------	----------

- A.) Manual Switch:**
Locks harness belts for street or race use.....53-0096
- B.) Adapter:**
For auto control for use at 'D' mounting point and allows bracket to extend beyond seat.....53-1103
- C.) Strap Adjuster Grips:**
Durable grips help make tensioning of straps quicker and easier. Four per pack.....53-0092

RALLYE 4

Schroth Rallye 4 static harness belt has a four-point mounting system with four individual adjusters. Separation buckle allows for rear seat access. Twin tail strap attaches to stock anchor points of rear seat lap belts.

APPLICATION	LEFT	PART NO.	RIGHT
Rallye 4			
Black	53-16100	53-16600	
Rallye 4			
Blue	53-16101	53-16601	
Rallye 4			
Red	53-16142	53-16642	



NEUSPEED®

2003 CATALOG



NEUSPEED®



**Automotive
Performance
Systems, Inc.**

805-388-7171

IND

NEUMANN DISTRIBUTING

805-388-8111

www.neuspeed.com
3300 Corte Malpaso, Camarillo California 93012



JETTA IV



GOLF II, JETTA II 1985-92



GOLF IV SMOKE



GOLF GTi 1990-92



PASSAT HID



S4 OR LATE MODEL A4

These large European lights give your car a distinctive appearance. Because of their larger size, they are well suited for higher performance bulbs. A 55/60 watt H4 bulb comes standard. A euro city light is featured on all the lights, and the 1982-88 Scirocco II sports a built-in driving light. A new VW grille is also provided for the Jetta I and 1975-81 Scirocco I. Lights come completely assembled on new frames for an easy bolt-on installation. The headlights are a plug-in, driving and running lights must be wired in.

CORRADO WITH EURO HEADLIGHTS AND FOG LAMPS



GOLF IV HID OR HALOGEN



Lighting Technology


DE: Projection type lamp. More power despite smaller light aperture. Hardly any stray light.

HID Xenon: Xenon technology provides 2.5 times the intensity of Halogen light sources and requires only a 35W capsule.

APPLICATION	PART NO.
AUDI	
A4 1999 1/2-01 DE	25-71.02.17*
A4 1999 1/2-01 HID (Gas Discharge).....	25-71.02.18*
S4 2000-02 HID lens assembly	25-71.02.19
VW	
Corrado G60/VR6.....	25-71.10.20
Golf II, Jetta II 1985-92 Aero Light.....	25-71.10.18
Golf IV, Smoke W/Fog Light.....	25-71.10.71
Golf IV Halogen.....	25-71.10.73
Golf IV HID (Gas Discharge).....	25-71.10.72
Jetta IV Clear W/Fog Light	25-71.10.70
Passat 1990-94 Smoke	25-71.10.41
Passat 1995-97.....	25-71.10.42
Passat 1998-01 1/2 HID (Gas Discharge).....	25-71.10.64
Passat 2001 1/2-up HID (Gas Discharge).....	25-71.10.65
Scirocco II, 1982-88.....	25-71.10.15

NOTE: All European headlights are sold AS IS without any warranty, and may not be returned. User assumes all costs and risks associated with these items. Vehicles modified by these parts may no longer be legal on public roads in some states.





• Will fit 1996-99 1/2 A4 models with minor trimming of fender.



CIBIE & HELLA





For those who demand the best, Cibie and Hella have a full range of replacement headlights for all sealed-beam applications. Competition proven by rally and off-road racers around the world, Cibie and Hella headlights feature: Replaceable halogen bulb, lead crystal lens, aluminum coated reflector, precision optics, and produce 100% more light than standard sealed beams. Cibie headlights come standard with a city light bulb and socket. Sold complete with standard headlight bulb, all headlights fit stock mounts and plugs. Cibie and Hella headlights are not certified as meeting any Federal Motor Vehicle Safety Standard. May only be sold for, or used on off-road vehicles which are not licensed for use on public roads.

CIBIE

LIGHT	PART NO.	STYLE	BULB	STANDARD BULB	
				WATTS	RANGE
 4" X 6" (165mm)	5-082401 With City Light	LO HI	H4	55 60	1050' 3250'
	5-082398				
 5 3/4"	5-082372 With City Light	LO HI	H4	55 60	950' 3400'
	5-082369	HI	H1	55	8600'
 7"	5-082438 With City Light	LO HI	H4	55 60	1300' 4500'
 7" X 6" (200mm)	5-082464 With City Light	LO HI	H4	55 60	1400' 4750'

Range = Reflective Range. Does not include fringe illumination capabilities, which will be more with hi-performance bulb.

HELLA

LIGHT	PART NO.	STYLE	BULB	STANDARD BULB	
				WATTS	RANGE
 4" X 6" (165mm)	6-72146	LO HI	H4	55 60	1200' 4250'
	6-72116	HI	H1	55	4400'
 5 3/4"	6-71456	LO HI	H4	55 60	1200' 4050'
	6-71156	HI	H1	55	4200'
 7"	6-70476	LO HI	H4	55 60	1600' 5400'
 7" X 6" (200mm)	6-72206	LO HI	H4	55 60	1700' 5500'

Range = Reflective Range. Does not include fringe illumination capabilities, which will be more with hi-performance bulb.



LAMP COLOR	PART NO.
Green	88-320G
Blue	88-320B
Yellow	88-320Y

CITY LIGHT CONVERSION II

Here is a simple way to add a city light to all H4 bulb powered headlights. The small, wafer-thin frame fits into the H4 socket, then the H4 bulb goes in next, followed by the retaining clips to hold everything in place. The pigtail wires are then connected to the parking lamp circuit. Nothing could be easier, clear bulbs included. Optional COLOR light bulbs are also available.

PART NO......88-71.10.02



VW FOG LIGHT SWITCHES



These factory VW fog light switches fit both early and late model Rabbit, Scirocco I & II, Jetta I & II, Golf, Passat and Fox dash panels. The early model switch that plugs in from behind dash has symbol and lighted ON dot. The later models that

plug in from front of dash feature a three-position switch – this allows you to wire-in a rear fog or extra fog lights – an illuminated symbol and ON dot. Shown L to R.

APPLICATION	PART NO.
1) Early VW A1 Switch that plugs in from behind dash	25-7701
2) Early VW A1 Switch that plugs in from front of dash	25-7702
9) Beetle 1998-up	25-7760
4) Corrado 1990-93	25-7740
6) Corrado 1994-95	25-7725
5) Fox	25-7730
3) Golf II	25-7711

APPLICATION	PART NO.
7) Golf III	25-7750
9) Golf IV	25-7760
3) Jetta II	25-7711
7) Jetta III	25-7750
9) Jetta IV	25-7760
4) Passat 1990-94	25-7740
8) Passat 1995-97	25-7741
9) Passat 1998-up	25-7760

EURO TAIL LIGHTS

A popular item in Germany, we have the smoke and clear tail lights so you can have that Euro look too. They look great with all body colors. Easy bolt-in with no modifications (slight wiring modification required for Golf II). Installation instructions included.

APPLICATION	PART NO.
VW	
Golf II: Smoke	6-81.10.10
Golf III, A-3 Cabrio: Clear	6-81.10.51
Golf III, A-3 Cabrio: Smoke	6-81.10.11
Golf IV: Smoke	6-81.10.56
Jetta III: 1/2 - Smoke, 1/2 - Red	6-81.10.21
Jetta IV: Smoke	6-81.10.70
Jetta IV: Clear	6-81.10.71
Passat sedan 1995-97: Red with Smoke Middle	6-81.10.31



GOLF IV SMOKE

GOLF III CLEAR



GOLF III SMOKE

continued . . .

...continued



HALOGEN BULBS

We have a complete inventory of standard halogen bulbs. Please review the chart to choose the correct bulb for your car. If you are not sure which type of bulb you have, remove the bulb from your car and check the number on the base. Bulbs of different types are not interchangeable!

APPLICATION BULB TYPE	WATTS	PART NO.
H1	55	6-78105
H1	100	6-78110
H2	55	6-78125
H2	100	6-78127
H3	55	6-78135
H3	100	6-78140
H3	130	6-78138
H4	55/60	6-78155
H4	55/100	6-78158
H4	80/100	6-78159
H7	55	6-78175
9004	45/100	6-78177
9004	80/100	6-78179
9005	100	6-78310
9006	80	6-78316
9007	80/100	6-78322



HELLA AIR HORNS

These air horns are powerful and penetrating enough to be heard over any level of road noise. A must on many small cars. The complete air horn kit contains horns, compressor with air filter, tubing, relay, mounting bracket and all necessary hardware for easy installation.

APPLICATION	PART NO.
Dual Unit	6-85105
Triple Unit	6-85100

EURO 16V HEADLIGHT CONVERSION

This is our conversion kit for U.S. 1985-92 Golf II and Jetta II to look like the European version and have much improved lighting. We have engineered this kit to be a complete bolt-on – no other parts required. It comes with the original seven-inch round E-code headlights with 55/60 watt H4 bulbs, and the inner lights are clear driving with 55 watt H3 bulbs. Both bulbs can be up-graded to the high performance bulbs shown below. Everything you need is included for easy installation: All lights, grille, emblem, trim, steel front cross panel, special wiring harness and instructions. Also shown are the optional Kamei upper grille spoiler and lower grille blend.

APPLICATION	PART NO.
Conversion with E-Code	25-71.10.16
Kamei grille spoiler	4-44046
Kamei grille blend	4-44049

HELLA OPTILUX XENON WHITE BULBS

The Hella Optilux Xenon White bulbs are filled with xenon gas. The globe is manufactured from a blue quartz glass allowing the bulbs to simulate the color of actual daylight. Sold in pairs.

APPLICATION BULB TYPE	WATTS	PART NO.
H1	55	6-88850
H1	100	6-88851
H3	55	6-88860
H3	100	6-88861
H4	55/60	6-88880
H4	80/100	6-88881
H7	55	6-88870
H7	100	6-88871
9004	45/65	6-88810
9004	80/100	6-88811
9005	65	6-88820
9005	100	6-88821
9006	55	6-88830
9006	80	6-88831
9007	55/65	6-88840
9007	80/100	6-88841

COLOR INTERIOR LAMPS

APPLICATION	PART NO.
1/4" Length Bulb:	
Red:	88-525R
Green:	88-525G
Blue:	88-525B
3/8" Length Bulb:	
Red:	88-520R
Green:	88-520G
Blue:	88-520B





PASSAT B4 CLEAR CORNER DUMMIES

Give your Passat the Euro look with clear corner dummies. Standard equipment on the Euro version, these corner dummies fit with all U.S or Euro headlights. Fits Passat B4 only.

PART NO.25-73.10.45



EURO SIDE MARKERS

The original German Euro side blinkers (required in Europe), are an excellent safety feature to add to all U.S. vehicles. Very easy to install as some VW models already have proper holes located under the fender badge. Or may be universally used on any vehicle by drilling two holes. Complete instructions, template and wire kit supplied.

For blinker use only, not for continuous lighting.


APPLICATION **PART NO.**

Audi A4/A6/A8 1996-99^{1/2}:	
Clear.....	25-71.02.30
Smoke.....	25-71.02.31
Cabrio 1995, Passat 1990-94, Golf III, Jetta III (with factory hole or universal):	
Amber – w/factory hole only.....	25-71.10.35
Clear.....	25-71.10.38
Red.....	25-71.10.37
Smoke.....	25-71.10.36
Cabrio 1996, Passat 1995-97:	
Amber.....	25-71.10.34
Smoke.....	25-71.10.39
Jetta II (with factory hole or universal):	
Amber.....	25-71.10.30
Clear.....	25-71.10.32
Red.....	25-71.10.31
Smoke.....	25-71.10.33
Golf IV, Jetta IV Passat 1998-up:	
Clear.....	25-71.10.62
Smoke.....	25-71.10.63
Crystal clear chrome.....	25-71.10.61

HELLA RELAY

To protect your lighting installations, a relay is a must. The 12-volt Hella relay features a replaceable blade type 15-amp fuse, and plug-on poles make it easy to wire-up. This relay is an inexpensive insurance policy for your lighting system.

PART NO.6-87108



EURO SCIROCCO II TURN INDICATORS

These are the round style euro turn indicators that follow the curve of the fender and look much better than the square U.S. version. **NOTE:** There is no side marker reflector. Fits with U.S. or euro lights on all 1982-88 Scirocco II.

APPLICATION	PART NO.
Amber.....	25-73.10.33
Clear.....	25-73.10.35

U.S. GOLF III, JETTA III SMOKE INDICATORS TURN SIGNAL, DUMMY



Fits all U.S. version Golf III, Jetta III cars. Perfect fit, easy bolt-in, wire-up. A great change-the-look accessory.

APPLICATION NO.	PART
Side Indicators:	
Left:.....	6-67824
Right:.....	6-67825
Turn Signal:	
Left:.....	6-67820
Right:.....	6-67821
Dummy Lens: (For cars with factory fog lights)	
Left:.....	6-67822
Right:.....	6-67823



HELLA RED REAR FOG LIGHT

Red rear fog light features a chrome, all metal case with mounting stud. Uses 20W tungsten bulb, and measures a compact 3"x3^{3/4}" Ideal for all safety-minded drivers.

PART NO.6-81102

VDO GAUGES & ACCESSORIES

We carry the complete line of VDO gauges and accessories. Please call for availability and pricing.

COCKPIT



VDO

VDO instruments are manufactured to the highest degree of quality! They compliment OEM gauges, and give you the necessary information you need. Accurate, reliable and easy to read, all gauges are 12-volt water resistant and self illuminated unless otherwise specified. Sending units, adapters and wiring kits must be ordered separately unless listed as a kit.

VISION



AUTO METER GAUGES & ACCESSORIES

We carry the complete line of Auto Meter gauges and accessories. Please call for availability and pricing.

60

Auto Meter is one of America's leading racing instrument manufacturers. With over 40-years of experience, their quality is unsurpassed. All tachometers feature a rugged air core meter movement for accurate, fast action response. Mechanical gauges include tubing and necessary fittings while electric gauges come with senders. Also, for ease of mounting, pillar mounting systems are available for installation of most gauges. From the consummate professional to the weekend racer, Auto Meter has a gauge to suit your specific needs.

AUTO GAUGE® BY AUTO METER



AUTO GAGE


- | | PART NO. |
|--|-----------------|
| 5" TACH, 10,000 RPM, SHIFT-LITE, AUTO GAGE | AM.233904 |
| 5" TACH, 8,000 RPM, SHIFT-LITE, AUTO GAGE | AM.233905 |

LUNAR® BY AUTO METER



LUNAR

- | | PART NO. |
|---|-----------------|
| 2-1/16" BOOST, 30 IN. HG/30 PSI, LUNAR | AM.4103 |
| 2-1/16" BOOST 0-35 PSI (M) | AM.4104 |
| 2-1/16" OIL PRESS, 0-100PSI, LUNAR | AM.4121 |
| 2-1/16" OIL PRESS, 0-100PSI, LUNAR | AM.4127 |
| 2-1/16" NITROUS PRESS,0-1600 PSI, LUNAR | AM.4128 |
| 2-1/16" WATER TEMP, 140-280°F, LUNAR | AM.4131 |
| 2-1/16" WATER TEMP, 100-250°F, LUNAR | AM.4137 |
| 2-1/16" PYROMETER KIT 0-1600°F (E) | AM.4144 |
| 2-1/16" FUEL PRESS, 0-100 PSI, LUNAR | AM.4163 |
| 2-1/16" AIR/FUEL RATIO, LUNAR | AM.4175 |
| 2-1/16" VOLTMETER, 8-18V LUNAR | AM.4191 |
| 5" TACH, 10,000 RPM, SHIFT-LITE, LUNAR | AM.4299 |



**SPORT-COMP®
BY AUTO METER**



SPORT COMP	PART NO.
2" BOOST-VAC, 30 IN. HG/20 PSI, MINI SPORT-COMP	AM.3301
2" BOOST-VAC/PRESS, 60CM/HG 2.1 KG/CM2	AM.3303J
2" BOOST-VAC/PRESS, 30IN. HG/30 PSI	AM.3303
2" BOOST-VAC, 2.5 KG/CM2	AM.3304J
2" BOOST, 0-35 PSI	AM.3304
2" OIL PRESS, 0-100 PSI, MINI SPORT-COMP	AM.3321
2" OIL PRESS, 0-14 KG/CM2	AM.3322J
2" OIL PRESS, 0-200 PSI, MINI SPORT-COMP	AM.3322
2" OIL PRESS, 0-150 PSI, MINI SPORT-COMP	AM.3323
2" OIL PRESS, 0-100 PSI	AM.3327
2" NITROUS, 0-1600 PSI, MINI SPORT-COMP	AM.3328
2" OIL PRESS, 0-60 PSI	AM.3329
2" WATER TEMP, 140-280°F MINI SPORT-COMP	AM.3331
2" WATER TEMP, 50-115°C	AM.3332M
2" WATER TEMP, 120-240°F MINI SPORT-COMP	AM.3332
2" WATER TEMP, 120-240°F 12' TUBING	AM.3333
2" WATER TEMP, 100-250°F MINI SPORT-COMP	AM.3337
2" OIL TEMP, 60-140°C	AM.3341M
2" OIL TEMP, 140-280°F, MINI SPORT-COMP	AM.3341
2" E.G.T. PYROMETER, 0-1600°F, SPORT-COMP	AM.3343
2" E.G.T. KIT, 0-1600°F, FULL SWEEP STREET	AM.3344
2" OIL TANK TEMP, 140-340°F, MINI SPORT-COMP	AM.3346
2" OIL TEMP, 100-250°F, MINI SPORT-COMP	AM.3347
2" OIL TEMP, 140-300°F, MINI SPORT-COMP	AM.3348
2-1/16" NITROUS PRESS 0-1600 PSI (E)	AM.3374
2" AIR/FUEL RATIO, SPORT-COMP	AM.3375
2-1/16" VAC/BOOST 30 IN/HG-15 PSI (E)	AM.3376
2-1/16" VAC/BOOST 30 IN/HG-30 PSI (E)	AM.3377
2" VACUUM, 30 IN. HG, MINI SPORT-COMP	AM.3384
2" VOLTMETER, 8-18 VOLTS	AM.3391
5" TACH, 10,000 RPM, SHIFT-LITE, SPORT-COMP	AM.3904
5" TACH, 10,000 RPM, STD IGN, SILVER	AM.3910
5" TACH, 10,000 RPM, SILVER SHIFT-LITE	AM.3911

ULTRALITE® BY AUTO METER



ULTRA-LITE	PART NO.
2" BOOST, 30 IN. HG/20 PSI, MINI ULTRA-LITE	AM.4301
2" BOOST, 30 IN. HG/30 PSI, MINI ULTRA-LITE	AM.4303
2" BOOST, 0-35 PSI	AM.4304
2" BOOST, 0-60 PSI, ULTRA-LITE	AM.4305
2" WATER PRESS, 0-35 PSI MECH	AM.4307
2" FUEL PRESS, 0-100 PSI, MINI ULTRA-LITE	AM.4312
2" OIL PRESS, 0-100 PSI, MINI ULTRA-LITE	AM.4321
2" OIL PRESS, 0-200 PSI, MINI ULTRA-LITE	AM.4322
2" OIL PRESS, 0-150 PSI, MINI ULTRA-LITE	AM.4323
2" OIL PRESS, 0-100 PSI, MINI ULTRA-LITE	AM.4327
2" NITROUS, 0-1600 PSI, MECH	AM.4328
2" OIL PRESS, 0-60 PSI	AM.4329
2" WATER TEMP, 140-280°F MINI ULTRA-LITE	AM.4331
2" WATER TEMP, 120-240°F MINI ULTRA-LITE	AM.4332
2" WATER TEMP, 120-240°F 12' TUBING, MINI-ULTRA-LITE	AM.4333
2" WATER TEMP, 100-250°F MINI ULTRA-LITE	AM.4337
2" OIL TEMP, 140-280°F, MINI ULTRA-LITE	AM.4341
2" E.G.T. PYROMETER, 0-1600°F, ULTRA-LITE	AM.4343
2" E.G.T. KIT, 0-1600°F, FULL SWEEP STREET, ULTRA-LITE	AM.4344
2" OIL TANK TEMP, 140-340°F, MINI ULTRA-LITE	AM.4346
2" OIL TEMP, 100-250°F, MINI ULTRA-LITE	AM.4347
2" OIL TEMP, 140-300°F, MINI ULTRA-LITE	AM.4348
2-1/16" NITROUS PRESS 0-1600 PSI (E)	AM.4374
2" AIR/FUEL RATIO, ULTRA-LITE	AM.4375
2-1/16" VAC/BOOST 30 IN/HG-15 PSI (E)	AM.4376
2-1/16" VAC/BOOST 30 IN/HG-30 PSI (E)	AM.4377
2" VACUUM, 30 IN. HG, MINI ULTRA-LITE	AM.4384
2" CLOCK, 12 VOLT, ELEC	AM.4385
2" VOLTMETER, 8-18 VOLTS MINI ULTRA-LITE 3374	AM.4391

continued . . .

GAUGE PODS - PLEASE CALL FOR SPECIFIC POD APPLICATIONS



**CORRADO G60/VR6
DUAL-GAUGE PANEL**

Formed in black plastic to match dash, this panel exactly fits in lower console opening to accept two VDO gauges. The perfect addition to monitor vital engine functions: oil pressure, supercharger boost (G60), or voltmeter and oil temperature.

PART NO97.10.20



TRIPLE PILLAR



SINGLE POD



DUAL CARBON PILLAR



VW BEETLE TRIPLE DASH PODS

BLACK

CARBON LOOK

www.neuspeed.com

...continued

**CARBON®
BY AUTO METER**



CARBON FIBER	PART NO.
2-1/16" NITROUS PRESS 0-1600 PSI (E)	AM.4774
2-1/16" VAC/BOOST 30 IN/HG-15 PSI (E)	AM.4776
2-1/16" VAC/BOOST 30 IN/HG-30 PSI (E)	AM.4777
2" BOOST, 30 IN. HG/20PSI, CARBON FIBER	AM.4701
2" BOOST, 30 IN. HG/30PSI	AM.4703
2" BOOST, 0-35 PSI, CARBON FIBER	AM.4704
2" OIL PRESS, 0-100 PSI	AM.4721
2" OIL PRESS, 0-100 PSI	AM.4727
2" NITROUS, 0-1600 PSI, MECH	AM.4728
2" WATER TEMP, 140-280°F	AM.4731
2" WATER TEMP, 120-240°F CARBON FIBER	AM.4732
2" WATER TEMP, 100-250°F	AM.4737
2" OIL TEMP, 140-280°F, CARBON FIBER	AM.4741
2" E.G.T. PYROMETER, 0-1600°F	AM.4743
2" OIL TEMP, 140-300°F, CARBON FIBER	AM.4748
2" AIR/FUEL RATIO	AM.4775
2" VACUUM, 30 IN. HG	AM.4784
2" VOLTMETER, 8-18 VOLTS	AM.4791
5" TACH, 10,000 RPM, SHIFT-LITE, CARBON	AM.4899

COBALT BY AUTO METER



COBALT	PART NO.
2-1/16" PYROMETER KIT 0-1600°F (E) COBALT	AM.6144
2-1/16" OIL PRESSURE 0-100 PSI (E) COBALT	AM.6153
2-1/16" WATER TEMP 120-240°F (E) COBALT	AM.6155
2-1/16" VAC/BOOST 30 IN/HG-30 PSI (E) COBALT	AM.6159
2-1/16" FUEL PRESSURE 0-100 PSI (E) COBALT	AM.6163
2-1/16" AIR/FUEL RATIO (E) COBALT	AM.6175
5" SHIFT-LITE TACHOMETER 0-10,000 RPM COBALT	AM.6299

PHANTOM BY AUTO METER



PHANTOM	PART NO.
2" BOOST, 30 IN. HG/20PSI, PHANTOM	AM.5701
2" BOOST, 30 IN. HG-VAC/30 PSI, PHANTOM	AM.5703
2" BOOST, 0-35 PSI, PHANTOM	AM.5704
2" OIL PRESS, 0-100 PSI, PHANTOM	AM.5721
2" OIL PRESS, 0-150 PSI, PHANTOM	AM.5723
2" OIL PRESS, 0-100 PSI, ELEC, PHANTOM	AM.5727
2" NITROUS, 0-1600 PSI, PHANTOM, MECH	AM.5728
2" WATER TEMP, 140-280°F, 6' TUBING, PHANTOM	AM.5731
2" WATER TEMP, 120-240°F, 6' TUBING, PHANTOM	AM.5732
2" WATER TEMP, 100-250°F, ELEC, PHANTOM	AM.5737
2" OIL TEMP, 140-280°F, 6' TUBING, PHANTOM	AM.5741
2" E.G.T. PYROMETER, 0-1600°F, PHANTOM	AM.5743
2" E.G.T. KIT, 0-1600°F, FULL SWEEP STREET	AM.5744
2" OIL TEMP, 100-250°F, ELEC, PHANTOM	AM.5747
2" E.G.T. PYROMETER, 2-CHANNEL, 600-1600°F	AM.5766
2-1/16" NITROUS PRESS 0-1600 PSI (E)	AM.5774
2" AIR/FUEL RATIO, PHANTOM	AM.5775
2-1/16" VAC/BOOST 30 IN/HG-15 PSI (E)	AM.5776
2-1/16" VAC/BOOST 30 IN/HG-30 PSI (E)	AM.5777
2" VACUUM, 30 IN. HG, PHANTOM	AM.5784
2" CLOCK, 12 VOLT, ELEC, PHANTOM	AM.5785
2" VOLTMETER, 8-18 VOLTS ELEC, PHANTOM	AM.5791
5" TACH, 10,000 RPM, SHIFT-LITE PHANTOM	AM.5899



NEUSPEED GAUGE PANELS

All NEUSPEED Gauge Panels are precision stamped from .090 aluminum, and feature a dash-matching wrinkle finish in a baked, flat-black powder coating. Accepts all 2 1/16" gauges so you can monitor vital engine functions.

APPLICATION	PART NO.
Scirocco II 1982-88, 3-gauge panel, fits ash tray opening	97.10.03



JETTA IV SMOOTH FRONT BUMPER MOLDING

This smooth-look Euro molding replaces the US factory molding and gets rid of the reflectors and the drilled holes the dealer might have made for the license plate. Made in Germany. Must be painted.

PART NO.25-500.100.700



KAMEI AIR DUCTS

Air cooling ducts. Easy clip-on, no modification. Replaces reflectors or factory fog lights.

APPLICATION	PART NO.
Golf III, Jetta III 1993-98 (Black, paintable)	4-44036
Golf III 1993-98 W/O OE Fog Lights (Silver)	4-44037

KAMEI GRILLE SPOILERS




These front grille spoilers are the latest in aerodynamics. They are the perfect accessory to fill the gap between the hood and grille, and when painted to match your car color, they blend in like a factory part.

APPLICATION	PART NO.
Cabriolet 1988-on.....	4-44048
Corrado G60, VR6	4-44075
Golf II, Jetta II W/Rectangular HL.....	4-44045
Golf II, Jetta II W/Round HL upper	4-44046
Golf II, Jetta II W/Round HL lower.....	4-44049
Golf III	4-44040
Rabbit W/Round HL, Cabriolet to 1987	4-44047
Scirocco II 1982-88 W/Euro HL.....	4-44085



NEW BEETLE GRIP SHELLS



GOLF IV GRIP SHELLS

KAMEI VW GRIP SHELLS

APPLICATION	PART NO.
AUDI	
A4 1996-1/99 4-Piece (Black)	4-43126
VW	
Beetle 2-Piece (Silver)	4-43145
Golf III, Jetta III 2-Piece (Carbon look)	4-43030
Golf III, Jetta III 4-Piece (Carbon look)	4-43031
Golf IV 2-Piece (Carbon look)	4-43120
Golf IV 4-Piece (Carbon look)	4-43121
Passat B5 1998-up 4-Piece (Carbon look)	4-43135



KAMEI HEADLIGHT MASK

This is a full mask to fill all the area around the headlight for a very distinctive appearance. Must be painted to match car color. Fits Golf III 1993-99.

PART NO.4-44039

KAMEI HEADLIGHT LIDS/GRILLE COVER/GRILLE

The small headlight lid fills the gap between the headlight and hood for a more finished appearance and can be easily painted to match car color.



GOLF IV SPORT GRILLE



FUBA BETAFLEX-D ANTENNA

This is the same high reception antenna that is factory installed on 16-valve Golf, Jetta, Scirocco and Corrado. Or can be used on any 12-valve negative ground vehicle. Features short, flexible element for safety, lead wire and hardware.

APPLICATION	PART NO.
Antenna, Black:	25-17237
Replacement mast, Black:	25-26432

MHW SHORT ANTENNA MAST

This special short mast screws on and can replace the longer Fuba mast. The shorter mast (7³/₄" O.A.L.) presents a lower profile and looks very good

PART NO.25-MHW.ATA01B



APPLICATION

AUDI

A4 1996-99 ¹ / ₂ Headlight Lids	4-44120
A4 1996-99 ¹ / ₂ Headlight Lids (Long version)	4-44007
A4 Sport Grille 1996-01	4-44180
A4 1999 ¹ / ₂ -01 Headlight Lids	4-44133
A4 1999 ¹ / ₂ -01 Headlight Lids Lower	4-44088
A4 1996-01 Honeycomb Grille	4-41100
A4 2002-up Honeycomb Grille	4-41108
Audi S4 2000-02	4-41100

VOLKSWAGEN

Beetle Headlight Lids (Carbon look)	4-44026
Beetle Headlight Lids (Silver)	4-44029
Golf III 1993-99 Headlight Lids	4-44043
Golf III 1993-99 Grille Cover	4-44044
Golf III 1993-99 Sport Grille	4-44160
Golf IV 1999-up Headlight Lids (Classic)	4-44031
Golf IV, Cabrio A3, 1999-Up (W/Original headlights)	4-44034
Golf IV 1999-up Sport Grille	4-44162
Golf IV 1999-up Honeycomb Grille	4-41121
Jetta III 1993-99 Headlight Lids	4-44038
Jetta IV 1999-up Sport Grille	4-44207
Passat 1995-97 Headlight Lids	4-44135
Passat 1995-97 Sport Grille	4-44190
Passat 1998-01 ¹ / ₂ Headlight Lids	4-44136
Passat 1998-01 ¹ / ₂ Sport Grille	4-44192
Passat 1998-01 ¹ / ₂ Honeycomb Grille	4-41131
Passat 2001 ¹ / ₂ -up Headlight Lids	4-44131
Passat 2001 ¹ / ₂ -up Headlight Lids Lower	4-44089
Passat 2001 ¹ / ₂ -up Sport Grille	4-44193
Scirocco II 1982-88 W/Euro HL Sport Grille	4-44195



AUDI A4 SPORT GRILLE

KAMEI GOLF BALL SHIFT KNOBS

The Kamei golf ball shift knob is a soft matte-black rubber which fits the grip easily and comfortably. Features a 12mm thread, to fit a variety of shift handles.

PART NO.4-39140

