BE COOL 21st Century

POWER COOLING SOLUTIONS





2006

You are holding the largest and most complete Be Cool catalog ever produced. I can hardly believe that it has been nearly a decade since I founded Be Cool after originally identifying the need for improved cooling in my 1969 Camaro Z/28. Since then I have discovered that there are thousands of enthusiasts just like myself that require better cooling.

In this edition of our catalog, I am including our Vision and our Charter. I am very proud of these items because they were created as the result of a team effort that involved all of our employees.

Cool Vision

Through growth, Be Cool will empower its stakeholders to be creative and innovative while using their talents and attitudes to create a productive, yet fun, working environment.

Cool Charter

Be Cool is committed to excellence through:

- ***Achieving our Vision***
- ***Accomplishing Goals***
- ***Motivating & Educating Stakeholders***
- ***Exceeding Stakeholder Expectations***
- ***Working with Passion & Purpose***
- ***Producing Unsurpassed Product Quality***
- ***Setting Market Standards***
- ***Increasing Return on Investment***

None of the success and extraordinary growth that Be Cool has experienced would have been possible without our valuable customers, suppliers and employees. As a result it is my pleasure to dedicate our newest and finest catalog to YOU with a sincere THANK YOU for your continued support.

Sincerely,

Roger F. Rosebush

Contents

Be Cool History 4
Be Cool Part Number Chart 5
Frequently Asked Questions 6
Radiator Cut-Aways 10
Glossary 10
Module Assemblies 12
Direct-Fit Applications
AMC 14
Buick 14
Cadillac Trucks 14
Chevrolet Cars 14
Chevrolet Trucks 16
Dodge Cars 18
Dodge Trucks 18
Ford Cars 18
Ford Trucks 20
GMC Trucks 20
Hummer 22
Jeep 22
Mercury 22
Oldsmobile 22
Plymouth 22
Pontiac 24
Toyota 24
Willys 24
Competition Series 26
Sport Compact 27
Aluminum Radiators 28
Direct-Fit Applications
Sport Compact 30
AMC 32
Buick 32
Cadillac Trucks 32
Chevrolet Cars 32
Chevrolet Trucks 34
Dodge Cars 38
Dodge Trucks 38
Ford Cars 38
Ford Trucks 40
GMC Trucks 42
Hummer 44
Jaguar 44
Jeep 44
Mercury 46
Oldsmobile 46
Plymouth 46
Pontiac 48
Toyota 48
Willys 48
Universal & Racing Radiators 50
Conversion Radiators 51
Radiator Specifications 52
Fans & Fan Accessories 66
Fan Applications & Accessories 68
Fan Module Assemblies 69
Photos 70
Accessories 74
Accessory Applications 75
Photos 77
Cool Gear 82

Be Cool History

Roger Rosebush, the founder of Be Cool Incorporated, has been associated with the high performance automotive aftermarket for more than three decades. As an industry veteran he recognized the need for improved cooling performance in today's vehicles as well as muscle cars of the past. His company, Be Cool, is dedicated to the development of performance radiators and the related components that improve the cooling efficiency of all vehicles. Be Cool radiators are designed to put direct fit convenience into the upgrading of a cooling system.

Roger became familiar with motorsports at an early age. While still in high school he assembled, with the help of his brothers, a 57 Chevy that was powered by a 427 big block Chevrolet engine. Prior to this time his only competitive involvement was in springboard diving. A few trips down the quarter mile however and he knew that his water-based competition days were over.

Eventually he set no less than five national records during his 15-year driving career. Meanwhile he continued to sharpen his industry skills by holding a variety of meaningful positions in the retail and wholesale sectors of the performance parts industry, both nationally and internationally.

Like every racer that ever competed there came a day when the simultaneous demands of a business and racing career became more than one person could juggle successfully. Although he chose to step out of the driver's seat he did not leave behind his spirit of competition or love of the aftermarket industry.

Through his involvement with the industry he discovered a pressing need for improved cooling performance in a variety of applications. Besides the obvious needs of motorsports, new market segments like improved street cooling for '90s muscle cars and trailer towing applications cried out for a solution. Those are the applications that he chose to address first when he established his radiator company.

Be Cool radiators and other related products are produced in a high-volume, automotive OEM caliber facility. All Be Cool units are fully tested and are the result of extensive design and research. Additionally, Be Cool radiators are road-tested under the most adverse conditions and are compatible with all major brand coolants.

Product performance is guaranteed against manufacturing defects for a full twelve months from the date of purchase, regardless of miles driven.

Recently, Roger renovated his old record-holding Chevelle as a test vehicle for the next generation of Be Cool products. The most prestigious championship drag racing event annually is the NHRA US Nationals, which are held near Indianapolis. When Roger won his class at the milestone 50th Anniversary event the circle was complete. This proved that, like innovation, old racers never die and it bodes well for the future of Be Cool Incorporated.

Be Cool Part Numbers

Part# Series	Description
2XXXX	Natural Finish Cool Gear
3XXXX	Polished Finish Cool Gear
60XXX	Natural Finish, Standard Transmission Dual Core Radiator
61XXX	Polished Finish, Standard Transmission Dual Core Radiator
62XXX	Natural Finish, Automatic Transmission Dual Core Radiator
63XXX	Polished Finish, Automatic Transmission Dual Core Radiator
64XXX	Special Order Indy Speedster Radiator
65XXX	Natural Finish, Standard Transmission Universal Fit Single Core Radiator
66XXX	Natural Finish, Automatic Transmission Dual Core Radiator with Engine Oil & Transmission Coolers
67XXX	Polished Finish, Automatic Transmission Dual Core Radiator with Engine Oil & Transmission Coolers
68XXX	Natural Finish, Automatic Transmission Universal Fit Single Core Radiator
69XXX	Natural Finish, Featherweight Single Core Racing Radiator
70XXX	Natural Finish Radiator Caps & Recovery Tanks
71XXX	Polished Finish Radiator Caps & Recovery Tanks
72XXX	Natural Finish Cooling Accessories
73XXX	Polished Finish Cooling Accessories
75XXX	High Performance Electric Fans & Fan Accessories
76XXX	Natural Finish Air Conditioning Products
77XXX	Polished Finish Air Conditioning Products
78XXX	High Flow Thermostats
80XXX	Natural Finish, Standard Transmission Dual Core Radiator Module Assembly
81XXX	Polished Finish, Standard Transmission Dual Core Radiator Module Assembly
82XXX	Natural Finish, Automatic Transmission Dual Core Radiator Module Assembly
83XXX	Polished Finish, Automatic Transmission Dual Core Radiator Module Assembly
85XXX	Natural Finish, Standard Transmission Universal Fit Single Core Radiator Module Assembly
88XXX	Natural Finish, Automatic Transmission Universal Fit Single Core Radiator Module Assembly
89XXX	Natural Finish, Featherweight Single Core Racing Radiator Module Assembly
95XXX	High Performance Electric Fan Module Assembly
96XXX	Natural Finish Air Conditioning Module Assembly
98XXX	Chrome Plated High Performance Electric Fan Module Assembly

Cool Gear | Module Assemblies | Aluminum Radiators | Fans & Fan Modules | Cooling Accessories

Frequently Asked Questions

1) Q. Why should I substitute my original radiator for a Be Cool All Aluminum Radiator?

A. **Engine overheating:** Be Cool all-aluminum radiators are designed to provide the added cooling capacity required by high-powered engines

Beauty: Be Cool aluminum finish radiators, with high quality aluminum welds, enhance the appearance of your vehicle

Light weight: All-aluminum radiators can be up to 40% lighter than traditional copper/brass/lead radiators.

2) Q. What is a Be Cool Module Assembly?

A. A Be Cool Module Assembly is a pre-selected combination of specific Be Cool power cooling components that produce a guaranteed result.

3) Q. Why do I need a Be Cool Module Assembly?

A. Because Be Cool has taken the guesswork out of achieving cooling satisfaction by including in one box everything that is needed to cool a vehicle when the specific dyno-rated horsepower output of that vehicle is known.

4) Q. Do you make a Module Assembly or radiator for my vehicle and will it fit my vehicle properly?

A. Consulting the Be Cool Radiator Application Guide will answer this question quickly and correctly. The guide has been put together with great care and thoroughness. Additionally, informing the customer of any information contained in the fitment section at this time will help define any potential complications right up front and make the sale as trouble free as possible. Letting the customer know about needed automatic transmission cooling line fittings, different hose requirements, shroud modifications, etc. can go along way towards preventing "Weekend Installation" problems.

5) Q. Will your Module Assembly or radiator cool my vehicle?

A. If you have used the Be Cool Radiator Application Guide properly, especially the radiator core size cross reference chart, you will be able to answer this question quickly and correctly. You need to know the vehicle and year, engine size and horsepower output and the current engine operating temperature at idle and highway speed. If a customer tells you his current water temperature is 260° F, this may indicate a problem that even a Be Cool radiator can't help. If, however, he answers something like 210° you will know with confidence that you can help him. Satisfied Be Cool users typically report a 20°-40° water temperature drop over 4-core copper/brass/lead radiators. In fact, **Be Cool GUARANTEES a minimum 20° temperature drop**.

6) Q. Is a Be Cool radiator expensive?

A. In a word, NO. Typically a Be Cool radiator only costs about 10% of what a customer has invested in his engine (ie. $5,000 engine, $500 radiator) yet it adds immeasurably to the enjoyment and usability of his vehicle. It also is a very effective insurance policy. If a customer has more than $5,000 invested in his engine, the Be Cool radiator is an even better buy, percentage wise.

7) Q. How and why can Be Cool guarantee a water temperature drop?

A. Be Cool's modern technology combined with proper core sizing is sufficient to cool any vehicle as long as the Be Cool application guide has been followed. However, sufficient airflow, water flow speed and correct ignition timing are a must.

8) Q. Should my water speed be decreased?

A. No! Avoid using underdrive engine pulleys which slow water speed.

9) Q. Why does a Be Cool Module Assembly work so much better than the original style cooling system it replaces?

A. A Be Cool Module Assembly is the combination of a dual row aluminum radiator (except for a few single core applications), an electric fan(s) and related components. The Be Cool radiator core has specially designed louvered fins and tubes. The fins are designed for maximum heat dissipation and the tubes have 31% more surface area for cooling than older four row copper/brass/lead cores. Additionally, Be Cool radiators generally have more coolant capacity than the equivalent copper/brass/lead radiators. Unlike copper/brass/lead radiators, fabricated aluminum radiators act entirely as a cooling unit with the tanks doing some of the heat dissipation.

10) Q. Why does Be Cool recommend an electric cooling fan?

A. Electric fan(s) move more cubic feet per minute (cfm) of air than the standard engine driven (mechanical) fan that comes on most vehicles. At idle and low speed a mechanical fan slows down with the engine rpm and decreases airflow where the electric fan(s) maintain consistent speed regardless of engine rpm. This increases cooling at idle and low speeds. The horsepower and fuel economy gained by switching to an electric fan(s) is substantial. A mechanical fan is always turning and draining engine power, while electric fan(s) only turn on when needed.

11) Q. What is the proper way to mount an electric fan?

A. Using Be Cool's brackets and cushions is the best way. Tie-strap mounted electric fans are particularly hard on a radiator core and void Be Cool's radiator warranty. Please see the warranty information packed with the radiator for full details and **be sure to register the warranty with Be Cool**.

12) Q. What is the ultimate way to hook up an electric fan?

A. Use a fan wiring kit and a brass sensor for your water coolant temperature. You can wire a relay to turn the fan on at 195° and off at 175° or use an adjustable fan wiring kit. Be Cool offers both fixed and adjustable fan wiring kits.

13) Q. Is there any other way to hook up an electric fan?

A. Yes. You can wire a manual control switch and turn the electric fan on and off at your discretion.

14) Q. Should I mount my electric fan in front of or behind the radiator?

A. If space permits it is always better to have your fan operate as a "puller" by mounting it on the water pump side of the radiator. A "puller" electric fan is approximately 15% more efficient than a "pusher" electric fan.

15) Q. Why is it important that Be Cool radiators are epoxy-free?

A. First and foremost, epoxy acts as an insulator and reduces the cooling efficiency of the core. Be Cool's radiator cores are CAB (Controlled Atmosphere Brazing) brazed and **100%** leak tested to guarantee an excellent tube to header bond. This eliminates the need for any epoxy.

16) Q. Are Be Cool direct-fit radiators more expensive than other performance direct-fit radiators?

A. NO. Despite their advantages, Be Cool direct-fit performance radiators are no more expensive than direct-fit performance radiators from other companies.

17) Q. Why does a Be Cool direct-fit radiator sometimes cost more than other "universal" performance radiators?
A. It doesn't cost more if you compare apples to apples. The fabrication time and expense required to adapt other "universal" performance radiators will usually exceed the cost of a Be Cool direct-fit radiator. A Be Cool direct-fit radiator is designed to minimize installation hassles and maximize cooling efficiency.

18) Q. In addition to direct-fit radiators, Be Cool offers universal-fit radiators at a lower cost. Are they a better buy?
A. As in the answer above, a universal-fit radiator plus fabrication expense will usually cost more than a direct-fit radiator. Only purchase a universal-fit radiator when there is no direct-fit application available for your vehicle. Be Cool universal radiators are recommended for up to 300 dyno-rated horsepower.

19) Q. Is there an advantage to Be Cool's hand fabricated .080 wall, 5052 alloy aluminum tanks compared to the old-fashioned OEM-style stamped tanks of other performance radiators?
A. Tanks made of .080 wall, 5052 alloy aluminum create a nice billet-look in their natural state and lend themselves well to polishing if the customer desires. Tanks walls made of .080 wall, 5052 alloy aluminum are thicker than stamped tanks. Stamped tanks are prone to leaks if polished because the stamping process naturally creates some areas (such as corners) where the material has been "thinned". Thicker, sturdier tanks also help prevent ballooning.

20) Q. Isn't copper a better heat dissipator than aluminum? If so, why isn't a copper/brass/lead radiator more efficient than an aluminum one?
A. Copper is a more efficient heat dissipator than aluminum but the other components in a copper/brass/lead radiator minimize its overall effectiveness and actually make an aluminum radiator more efficient. As much as 25% more efficient.

21) Q. How thick is a Be Cool radiator core?
A. Single core Be Cool radiators are 1½ inch thick and all dual core Be Cool radiators are 2¼ inches thick.

22) Q. Why doesn't Be Cool offer dual core radiators with 1-1/4" or 1-1/2" tubes?
A. Research has shown that after air passes through 2 inches of radiator core it begins to reheat which diminishes the cooling. No performance gains were seen at low speeds (where it is needed most) and some vehicles actually ran warmer when Be Cool tested thicker radiators in their R&D department.

23) Q. Why would a customer convert to a crossflow radiator if his vehicle originally came with a downflow radiator?
A. Crossflow radiators are more efficient than downflow radiators because the pressure cap is positioned on the low pressure side in a crossflow configuration. This allows sustained high RPM operation without forcing fluid past the cap. Also, underhood space considerations often allow crossflow radiators to use a larger core that has more surface area. This is more efficient and results in more effective cooling.

The larger cross flow area allows the radiator's capacity to be increased. Always update to a crossflow conversion if it is offered for an original downflow application. This is very similar to exchanging a vehicle's original drum brakes for more modern, and thus efficient, disc brakes.

24) Q. Does a Be Cool radiator require a new or special cap?
A. A new cap is always recommended because it seats properly and helps to guarantee a trouble-free installation. An old cap has "taken a set" from the filler neck of the previous radiator. Use a new, 12-15 psi GM-style or Be Cool billet cap. Use Be Cool part number 70001 or 70002 for natural-finish installations and part number 71001 or 71002 for polished-finish installations.

25) Q. Why and when does Be Cool use a billet filler neck?
A. CNC precision machined billet filler necks are installed on all Be Cool radiators. These filler necks will always seal better and look nicer than cast or stamped ones. Tolerances are held closer and fabrication is improved, virtually eliminating any neck to tank leaks. The billet filler neck also has a larger overflow tube for increased coolant flow to the recovery tank.

26) Q. Does Be Cool recommend a coolant recovery tank?
A. Yes, Be Cool recommends a coolant recovery tank in every installation. As with radiator caps, Be Cool offers high-style recovery tanks in natural finish (#70003 & 70059) or polished finish (#71003 & 71059) for those who desire to complete their installation in the ultimate fashion.

27) Q. What does Be Cool recommend for coolant?
A. Be Cool recommends a major brand, OEM grade, 5-year coolant such as an ethelyn glycol based coolant. Use a mixture of 60% ethelyn glycol based coolant and 40% distilled water after thoroughly flushing all of the old coolant. Distilled water is important because it has no chemicals or impurities.

28) Q. What about additives?
A. Avoid using any additives that have a high alcohol content.

29) Q. Any specific thermostat recommendations?
A. Yes. Use a high quality, high performance thermostat like Be Cool's 78000 series thermostats. These units increase water flow and guarantee proper function.

30) Q. Is it mandatory to use the automatic transmission cooler in the radiator or is an external cooler acceptable?
A. The transmission fluid cooler in a radiator is designed to do two things:
1. *To bring the transmission fluid up to the proper operating temperature*
2. *To keep the transmission fluid at the proper operating temperature after the initial warm up*
If you desire to run an external cooler, (ie, cars with high stall torque convertors) Be Cool recommends that you route the cooling lines from the transmission to the external cooler and then to the cooler in the radiator. The reason for this routing sequence is to drop the fluid temperature before it arrives at the radiator so as not to overload the radiator's cooling capability. For optimum cooling efficiency mount the external cooler off to the side of the radiator. This will allow maximum airflow to reach the radiator.

31) Q. Does Be Cool offer tech support?
A. Yes. Be Cool offers USA TOLL-FREE customer service at 1-888-243-2999 and Canadian TOLL-FREE customer service at 1-866-223-2665.

Single Core Radiator

Single Core: Pound for pound, your most effective temperature control. Light weight, ideal for racing applications. Thinner construction offers added clearance for fan, pulleys and water pumps.

Billet Filler Neck: Stronger --- won't stress-crack or leak and has large overflow tube

Strongest ***tanks*** and ***mounting flanges*** available

Most effective ***fin design*** available

Repairable: CAB-brazed non-epoxy core construction

Aluminum Components: Up to 50% lighter than copper/brass/lead radiators

Available with ***Automatic Transmission Cooler***

Includes ***OEM petcock***

Single Core

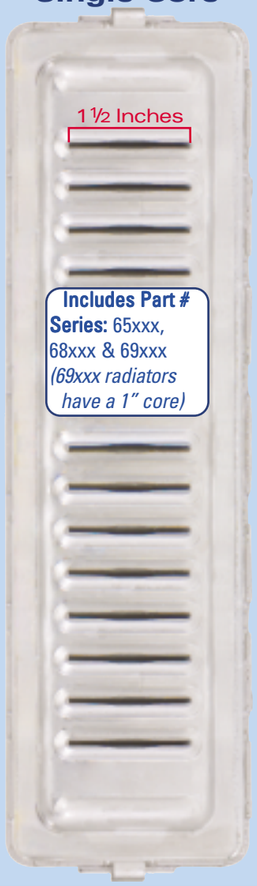

Dual Core Radiator

Dual Core

Billet Filler Neck: Stronger --- won't stress-crack or leak and has large overflow tube

Strongest ***tanks*** and ***mounting flanges*** available

Most effective ***fin design*** available

Repairable: CAB-brazed non-epoxy core construction

Aluminum Components: Up to 50% lighter than copper/brass/lead radiators

Internal 7-plate ***transmission cooler*** and upgraded ***internal engine oil*** cooler models available

Includes ***OEM petcock***

Glossary

CAB Brazing - CAB stands for controlled atmosphere brazing and is a modern and sophisticated form of assembling components. A controlled atmosphere that has an oxygen content of less than 100 ppm and a dewpoint of less than 40° C (-40° F) must be present. These atmosphere conditions are accomplished through the use of nitrogen. Once a part reaches the set point temperature in the brazing chamber, successful brazing requires only that the parts be held uniformly at the required brazing temperature for the required soak time as determined by the melting requirements of the clad materials.

The brazing results described above are not only attributed to the control system, but also are intrinsic to the design of the braze chamber itself. The brazing chamber is insulated with lightweight ceramic fiber insulation and is heated with high velocity natural gas burners. This combination of low heat storage insulation with maximum heating potential gas burners allows extremely fast response time for heating or cooling. The recirculating fan provides convection in the furnace atmosphere for fast heating and uniform distribution of temperature. Since the patented convection muffle design is low in volume, atmosphere integrity (less than 50 ppm oxygen in most cases) is maintained with low nitrogen consumption.

Other considerations are made to improve part quality and appearance. By monitoring the temperature differential through the load and adjusting the fan speed (i.e., heating rate) and cycle time accordingly, the semi-continuous controlled atmosphere brazing furnace system has the ability to braze parts of various dimensions successfully under a single set of parameters.

Laminar Flow - When a tube size is increased (i.e. two one-inch rows), faster water flow is needed. Maximizing the water flow with a high flow water pump and proper pulley ratios will assist in pushing and turbulating the coolant to the outer walls of the tube. Keeping the coolant turbulated by increasing the water speed will help decrease the temperature.

Module Assembly - A module assembly is a complete cooling system that is engineered and designed as a direct fit for a particular vehicle's model, year and horsepower. It consists of an aluminum dual core radiator, hi-torque electric fan(s), aluminum fan mounting bracket(s) with hardware, wiring harness(es) with relay(s), billet recovery tank and cap, all packaged in one part number. A first by Be Cool in the industry.

Fan Module Assembly - A fan module assembly is a complete electric fan system that is engineered and designed as a direct fit for a particular radiator core size (i.e. 18", 22", 24" or 27"wide). These are particularly helpful when you already have a performance radiator but need all of the rest of the components to complete your cooling system upgrade. A fan module typically consists of a hi-torque electric fan(s), aluminum fan mounting bracket(s) and hardware, a wiring harness or harnesses with relay(s) all packaged in one part number. Fan module assemblies are another industry first for Be Cool.

Recommended Radiator Cap PSI - Radiator caps should be used to maintain cooling system pressure at 12-15 PSI. You need pressure this high to maintain a high coolant boiling point (higher pressure = higher boiling point). Higher pressures than this will be hazardous to the longevity of heater cores and hoses. For extended cooling system life, always run a premium coolant, check all hoses and flush your system every year. Coolant is more economical than system components.

Be Cool's Pro Fab shop has been building one of a kind custom radiator applications for more than four years. Through its one-on-one contact with vehicle owners the Pro Fab department realized that many customers were often looking for a singular solution to their cooling problems. Working in concert with these Be Cool customers the Pro Fab shop began to build, on an ever increasing basis, complete cooling system packages that often included not just a custom radiator but also a shroud, an electric fan or fans and even a coolant recovery tank.

The satisfied responses received from these ecstatic customers and the dramatic cooling improvements that they experienced prompted Be Cool to consider becoming the first company in the radiator industry to offer its customers an integrated, one part number solution to their cooling problem. More than four years of research, along with extensive in-field testing, has led to the ultimate cooling packages for many production applications. Every Power Cooling Module's components have been carefully matched for peak efficiency and to fit in the space available.

400 HP Street Series Modules

- Be Cool Aluminum Dual 1" Core Performance Radiator
- 16" Hi-torque Euro-Black, Straight Blade, Electric Puller Fan
- A Complete Set of Aluminum Fan Mounting Brackets w/ Hardware
- A Diamond-Cut, Vented Recovery Tank
- Fan Wiring Harness w/ 40 amp Relay
- Be Cool Billet Radiator Cap

700 HP Super Street Series Modules

- Be Cool Aluminum Dual 1" Core Performance Radiator
- Dual 11" Hi-torque Euro-Black, Paddle Blade, Electric Puller Fan
- A Complete Set of Aluminum Fan Mounting Brackets w/ Hardware
- A Diamond-Cut, Vented Recovery Tank
- Fan Wiring Harnesses w/ 40 amp Relay
- Be Cool Billet Radiator Cap

1000 HP Pro Street Series Modules

- Be Cool Aluminum Dual 1" Core Performance Radiator
- 2-13" Hi-torque Euro-Black, Curved Blade, Electric Puller Fans
- 2-Sets of Aluminum Fan Mounting Brackets w/ Hardware
- A Diamond-Cut, Vented Recovery Tank
- 2-Fan Wiring Harnesses w/ 40 amp Relays
- Be Cool Billet Radiator Cap

Module Assemblies

Be Cool's new Power Cooling Modules take the guesswork out of properly cooling your vehicle. Be Cool builds module systems that are **GUARANTEED** to bolt-in easily and properly cool vehicles with engine horsepower outputs from 350 to 1000. In fact, Be Cool **GUARANTEES** a minimum 20-degree coolant temperature drop over a factory copper/brass/lead radiator or your money back. Every Be Cool radiator uses fluted oval tubes to "turbulate" the passing water for maximum exposure to the outer wall of the radiator tube.

Each Be Cool Module System includes a genuine Be Cool crossflow aluminum radiator, a high-torque, European style electric fan or fans as horsepower requires in a euro black finish, aluminum fan mounting brackets, electric fan wiring harness, a diamond-cut, vented coolant recovery tank, a billet Be Cool radiator cap and all necessary installation hardware. The electric fan(s) are designed to engage at 195 degrees and switch off when the coolant temperature reaches 175 degrees. This provides the ultimate in driver convenience and engine safety.

All of the above listed components come well packed in a sturdy master shipping carton along with helpful installation tips, a detailed trouble-shooting guide and a warranty form. Additional customer assistance is available on our customer service line at 1-800-691-2667, in Canada, 1-866-223-2665 or you can select the "Ask the Tech" button on the home page of our website, www.becool.com.

A high-volume water pump will maximize coolant flow speed at low engine speeds and proper coolant speed is an important part of overall cooling efficiency. In addition to our production modules we still offer one-of-a-kind custom built assemblies from our Pro Fab shop for extreme applications. In the event that your application is not covered by one of our production module assemblies please contact our tech department direct using our toll-free telephone number.

Module Assemblies

Line Number	Make & Model	Fitment Codes	Year	Engine Size	Core Size	Core Dimensions	Radiator Dimensions	Line Number
1	**AMC**							1
2	AMX, Javelin	C,E	68-74	ALL	Med.	22 W x 18 H	26 W x 19 H	2
3	**BUICK**							3
4	Apollo		68-79	BB	L	24 W x 19 H	29 W x 19 H	4
5	Apollo		72-79	SB	Med.	22 W x 18 H	27 W x 19 H	5
6	Century		78-81	ALL	XL	27 W x 18 H	32 W x 19 H	6
7	Gran Sport	C	65-67	ALL	Med.	22 W x 18 H	27 W x 19 H	7
8	Gran Sport		68-77	ALL	XL	27 W x 18 H	33 W x 19 H	8
9	Grand National w/o Engine Oil Cooler		86-87	ALL	XL	27 W x 18 H	32 W x 19 H	9
10	Regal		68-77	ALL	XL	27 W x 18 H	33 W x 19 H	10
11	Regal		78-87	ALL	XL	27 W x 18 H	32 W x 19 H	11
12	Skylark	C	65-67	ALL	Med.	22 W x 18 H	27 W x 19 H	12
13	Skylark		68-77	ALL	XL	27 W x 18 H	33 W x 19 H	13
14	Special	C	65-67	ALL	Med.	22 W x 18 H	27 W x 19 H	14
15	**CADILLAC TRUCKS**							15
16	Escalade w/o Engine Oil Cooler		02-04	ALL	XXL	32 W x 18 H	40 W x 19 H	16
17	Escalade EXT w/o Engine Oil Cooler		02-04	ALL	XXL	32 W x 18 H	40 W x 19 H	17
18	Escalade XL w/o Engine Oil Cooler		02-04	ALL	XXL	32 W x 18 H	40 W x 19 H	18
19	**CHEVROLET CARS**							19
20	Bel Air, 210, 150 w/Late Model LT-1 w/Small Outlets - Crossflow Conversion	C	55-57	LT1	XL	27 W x 17 H	32 W x 17 H	20
21	Bel Air, 210, 150 - Crossflow Conversion	C	55-57	BB	XL	27 W x 17 H	32 W x 17 H	21
22	Bel Air with Electric Fan Mounting Brackets - Downflow	A,D	58	SB	Small	19 W x 18 H	19 W x 25 H	22
23	Bel Air - Crossflow Conversion	C	58-70	ALL	Med.	22 W x 18 H	26 W x 19 H	23
24	Bel Air w/24.5" Core - Crossflow Conversion	C	60-70	ALL	Large	25 W x 19 H	29 W x 19 H	24
25	Bel Air		71-74	ALL	XL	27 W x 18 H	33 W x 19 H	25
26	Biscayne with Electric Fan Mounting Brackets - Downflow	A,D	58	SB	Small	19 W x 18 H	19 W x 25 H	26
27	Biscayne - Crossflow Conversion	C	58-70	ALL	Med.	22 W x 18 H	26 W x 19 H	27
28	Biscayne w/24.5" Core - Crossflow Conversion	C	60-70	ALL	Large	25 W x 19 H	29 W x 19 H	28
29	Biscayne		71-72	ALL	XL	27 W x 18 H	33 W x 19 H	29
30	Camaro (22" Core)		67-69	SB	Med.	22 W x 18 H	26 W x 19 H	30
31	Camaro (24" Core)	R	67-69	BB	Large	24 W x 18 H	29 W x 19 H	31
32	Camaro		70-81	ALL	XL	27 W x 18 H	31 W x 19 H	32
33	Camaro		82-92	ALL	XL	27 W x 18 H	31 W x 19 H	33
34	Caprice w/24.5" Core - Crossflow Conversion	C	60-70	ALL	Large	25 W x 19 H	29 W x 19 H	34
35	Caprice - Crossflow Conversion	C	65-70	ALL	Med.	22 W x 18 H	26 W x 19 H	35
36	Caprice		71-79	ALL	XL	27 W x 18 H	33 W x 19 H	36
37	Caprice		80-86	ALL	XL	27 W x 18 H	32 W x 19 H	37
38	Cavalier		95-03	ALL	Med.	22 W x 18 H	26 W x 19 H	38
39	Chevelle - Crossflow Conversion	C	64-65	ALL	Med.	22 W x 18 H	26 W x 19 H	39
40	Chevelle - Crossflow Conversion	C	66-67	SB	Med.	22 W x 18 H	26 W x 19 H	40
41	Chevelle - Crossflow Conversion	C	66-67	BB	Med.	22 W x 18 H	26 W x 19 H	41
42	Chevelle (24" Core)	C,R	64-67	BB	L	24 W x 17 H	29 W x 17 H	42
43	Chevelle	A	68-77	BB	XL	27 W x 18 H	33 W x 19 H	43
44	Chevy II	C	62-67	ALL	Med.	22 W x 18 H	26 W x 19 H	44
45	Corvette - Crossflow Conversion	B,C	55-60	SB	Small	18 W x 18 H	26 W x 19 H	45
46	Corvette		61-62	SB	Small	18 W x 17 H	22 W x 19 H	46
47	Corvette - SB Only (Replaces OEM Aluminum Radiator)	B	63-72	SB	Small	18 W x 17 H	25 W x 17 H	47
48	Corvette Conversion (Use w/SB Core Support)	N	63-67	ALL	Med.	22 W x 17 H	27 W x 17 H	48
49	Corvette Conversion (Use w/SB, Pin Mount, Core Support)	M,N	63-67	ALL	Large	25 W x 17 H	27 W x 17 H	49

FITMENT CODES:

A- Top mounting plate for crossflow conversion may require modification
B- No Blower: 300 Maximum horsepower
C - Upper and lower hose & transmission line modification necessary to use crossflow upgrade
D - With passenger-side water pump outlet
E - With driver-side water pump outlet
F - Modifications required to bottom of core support
G - Replaces 28-½" Core
H - Use 4 of #72003 to install stock shroud
I - Some applications require #72011 fitting
J - 1 of #72000 needed for installation
K- Requires drilling one 5/8 inch hole in top of each subframe rail for pin or foot mounted radiator installation. Battery relocation also required.
L - 1 #72006 & 1 #72007 needed for installation
M - Shroud modification necessary
N - Use 66-67 big block radiator hoses

Line Number	400 Horsepower				700 Horsepower				1000 Horsepower				Line Number
	Standard Transmission		Automatic Transmission		Standard Transmission		Automatic Transmission		Standard Transmission		Automatic Transmission		
	Natural	Polished	Natural	Polished	Natural	Polished	Natural	Polished	Natural	Polished	Natural	Polished	
1	**AMC**												1
2	80038	81038	82038	83038	—	—	—	—	—	—	—	—	2
3	**BUICK**												3
4	can use 80184	can use 81184	can use 82184	can use 83184	80184	81184	82184	83184	—	—	—	—	4
5	80019	81019	82019	83019	—	—	—	—	—	—	—	—	5
6	can use 80018	can use 81018	can use 82018	can use 83018	80018	81018	82018	83018	—	—	—	—	6
7	80019	81019	82019	83019	—	—	—	—	—	—	—	—	7
8	can use 80008	can use 81008	can use 82008	can use 83008	80008	81008	82008	83008	—	—	—	—	8
9	can use 80062	can use 81062	can use 82062	can use 83062	80062	81062	82062	83062	—	—	—	—	9
10	can use 80008	can use 81008	can use 82008	can use 83008	80008	81008	82008	83008	—	—	—	—	10
11	can use 80018	can use 81018	can use 82018	can use 83018	80018	81018	82018	83018	—	—	—	—	11
12	80019	81019	82019	83019	—	—	—	—	—	—	—	—	12
13	can use 80008	can use 81008	can use 82008	can use 83008	80008	81008	82008	83008	—	—	—	—	13
14	80019	81019	82019	83019	—	—	—	—	—	—	—	—	14
15	**CADILLAC TRUCKS**												15
16	can use 80102	can use 81102	can use 82102	can use 83102	can use 80102	can use 81102	can use 82102	can use 83102	80102	81102	82102	83102	16
17	can use 80102	can use 81102	can use 82102	can use 83102	can use 80102	can use 81102	can use 82102	can use 83102	80102	81102	82102	83102	17
18	can use 80102	can use 81102	can use 82102	can use 83102	can use 80102	can use 81102	can use 82102	can use 83102	80102	81102	82102	83102	18
19	**CHEVROLET CARS**												19
20	can use 80001	can use 81001	can use 82001	can use 83001	80001	81001	82001	83001	—	—	—	—	20
21	can use 80021	can use 81021	can use 82021	can use 83021	80021	81021	82021	83021	—	—	—	—	21
22	80101	81101	82101	83101	—	—	—	—	—	—	—	—	22
23	80016	81016	82016	83016	—	—	—	—	—	—	—	—	23
24	can use 80224	can use 81224	can use 82224	can use 83224	80224	81224	82224	83224	—	—	—	—	24
25	can use 80008	can use 81008	can use 82008	can use 83008	80008	81008	82008	83008	—	—	—	—	25
26	80101	81101	82101	83101	—	—	—	—	—	—	—	—	26
27	80016	81016	82016	83016	—	—	—	—	—	—	—	—	27
28	can use 80224	can use 81224	can use 82224	can use 83224	80224	81224	82224	83224	—	—	—	—	28
29	can use 80008	can use 81008	can use 82008	can use 83008	80008	81008	82008	83008	—	—	—	—	29
30	80009	81009	82009	83009	can use 80168	can use 81168	can use 82168	can use 83168	—	—	—	—	30
31	can use 80168	can use 81168	can use 82168	can use 83168	80168	81168	82168	83168	—	—	—	—	31
32	can use 80010	can use 81010	can use 82010	can use 83010	80010	81010	82010	83010	—	—	—	—	32
33	can use 80015	can use 81015	can use 82015	can use 83015	80015	81015	82015	83015	—	—	—	—	33
34	can use 80224	can use 81224	can use 82224	can use 83224	80224	81224	82224	83224	—	—	—	—	34
35	80016	81016	82016	83016	—	—	—	—	—	—	—	—	35
36	can use 80008	can use 81008	can use 82008	can use 83008	80008	81008	82008	83008	—	—	—	—	36
37	can use 80018	can use 81018	can use 82018	can use 83018	80018	81018	82018	83018	—	—	—	—	37
38	can use 80196	can use 81196	can use 82196	can use 83196	80196	81196	82196	83196	—	—	—	—	38
39	80009	81009	82009	83009	—	—	—	—	—	—	—	—	39
40	80009	81009	82009	83009	—	—	—	—	—	—	—	—	40
41	80016	81016	82016	83016	—	—	—	—	—	—	—	—	41
42	can use 80188	can use 81188	can use 82188	can use 83188	80188	81188	82188	83188					42
43	can use 80008	can use 81008	can use 82008	can use 83008	80008	81008	82008	83008	—	—	—	—	43
44	80012	81012	82012	83012	—	—	—	—	—	—	—	—	44
45	80014	81014	—	—	—	—	—	—	—	—	—	—	45
46	80006	81006	—	—	—	—	—	—	—	—	—	—	46
47	80003	81003	82003	83003	—	—	—	—	—	—	—	—	47
48	80066	81066	82066	83066	—	—	—	—	—	—	—	—	48
49	80227	81227	—	—	—	—	—	—	—	—	—	—	49

FITMENT CODES (CONTINUED):

O - Replaces 34" core
P - 2001 & 2002 Automatic transmission applications require 2 of #72002
Q - 66-67 Oldsmobile may require top plate modification
R - Requires voltage regulator relocation
S - Except diesel
T - Replaces 26" downflow
U - Use #72030 to install in 22" core support
V - Use 69-76 upper hose
W - Must use short water pump
X - For standard shift 4+3 Corvette use #62031
Y - Some applications require 1 #72010 fitting
Z - 1992 -1999 Chevrolet & GMC radiator with out raised filler neck requires upper brackets: GM part 15574275(R) & 15574276(L)
AA - On all Mopar applications with the XL size core, the transmission cooler is on the same side as the lower radiator hose and it faces outward toward the fender.

Note 1: "can use" means that this alternate application has more than enough cooling capacity for your original application.
Note 2: All automatic transmission radiators include transmission fittings (2) Part # 72001

Module Assemblies

Line Number	Make & Model	Fitment Codes	Year	Engine Size	Core Size	Core Dimensions	Radiator Dimensions	Line Number
50	Corvette - Except L88		66-67	BB	Med.	22 W x 18 H	28 W x 19 H	50
51	Corvette		68	ALL	Med.	22 W x 18 H	28 W x 19 H	51
52	Corvette (Replaces OEM Copper/Brass/Lead Radiator)	V	68	ALL	XL	27 W x 18 H	32 W x 19 H	52
53	Corvette (Use w/SB Core Support)	V	68	ALL	Med.	22 W x 17 H	27 W x 17 H	53
54	Corvette (Replaces OEM Copper/Brass/Lead Radiator)	V	69-82	ALL	XL	27 W x 18 H	32 W x 19 H	54
55	El Camino - Crossflow Conversion	C	64-65	ALL	Med.	22 W x 18 H	26 W x 19 H	55
56	El Camino - Crossflow Conversion	C	66-67	SB	Med.	22 W x 18 H	26 W x 19 H	56
57	El Camino - Crossflow Conversion		66-67	BB	Med.	22 W x 18 H	26 W x 19 H	57
58	El Camino		68-77	ALL	XL	27 W x 18 H	33 W x 19 H	58
59	El Camino		78-87	ALL	XL	27 W x 18 H	32 W x 19 H	59
60	Impala with Electric Fan Mounting Brackets - Downflow	D	58	SB	Small	19 W x 18 H	19 W x 25 H	60
61	Impala - Crossflow Conversion	C	59-70	ALL	Med.	22 W x 18 H	26 W x 19 H	61
62	Impala w/24.5" Core - Crossflow Conversion	C	60-70	ALL	Large	25 W x 19 H	29 W x 19 H	62
63	Impala		71-79	ALL	XL	27 W x 18 H	33 W x 19 H	63
64	Impala		80-85	ALL	XL	27 W x 18 H	32 W x 19 H	64
65	Laguna		73-76	ALL	XL	27 W x 18 H	33 W x 19 H	65
66	Malibu		68-77	ALL	XL	27 W x 18 H	33 W x 19 H	66
67	Malibu		78-83	ALL	XL	27 W x 18 H	32 W x 19 H	67
68	Monte Carlo		70-77	ALL	XL	27 W x 18 H	33 W x 19 H	68
69	Monte Carlo		78-87	ALL	XL	27 W x 18 H	32 W x 19 H	69
70	Nova - Crossflow Conversion	C	62-67	ALL	Med.	22 W x 18 H	26 W x 19 H	70
71	Nova (Cradle Mount)		68-79	SB	Med.	22 W x 18 H	27 W x 19 H	71
72	Nova		68-79	BB	L	24 W x 19 H	29 W x 19 H	72
73	Nova (Flange Mount)		68-79	SB	Med.	22 W x 18 H	26 W x 19 H	73
74	**CHEVROLET TRUCKS**							**74**
75	**1/2 Ton Pick-Ups**							**75**
76	C/K 10 Pick-Up - Crossflow Conversion	C	55-62	ALL	Med.	22 W x 18 H	27 W x 19 H	76
77	C/K 10 Pick-Up		63-66	ALL	Med.	22 W x 18 H	26 W x 21 H	77
78	C/K 10 Pick-Up		67-72	ALL	XL	27 W x 18 H	34 W x 19 H	78
79	C/K 10 Pick-Up	G,S	73-87	ALL	XL	27 W x 18 H	35 W x 21 H	79
80	C/K 10 Pick-Up w/o Engine Oil Cooler	G,S	88-99	ALL	XL	27 W x 18 H	34 W x 19 H	80
81	C/K 10 Pick-Up (Heavy Duty) w/o Engine Oil Cooler	O,S,Z	88-99	ALL	XXL	32 W x 18 H	40 W x 19 H	81
82	C/K 10 Pick-Up (Heavy Duty) w/o Engine Oil Cooler		00-04	ALL	XXL	32 W x 18 H	40 W x 19 H	82
83	**3/4 Ton Pick-Ups**							**83**
84	C/K 20 Pick-Up - Crossflow Conversion	C	55-62	ALL	Med.	22 W x 18 H	27 W x 19 H	84
85	C/K 20 Pick-Up		63-66	ALL	Med.	22 W x 18 H	26 W x 21 H	85
86	C/K 20 Pick-Up		67-72	ALL	XL	27 W x 18 H	34 W x 19 H	86
87	C/K 20 Pick-Up	G,S	73-87	ALL	XL	27 W x 18 H	35 W x 21 H	87
88	C/K 20 Pick-Up w/o Engine Oil Cooler	G,S	88-99	ALL	XL	27 W x 18 H	34 W x 19 H	88
89	C/K 20 Pick-Up (Heavy Duty) w/o Engine Oil Cooler	O,S,Z	88-99	ALL	XXL	32 W x 18 H	40 W x 19 H	89
90	C/K 20 Pick-Up (Heavy Duty) w/o Engine Oil Cooler		00-04	ALL	XXL	32 W x 18 H	40 W x 19 H	90
91	**1 Ton Pick-Ups**							**91**
92	C/K 30 Pick-Up - Crossflow Conversion	C	55-62	ALL	Med.	22 W x 18 H	27 W x 19 H	92
93	C/K 30 Pick-Up		63-66	ALL	Med.	22 W x 18 H	26 W x 21 H	93
94	C/K 30 Pick-Up		67-72	ALL	XL	27 W x 18 H	34 W x 19 H	94
95	C/K 30 Pick-Up	G,S	73-87	ALL	XL	27 W x 18 H	35 W x 21 H	95
96	C/K 30 Pick-Up w/o Engine Oil Cooler	G,S	88-99	ALL	XL	27 W x 18 H	34 W x 19 H	96
97	C/K 30 Pick-Up (Heavy Duty) w/o Engine Oil Cooler	O,S,Z	88-99	ALL	XXL	32 W x 18 H	40 W x 19 H	97
98	C/K 30 Pick-Up (Heavy Duty) w/o Engine Oil Cooler		00-04	ALL	XXL	32 W x 18 H	40 W x 19 H	98
99	**Other Truck & SUV Models**							**99**
100	Avalanche (Heavy Duty) w/o Engine Oil Cooler		02-04	ALL	XXL	32 W x 18 H	40 W x 19 H	100

FITMENT CODES:

A- Top mounting plate for crossflow conversion may require modification
B- No Blower: 300 Maximum horsepower
C - Upper and lower hose & transmission line modification necessary to use crossflow upgrade
D - With passenger-side water pump outlet
E - With driver-side water pump outlet
F - Modifications required to bottom of core support
G - Replaces 28-½" Core
H - Use 4 of #72003 to install stock shroud
I - Some applications require #72011 fitting
J - 1 of #72000 needed for installation
K- Requires drilling one 5/8 inch hole in top of each subframe rail for pin or foot mounted radiator installation. Battery relocation also required.
L - 1 #72006 & 1 #72007 needed for installation
M - Shroud modification necessary
N - Use 66-67 big block radiator hoses

Line Number	400 Horsepower				700 Horsepower				1000 Horsepower				Line Number
	Standard Transmission		Automatic Transmission		Standard Transmission		Automatic Transmission		Standard Transmission		Automatic Transmission		
	Natural	Polished	Natural	Polished	Natural	Polished	Natural	Polished	Natural	Polished	Natural	Polished	
50	80022	81022	82022	83022	—	—	—	—	—	—	—	—	50
51	80022	81022	82022	83022	—	—	—	—	—	—	—	—	51
52	can use 80029	can use 81029	can use 82029	can use 83029	80029	81029	82029	83029	—	—	—	—	52
53	80066	81066	82066	83066	—	—	—	—	—	—	—	—	53
54	can use 80029	can use 81029	can use 82029	can use 83029	80029	81029	82029	83029	—	—	—	—	54
55	80009	81009	82009	83009	—	—	—	—	—	—	—	—	55
56	80009	81009	82009	83009	—	—	—	—	—	—	—	—	56
57	80016	81016	82016	83016	—	—	—	—	—	—	—	—	57
58	can use 80008	can use 81008	can use 82008	can use 83008	80008	81008	82008	83008	—	—	—	—	58
59	can use 80018	can use 81018	can use 82018	can use 83018	80018	81018	82018	83018	—	—	—	—	59
60	80101	81101	82101	83101	—	—	—	—	—	—	—	—	60
61	80016	81016	82016	83016	—	—	—	—	—	—	—	—	61
62	can use 80224	can use 81224	can use 82224	can use 83224	80224	81224	82224	83224	—	—	—	—	62
63	can use 80008	can use 81008	can use 82008	can use 83008	80008	81008	82008	83008	—	—	—	—	63
64	can use 80018	can use 81018	can use 82018	can use 83018	80018	81018	82018	83018	—	—	—	—	64
65	can use 80008	can use 81008	can use 82008	can use 83008	80008	81008	82008	83008	—	—	—	—	65
66	can use 80008	can use 81008	can use 82008	can use 83008	80008	81008	82008	83008	—	—	—	—	66
67	can use 80018	can use 81018	can use 82018	can use 83018	80018	81018	82018	83018	—	—	—	—	67
68	can use 80008	can use 81008	can use 82008	can use 83008	80008	81008	82008	83008	—	—	—	—	68
69	can use 80018	can use 81018	can use 82018	can use 83018	80018	81018	82018	83018	—	—	—	—	69
70	80012	81012	82012	83012	—	—	—	—	—	—	—	—	70
71	80019	81019	82019	83019	—	—	—	—	—	—	—	—	71
72	can use 80184	can use 81184	can use 82184	can use 83184	80184	81184	82184	83184	—	—	—	—	72
73	80009	81009	82009	83009	—	—	—	—	—	—	—	—	73
74	**CHEVROLET TRUCKS**												**74**
75	**1/2 Ton Pick-Ups**												**75**
76	80026	81026	82026	83026	—	—	—	—	—	—	—	—	76
77	80162	81162	82162	83162	—	—	—	—	—	—	—	—	77
78	can use 80058	can use 81058	can use 82058	can use 83058	80058	81058	82058	83058	—	—	—	—	78
79	can use 80013	can use 81013	can use 82013	can use 83013	can use 80013	can use 81013	can use 82013	can use 83013	80013	81013	82013	83013	79
80	can use 80024	can use 81024	can use 82024	can use 83024	80024	81024	82024	83024	—	—	—	—	80
81	can use 80069	can use 81069	can use 82069	can use 83069	can use 80069	can use 81069	can use 82069	can use 83069	80069	81069	82069	83069	81
82	can use 80102	can use 81102	can use 82102	can use 83102	can use 80102	can use 81102	can use 82102	can use 83102	80102	81102	82102	83102	82
83	**3/4 Ton Pick-Ups**												**83**
84	80026	81026	82026	83026	—	—	—	—	—	—	—	—	84
85	80162	81162	82162	83162	—	—	—	—	—	—	—	—	85
86	can use 80058	can use 81058	can use 82058	can use 83058	80058	81058	82058	83058	—	—	—	—	86
87	can use 80013	can use 81013	can use 82013	can use 83013	can use 80013	can use 81013	can use 82013	can use 83013	80013	81013	82013	83013	87
88	can use 80024	can use 81024	can use 82024	can use 83024	80024	81024	82024	83024	—	—	—	—	88
89	can use 80069	can use 81069	can use 82069	can use 83069	can use 80069	can use 81069	can use 82069	can use 83069	80069	81069	82069	83069	89
90	can use 80102	can use 81102	can use 82102	can use 83102	can use 80102	can use 81102	can use 82102	can use 83102	80102	81102	82102	83102	90
91	**1 Ton Pick-Ups**												**91**
92	80026	81026	82026	83026	—	—	—	—	—	—	—	—	92
93	80162	81162	82162	83162	—	—	—	—	—	—	—	—	93
94	can use 80058	can use 81058	can use 82058	can use 83058	80058	81058	82058	83058	—	—	—	—	94
95	can use 80013	can use 81013	can use 82013	can use 83013	can use 80013	can use 81013	can use 82013	can use 83013	80013	81013	82013	83013	95
96	can use 80024	can use 81024	can use 82024	can use 83024	80024	81024	82024	83024	—	—	—	—	96
97	can use 80069	can use 81069	can use 82069	can use 83069	can use 80069	can use 81069	can use 82069	can use 83069	80069	81069	82069	83069	97
98	can use 80102	can use 81102	can use 82102	can use 83102	can use 80102	can use 81102	can use 82102	can use 83102	80102	81102	82102	83102	98
99	**Other Truck & SUV Models**												**99**
100	can use 80102	can use 81102	can use 82102	can use 83102	can use 80102	can use 81102	can use 82102	can use 83102	80102	81102	82102	83102	100

FITMENT CODES (CONTINUED):

O - Replaces 34" core
P - 2001 & 2002 Automatic transmission applications require 2 of #72002
Q - 66-67 Oldsmobile may require top plate modification
R - Requires voltage regulator relocation
S - Except diesel
T - Replaces 26" downflow
U - Use #72030 to install in 22" core support
V - Use 69-76 upper hose
W - Must use short water pump
X - For standard shift 4+3 Corvette use #62031
Y - Some applications require 1 #72010 fitting
Z - 1992 -1999 Chevrolet & GMC radiator with out raised filler neck requires upper brackets: GM part 15574275(R) & 15574276(L)
AA - On all Mopar applications with the XL size core, the transmission cooler is on the same side as the lower radiator hose and it faces outward toward the fender.

Note 1: "can use" means that this alternate application has more than enough cooling capacity for your original application.
Note 2: All automatic transmission radiators include transmission fittings (2) Part # 72001

Module Assemblies

Line Number	Make & Model	Fitment Codes	Year	Engine Size	Core Size	Core Dimensions	Radiator Dimensions	Line Number
101	Blazer - Full Size		69-72	ALL	XL	27 W x 18 H	34 W x 19 H	101
102	Blazer - Full Size w/o Engine Oil Cooler	G,S	73-91	ALL	XL	27 W x 18 H	35 W x 21 H	102
103	Dually	G,S	73-91	ALL	XL	27 W x 18 H	35 W x 21 H	103
104	Dually w/o Engine Oil Cooler	G,S	92-99	ALL	XL	27 W x 18 H	34 W x 19 H	104
105	Dually (Heavy Duty) w/o Engine Oil Cooler	O,S,Z	92-99	ALL	XXL	32 W x 18 H	40 W x 19 H	105
106	Dually (Heavy Duty) w/o Engine Oil Cooler		00-04	ALL	XXL	32 W x 18 H	40 W x 19 H	106
107	Suburban - Crossflow Conversion	C	55-62	ALL	Med.	22 W x 18 H	27 W x 19 H	107
108	Suburban		63-66	ALL	Med.	22 W x 18 H	26 W x 21 H	108
109	Suburban		67-72	ALL	XL	27 W x 18 H	34 W x 19 H	109
110	Suburban	G,S	73-91	ALL	XL	27 W x 18 H	35 W x 21 H	110
111	Suburban w/o Engine Oil Cooler	G,S	92-99	ALL	XL	27 W x 18 H	34 W x 19 H	111
112	Suburban (Heavy Duty) w/o Engine Oil Cooler	O,S,Z	92-99	ALL	XXL	32 W x 18 H	40 W x 19 H	112
113	Suburban (Heavy Duty) w/o Engine Oil Cooler		00-04	ALL	XXL	32 W x 18 H	40 W x 19 H	113
114	Tahoe w/o Engine Oil Cooler	G,S	92-99	ALL	XL	27 W x 18 H	34 W x 19 H	114
115	Tahoe (Heavy Duty) w/o Engine Oil Cooler	O,S,Z	92-99	ALL	XXL	32 W x 18 H	40 W x 19 H	115
116	Tahoe (Heavy Duty) w/o Engine Oil Cooler		00-04	ALL	XXL	32 W x 18 H	40 W x 19 H	116
117	Van w/o Engine Oil Cooler	G,S	73-91	ALL	XL	27 W x 18 H	35 W x 21 H	117
118	**DODGE CARS**							118
119	**A, B & E Body** w/Driver's Side Water Pump Outlet - Crossflow Conversion	C,E,T,U	60-88	ALL	Med.	22 W x 18 H	26 W x 19 H	119
120	**A, B & E Body** w/Passenger Side Water Pump Outlet - Crossflow Conversion	C,D,T,U	60-88	ALL	Med.	22 W x 18 H	26 W x 19 H	120
121	**A Body** - Dart, Demon, Swinger, Dart Sport - Crossflow Conversion w/Driver's Side Water Pump Outlet	A,C,E,K	64-76	ALL	Large	24 W x 18 H	30 W x 19 H	121
122	**A Body** - Dart, Demon, Swinger, Dart Sport - Crossflow Conversion w/Passenger Side Water Pump Outlet	A,C,D,K	64-76	ALL	Large	24 W x 18 H	30 W x 19 H	122
123	**A Body** - Dart, Demon, Swinger, Dart Sport - Crossflow Conversion w/Driver's Side Water Pump Outlet	A,C,E,K,AA	64-76	ALL	XL	27 W x 18 H	33 W x 19 H	123
124	**A Body** - Dart, Demon, Swinger, Dart Sport - Crossflow Conversion w/Passenger Side Water Pump Outlet	A,C,D,K,AA	64-76	ALL	XL	27 W x 18 H	33 W x 19 H	124
125	**B Body** - Coronet, Charger, Super Bee - Crossflow Conversion w/Driver's Side Water Pump Outlet	A,C,E,K	64-70	ALL	Large	24 W x 18 H	29 W x 19 H	125
126	**B Body** - Coronet, Charger, Super Bee - Crossflow Conversion w/Driver's Side Water Pump Outlet, Flange Mount	A,C,E,K	71-74	ALL	Large	24 W x 18 H	29 W x 19 H	126
127	**B Body** - Coronet, Charger, Super Bee - Crossflow Conversion w/Passenger Side Water Pump Outlet	A,C,D,K	64-74	ALL	Large	24 W x 18 H	29 W x 19 H	127
128	**B Body** - Coronet, Charger, Super Bee - Crossflow Conversion w/Driver's Side Water Pump Outlet & XL Core	A,C,E,K,AA	64-74	ALL	XL	27 W x 18 H	33 W x 19 H	128
129	**B Body** - Coronet, Charger, Super Bee - Crossflow Conversion w/Passenger Side Water Pump Outlet & XL Core	A,C,D,K,AA	64-74	ALL	XL	27 W x 18 H	33 W x 19 H	129
130	**E Body** - Challenger, Challenger T/A, Challenger R/T - Crossflow Conversion w/Driver's Side Water Pump Outlet	A,C,E,K	70-74	ALL	Large	24 W x 18 H	29 W x 19 H	130
131	**E Body** - Challenger, Challenger T/A, Challenger R/T - Crossflow Conversion w/Passenger Side Water Pump Outlet	A,C,D,K	70-74	ALL	Large	24 W x 18 H	29 W x 19 H	131
132	**E Body** - Challenger, Challenger T/A, Challenger R/T - Crossflow Conversion w/Driver's Side Water Pump Outlet & XL Core	A,C,E,K,AA	70-74	ALL	XL	27 W x 18 H	33 W x 19 H	132
133	**E Body** - Challenger, Challenger T/A, Challenger R/T - Crossflow Conversion w/Passenger Side Water Pump Outlet & XL Core	A,C,D,K,AA	70-74	ALL	XL	27 W x 18 H	33 W x 19 H	133
134	**DODGE TRUCKS**							134
135	Ram Pick-Up - Crossflow Conversion w/Driver's Side Water Pump Outlet	C,E,T,U	72-93	ALL	Med.	22 W x 18 H	26 W x 19 H	135
136	Ram Pick-Up - Crossflow Conversion w/Passenger Side Water Pump Outlet	C,D,T,U	72-93	ALL	Med.	22 W x 18 H	26 W x 19 H	136
137	**FORD CARS**							137
138	Fairmont		80-83	ALL	Large	24 W x 18 H	29 W x 18 H	138
139	Falcon w/Driver's Side Water Pump Outlet & Electric Fan Mounting Brackets	B	60-65	SB	Small	17 W x 17 H	17 W x 22 H	139
140	Galaxie	E,C	63½	ALL	Large	24 W x 18 H	29 W x 18 H	140
141	Granada		80-83	ALL	Large	24 W x 18 H	29 W x 18 H	141
142	LTD		83-86	ALL	Large	24 W x 18 H	29 W x 18 H	142

FITMENT CODES:

A- Top mounting plate for crossflow conversion may require modification
B- No Blower: 300 Maximum horsepower
C - Upper and lower hose & transmission line modification necessary to use crossflow upgrade
D - With passenger-side water pump outlet
E - With driver-side water pump outlet
F - Modifications required to bottom of core support
G - Replaces 28-½" Core
H - Use 4 of #72003 to install stock shroud
I - Some applications require #72011 fitting
J - 1 of #72000 needed for installation
K- Requires drilling one 5/8 inch hole in top of each subframe rail for pin or foot mounted radiator installation. Battery relocation also required.
L - 1 #72006 & 1 #72007 needed for installation
M - Shroud modification necessary
N - Use 66-67 big block radiator hoses

Line Number	400 Horsepower				700 Horsepower				1000 Horsepower				Line Number
	Standard Transmission		Automatic Transmission		Standard Transmission		Automatic Transmission		Standard Transmission		Automatic Transmission		
	Natural	Polished	Natural	Polished	Natural	Polished	Natural	Polished	Natural	Polished	Natural	Polished	
101	can use 80058	can use 81058	can use 82058	can use 83058	80058	81058	82058	83058	—	—	—	—	101
102	can use 80013	can use 81013	can use 82013	can use 83013	can use 80013	can use 81013	can use 82013	can use 83013	80013	81013	82013	83013	102
103	can use 80013	can use 81013	can use 82013	can use 83013	can use 80013	can use 81013	can use 82013	can use 83013	80013	81013	82013	83013	103
104	can use 80024	can use 81024	can use 82024	can use 83024	80024	81024	82024	83024	—	—	—	—	104
105	can use 80069	can use 81069	can use 82069	can use 83069	can use 80069	can use 81069	can use 82069	can use 83069	80069	81069	82069	83069	105
106	can use 80102	can use 81102	can use 82102	can use 83102	can use 80102	can use 81102	can use 82102	can use 83102	80102	81102	82102	83102	106
107	80026	81026	82026	83026	—	—	—	—	—	—	—	—	107
108	80162	81162	82162	83162	—	—	—	—	—	—	—	—	108
109	can use 80058	can use 81058	can use 82058	can use 83058	80058	81058	82058	83058	—	—	—	—	109
110	can use 80013	can use 81013	can use 82013	can use 83013	can use 80013	can use 81013	can use 82013	can use 83013	80013	81013	82013	83013	110
111	can use 80024	can use 81024	can use 82024	can use 83024	80024	81024	82024	83024	—	—	—	—	111
112	can use 80069	can use 81069	can use 82069	can use 83069	can use 80069	can use 81069	can use 82069	can use 83069	80069	81069	82069	83069	112
113	can use 80102	can use 81102	can use 82102	can use 83102	can use 80102	can use 81102	can use 82102	can use 83102	80102	81102	82102	83102	113
114	can use 80024	can use 81024	can use 82024	can use 83024	80024	81024	82024	83024	—	—	—	—	114
115	can use 80069	can use 81069	can use 82069	can use 83069	can use 80069	can use 81069	can use 82069	can use 83069	80069	81069	82069	83069	115
116	can use 80102	can use 81102	can use 82102	can use 83102	can use 80102	can use 81102	can use 82102	can use 83102	80102	81102	82102	83102	116
117	can use 80013	can use 81013	can use 82013	can use 83013	can use 80013	can use 81013	can use 82013	can use 83013	80013	81013	82013	83013	117
118	**DODGE CARS**												118
119	80038	81038	82038	83038	—	—	—	—	—	—	—	—	119
120	80016	81016	82016	83016	—	—	—	—	—	—	—	—	120
121	can use 80174	can use 81174	can use 82174	can use 83174	80174	81174	82174	83174	—	—	—	—	121
122	can use 80175	can use 81175	can use 82175	can use 83175	80175	81175	82175	83175	—	—	—	—	122
123	can use 80198	can use 81198	can use 82198	can use 83198	can use 80198	can use 81198	can use 82198	can use 83198	80198	81198	82198	83198	123
124	can use 80199	can use 81199	can use 82199	can use 83199	can use 80199	can use 81199	can use 82199	can use 83199	80199	81199	82199	83199	124
125	can use 80170	can use 81170	can use 82170	can use 83170	80170	81170	82170	83170	can use 80172	can use 81172	can use 82172	can use 83172	125
126	can use 80186	can use 81186	can use 82186	can use 83186	80186	81186	82186	83186	can use 80172	can use 81172	can use 82172	can use 83172	126
127	can use 80171	can use 81171	can use 82171	can use 83171	80171	81171	82171	83171	can use 80173	can use 81173	can use 82173	can use 83173	127
128	can use 80172	can use 81172	can use 82172	can use 83172	can use 80172	can use 81172	can use 82172	can use 83172	80172	81172	82172	83172	128
129	can use 80173	can use 81173	can use 82173	can use 83173	can use 80173	can use 81173	can use 82173	can use 83173	80173	81173	82173	83173	129
130	can use 80178	can use 81178	can use 82178	can use 83178	80178	81178	82178	83178	can use 80176	can use 81176	can use 82176	can use 83176	130
131	can use 80179	can use 81179	can use 82179	can use 83179	80179	81179	82179	83179	can use 80177	can use 81177	can use 82177	can use 83177	131
132	can use 80176	can use 81176	can use 82176	can use 83176	can use 80176	can use 81176	can use 82176	can use 83176	80176	81176	82176	83176	132
133	can use 80177	can use 81177	can use 82177	can use 83177	can use 80177	can use 81177	can use 82177	can use 83177	80177	81177	82177	83177	133
134	**DODGE TRUCKS**												134
135	80038	81038	82038	83038	—	—	—	—	—	—	—	—	135
136	80016	81016	82016	83016	—	—	—	—	—	—	—	—	136
137	**FORD CARS**												137
138	can use 80165	can use 81165	can use 82165	can use 83165	80165	81165	82165	83165	—	—	—	—	138
139	80159	81159	82159	83159	—	—	—	—	—	—	—	—	139
140	can use 80197	can use 81197	can use 82197	can use 83197	80197	81197	82197	83197	—	—	—	—	140
141	can use 80165	can use 81165	can use 82165	can use 83165	80165	81165	82165	83165	—	—	—	—	141
142	can use 80165	can use 81165	can use 82165	can use 83165	80165	81165	82165	83165	—	—	—	—	142

FITMENT CODES (CONTINUED):

O - Replaces 34" core
P - 2001 & 2002 Automatic transmission applications require 2 of #72002
Q - 66-67 Oldsmobile may require top plate modification
R - Requires voltage regulator relocation
S - Except diesel
T - Replaces 26" downflow
U - Use #72030 to install in 22" core support
V - Use 69-76 upper hose
W - Must use short water pump
X - For standard shift 4+3 Corvette use #62031
Y - Some applications require 1 #72010 fitting
Z - 1992 -1999 Chevrolet & GMC radiator with out raised filler neck requires upper brackets: GM part 15574275(R) & 15574276(L)
AA - On all Mopar applications with the XL size core, the transmission cooler is on the same side as the lower radiator hose and it faces outward toward the fender.

Note 1: "can use" means that this alternate application has more than enough cooling capacity for your original application.
Note 2: All automatic transmission radiators include transmission fittings (2) Part # 72001

Customer Service: 1-800-691-2667
In Canada: 1-866-223-2665
www.becool.com

Line Number	Make & Model	Fitment Codes	Year	Engine Size	Core Size	Core Dimensions	Radiator Dimensions	Line Number
143	Mustang w/Driver's Side Water Pump Outlet & Electric Fan Mounting Brackets		64-66	SB	Small	18 W x 18 H	17 W x 22 H	143
144	Mustang w/Driver's Side Water Pump Outlet - Crossflow Conversion	A,C,E,K	67-70	ALL	XL	27 W x 18 H	33 W x 18 H	144
145	Mustang		71-73	ALL	Med.	22 W x 18 H	26 W x 19 H	145
146	Mustang		71-73	ALL	XL	27 W x 18 H	31 W x 19 H	146
147	Mustang II	E	74-78	ALL	Med.	22 W x 18 H	26 W x 19 H	147
148	Mustang	E	79-93	ALL	Large	24 W x 18 H	29 W x 18 H	148
149	Thunderbird	E	80-88	ALL	Large	24 W x 18 H	29 W x 18 H	149
150	**FORD TRUCKS**							150
151	Bronco	B,D	66-77	SB	Small	18 W x 18 H	24 W x 20 H	151
152	F-100, F-250 Pick-Up	A,E	53-56	ALL	Med.	22 W x 18 H	27 W x 19 H	152
153	**GMC TRUCKS**							153
154	**1/2 Ton Pick-Ups**							154
155	C/K 15 Pick-Up - Crossflow Conversion	C	55-62	ALL	Med.	22 W x 18 H	27 W x 19 H	155
156	C/K 15 Pick-Up		63-66	ALL	Med.	22 W x 18 H	26 W x 21 H	156
157	C/K 15 Pick-Up		67-72	ALL	XL	27 W x 18 H	34 W x 19 H	157
158	C/K 15 Pick-Up	G,S	73-87	ALL	XL	27 W x 18 H	35 W x 21 H	158
159	C/K 15 Pick-Up w/o Engine Oil Cooler	G,S	88-99	ALL	XL	27 W x 18 H	34 W x 19 H	159
160	C/K 15 Pick-Up (Heavy Duty) w/o Engine Oil Cooler	O,S,Z	88-99	ALL	XXL	32 W x 18 H	40 W x 19 H	160
161	C/K 15 Pick-Up (Heavy Duty) w/o Engine Oil Cooler		00-04	ALL	XXL	32 W x 18 H	40 W x 19 H	161
162	**3/4 Ton Pick-Ups**							162
163	C/K 25 Pick-Up - Crossflow Conversion	C	55-62	ALL	Med.	22 W x 18 H	27 W x 19 H	163
164	C/K 25 Pick-Up		63-66	ALL	Med.	22 W x 18 H	26 W x 21 H	164
165	C/K 25 Pick-Up		67-72	ALL	XL	27 W x 18 H	34 W x 19 H	165
166	C/K 25 Pick-Up	G,S	73-87	ALL	XL	27 W x 18 H	35 W x 21 H	166
167	C/K 25 Pick-Up w/o Engine Oil Cooler	G,S	88-99	ALL	XL	27 W x 18 H	34 W x 19 H	167
168	C/K 25 Pick-Up (Heavy Duty) w/o Engine Oil Cooler	O,S,Z	88-99	ALL	XXL	32 W x 18 H	40 W x 19 H	168
169	C/K 25 Pick-Up (Heavy Duty) w/o Engine Oil Cooler		00-04	ALL	XXL	32 W x 18 H	40 W x 19 H	169
170	**1 Ton Pick-Ups**							170
171	C/K 35 Pick-Up - Crossflow Conversion	C	55-62	ALL	Med.	22 W x 18 H	27 W x 19 H	171
172	C/K 35 Pick-Up		63-66	ALL	Med.	22 W x 18 H	26 W x 21 H	172
173	C/K 35 Pick-Up		67-72	ALL	XL	27 W x 18 H	34 W x 19 H	173
174	C/K 35 Pick-Up	G,S	73-87	ALL	XL	27 W x 18 H	35 W x 21 H	174
175	C/K 35 Pick-Up w/o Engine Oil Cooler	G,S	88-99	ALL	XL	27 W x 18 H	34 W x 19 H	175
176	C/K 35 Pick-Up (Heavy Duty) w/o Engine Oil Cooler	O,S,Z	88-99	ALL	XXL	32 W x 18 H	40 W x 19 H	176
177	C/K 35 Pick-Up (Heavy Duty) w/o Engine Oil Cooler		00-04	ALL	XXL	32 W x 18 H	40 W x 19 H	177
178	**Other Truck & SUV Models**							178
179	Dually	G,S	73-91	ALL	XL	27 W x 18 H	35 W x 21 H	179
180	Dually w/o Engine Oil Cooler	G,S	92-99	ALL	XL	27 W x 18 H	34 W x 19 H	180
181	Dually (Heavy Duty) w/o Engine Oil Cooler	O,S,Z	92-99	ALL	XXL	32 W x 18 H	40 W x 19 H	181
182	Dually (Heavy Duty) w/o Engine Oil Cooler		00-04	ALL	XXL	32 W x 18 H	40 W x 19 H	182
183	Jimmy - Full Size		69-72	ALL	XL	27 W x 18 H	34 W x 19 H	183
184	Jimmy - Full Size w/o Engine Oil Cooler	G,S	73-91	ALL	XL	27 W x 18 H	35 W x 21 H	184
185	Suburban - Crossflow Conversion	C	55-62	ALL	Med.	22 W x 18 H	27 W x 19 H	185
186	Suburban		63-66	ALL	Med.	22 W x 18 H	26 W x 21 H	186
187	Suburban		67-72	ALL	XL	27 W x 18 H	34 W x 19 H	187
188	Suburban	G,S	73-91	ALL	XL	27 W x 18 H	35 W x 21 H	188
189	Suburban w/o Engine Oil Cooler	G,S	92-99	ALL	XL	27 W x 18 H	34 W x 19 H	189
190	Suburban (Heavy Duty) w/o Engine Oil Cooler	O,S,Z	92-99	ALL	XXL	32 W x 18 H	40 W x 19 H	190
191	Yukon w/o Engine Oil Cooler	G,S	92-99	ALL	XL	27 W x 18 H	34 W x 19 H	191
192	Yukon (Heavy Duty) w/o Engine Oil Cooler	O,S,Z	92-99	ALL	XXL	32 W x 18 H	40 W x 19 H	192
193	Yukon (Heavy Duty) w/o Engine Oil Cooler		00-04	ALL	XXL	32 W x 18 H	40 W x 19 H	193

FITMENT CODES:

A- Top mounting plate for crossflow conversion may require modification
B- No Blower: 300 Maximum horsepower
C - Upper and lower hose & transmission line modification necessary to use crossflow upgrade
D - With passenger-side water pump outlet
E - With driver-side water pump outlet
F - Modifications required to bottom of core support
G - Replaces 28-½" Core
H - Use 4 of #72003 to install stock shroud
I - Some applications require #72011 fitting
J - 1 of #72000 needed for installation
K- Requires drilling one 5/8 inch hole in top of each subframe rail for pin or foot mounted radiator installation. Battery relocation also required.
L - 1 #72006 & 1 #72007 needed for installation
M - Shroud modification necessary
N - Use 66-67 big block radiator hoses

Line Number	400 Horsepower				700 Horsepower				1000 Horsepower				Line Number
	Standard Transmission		Automatic Transmission		Standard Transmission		Automatic Transmission		Standard Transmission		Automatic Transmission		
	Natural	Polished	Natural	Polished	Natural	Polished	Natural	Polished	Natural	Polished	Natural	Polished	
143	80159	81159	82159	83159	—	—	—	—	—	—	—	—	143
144	can use 80187	can use 81187	can use 82187	can use 83187	can use 80187	can use 81187	can use 82187	can use 83187	80187	81187	82187	83187	144
145	80086	81086	82086	83086	80087	81087	82087	83087	—	—	—	—	145
146	80087	81087	82087	83087	80087	81087	82087	83087	—	—	—	—	146
147	80191	81191	82191	83191	—	—	—	—	—	—	—	—	147
148	can use 80165	can use 81165	can use 82165	can use 83165	80165	81165	82165	83165	—	—	—	—	148
149	can use 80165	can use 81165	can use 82165	can use 83165	80165	81165	82165	83165	—	—	—	—	149
150	**FORD TRUCKS**												150
151	80063	81063	82063	83063	—	—	—	—	—	—	—	—	151
152	80169	81169	82169	83169	—	—	—	—	—	—	—	—	152
153	**GMC TRUCKS**												153
154	**1/2 Ton Pick-Ups**												154
155	80026	81026	82026	83026	—	—	—	—	—	—	—	—	155
156	80162	81162	82162	83162	—	—	—	—	—	—	—	—	156
157	can use 80058	can use 81058	can use 82058	can use 83058	80058	81058	82058	83058	—	—	—	—	157
158	can use 80013	can use 81013	can use 82013	can use 83013	can use 80013	can use 81013	can use 82013	can use 83013	80013	81013	82013	83013	158
159	can use 80024	can use 81024	can use 82024	can use 83024	80024	81024	82024	83024	—	—	—	—	159
160	can use 80069	can use 81069	can use 82069	can use 83069	can use 80069	can use 81069	can use 82069	can use 83069	80069	81069	82069	83069	160
161	can use 80102	can use 81102	can use 82102	can use 83102	can use 80102	can use 81102	can use 82102	can use 83102	80102	81102	82102	83102	161
162	**3/4 Ton Pick-Ups**												162
163	80026	81026	82026	83026	—	—	—	—	—	—	—	—	163
164	80162	81162	82162	83162	—	—	—	—	—	—	—	—	164
165	can use 80058	can use 81058	can use 82058	can use 83058	80058	81058	82058	83058	—	—	—	—	165
166	can use 80013	can use 81013	can use 82013	can use 83013	can use 80013	can use 81013	can use 82013	can use 83013	80013	81013	82013	83013	166
167	can use 80024	can use 81024	can use 82024	can use 83024	80024	81024	82024	83024	—	—	—	—	167
168	can use 80069	can use 81069	can use 82069	can use 83069	can use 80069	can use 81069	can use 82069	can use 83069	80069	81069	82069	83069	168
169	can use 80102	can use 81102	can use 82102	can use 83102	can use 80102	can use 81102	can use 82102	can use 83102	80102	81102	82102	83102	169
170	**1 Ton Pick-Ups**												170
171	80026	81026	82026	83026	—	—	—	—	—	—	—	—	171
172	80162	81162	82162	83162	—	—	—	—	—	—	—	—	172
173	can use 80058	can use 81058	can use 82058	can use 83058	80058	81058	82058	83058	—	—	—	—	173
174	can use 80013	can use 81013	can use 82013	can use 83013	can use 80013	can use 81013	can use 82013	can use 83013	80013	81013	82013	83013	174
175	can use 80024	can use 81024	can use 82024	can use 83024	80024	81024	82024	83024	—	—	—	—	175
176	can use 80069	can use 81069	can use 82069	can use 83069	can use 80069	can use 81069	can use 82069	can use 83069	80069	81069	82069	83069	176
177	can use 80102	can use 81102	can use 82102	can use 83102	can use 80102	can use 81102	can use 82102	can use 83102	80102	81102	82102	83102	177
178	**Other Truck & SUV Models**												178
179	can use 80013	can use 81013	can use 82013	can use 83013	can use 80013	can use 81013	can use 82013	can use 83013	80013	81013	82013	83013	179
180	can use 80024	can use 81024	can use 82024	can use 83024	80024	81024	82024	83024	—	—	—	—	180
181	can use 80069	can use 81069	can use 82069	can use 83069	can use 80069	can use 81069	can use 82069	can use 83069	80069	81069	82069	83069	181
182	can use 80102	can use 81102	can use 82102	can use 83102	can use 80102	can use 81102	can use 82102	can use 83102	80102	81102	82102	83102	182
183	can use 80058	can use 81058	can use 82058	can use 83058	80058	81058	82058	83058	—	—	—	—	183
184	can use 80013	can use 81013	can use 82013	can use 83013	can use 80013	can use 81013	can use 82013	can use 83013	80013	81013	82013	83013	184
185	80026	81026	82026	83026	—	—	—	—	—	—	—	—	185
186	80162	81162	82162	83162	—	—	—	—	—	—	—	—	186
187	can use 80058	can use 81058	can use 82058	can use 83058	80058	81058	82058	83058	—	—	—	—	187
188	can use 80013	can use 81013	can use 82013	can use 83013	can use 80013	can use 81013	can use 82013	can use 83013	80013	81013	82013	83013	188
189	can use 80024	can use 81024	can use 82024	can use 83024	80024	81024	82024	83024	—	—	—	—	189
190	can use 80069	can use 81069	can use 82069	can use 83069	can use 80069	can use 81069	can use 82069	can use 83069	80069	81069	82069	83069	190
191	can use 80024	can use 81024	can use 82024	can use 83024	80024	81024	82024	83024	—	—	—	—	191
192	can use 80069	can use 81069	can use 82069	can use 83069	can use 80069	can use 81069	can use 82069	can use 83069	80069	81069	82069	83069	192
193	can use 80102	can use 81102	can use 82102	can use 83102	can use 80102	can use 81102	can use 82102	can use 83102	80102	81102	82102	83102	193

FITMENT CODES (CONTINUED):

O - Replaces 34" core
P - 2001 & 2002 Automatic transmission applications require 2 of #72002
Q - 66-67 Oldsmobile may require top plate modification
R - Requires voltage regulator relocation
S - Except diesel
T - Replaces 26" downflow
U - Use #72030 to install in 22" core support
V - Use 69-76 upper hose
W - Must use short water pump
X - For standard shift 4+3 Corvette use #62031
Y - Some applications require 1 #72010 fitting
Z - 1992 -1999 Chevrolet & GMC radiator with out raised filler neck requires upper brackets: GM part 15574275(R) & 15574276(L)
AA - On all Mopar applications with the XL size core, the transmission cooler is on the same side as the lower radiator hose and it faces outward toward the fender.

Note 1: "can use" means that this alternate application has more than enough cooling capacity for your original application.
Note 2: All automatic transmission radiators include transmission fittings (2) Part # 72001

Module Assemblies

Line Number	Make & Model	Fitment Codes	Year	Engine Size	Core Size	Core Dimensions	Radiator Dimensions	Line Number
194	Yukon XL (Heavy Duty) w/o Engine Oil Cooler		00-04	ALL	XXL	32 W x 18 H	40 W x 19 H	194
195	Van w/o Engine Oil Cooler	G,S	73-91	ALL	XL	27 W x 18 H	35 W x 21 H	195
196	**HUMMER**							196
197	H2 w/o Engine Oil Cooler		00-04	ALL	XXL	32 W x 18 H	40 W x 19 H	197
198	**JEEP**							198
199	CJ	B,C,E	70-86	SB	Small	18 W x 18 H	24 W x 19 H	199
200	CJ w/Small Block Chevrolet Engine	B,C,D	70-86	SB	Small	18 W x 18 H	24 W x 19 H	200
201	CJ w/Late Model LT-1 w/ 1-¼" Inlet/Outlet	B,D	70-86	LT1	Small	18 W x 18 H	24 W x 19 H	201
202	Cherokee - Full Size 22" Core w/ Passenger Side Outlet	D	74-83	SB	Med.	22 W x 19 H	28 W x 19 H	202
203	Cherokee - Full Size 24" Core w/ Passenger Side Outlet	D	74-83	ALL	Large	24 W x 19 H	28 W x 19 H	203
204	Cherokee - Full Size 22" Core w/ Driver Side Outlet	E	74-83	SB	Med.	22 W x 19 H	28 W x 19 H	204
205	Cherokee - Full Size 24" Core w/ Driver Side Outlet	E	74-83	ALL	Large	24 W x 19 H	28 W x 19 H	205
206	J Series Truck 22" Core w/ Passenger Side Outlet	D	74-88	SB	Med.	22 W x 19 H	28 W x 19 H	206
207	J Series Truck 24" Core w/ Passenger Side Outlet	D	74-88	ALL	Large	24 W x 19 H	28 W x 19 H	207
208	J Series Truck 22" Core w/ Driver Side Outlet	E	74-88	SB	Med.	22 W x 19 H	28 W x 19 H	208
209	J Series Truck 24" Core w/ Driver Side Outlet	E	74-88	ALL	Large	24 W x 19 H	28 W x 19 H	209
210	Scrambler	B,C,E	70-86	SB	Small	18 W x 18 H	24 W x 19 H	210
211	Scrambler w/Small Block Chevrolet Engine	B,C,D	70-86	SB	Small	18 W x 18 H	24 W x 19 H	211
212	Scrambler w/Late Model LT-1 w/ 1-¼" Inlet/Outlet	B,D	70-86	LT1	Small	18 W x 18 H	24 W x 19 H	212
213	Wagoneer/Grand Wagoneer 22" Core w/ Passenger Side Outlet	D	74-92	SB	Med.	22 W x 19 H	28 W x 19 H	213
214	Wagoneer/Grand Wagoneer 24" Core w/ Passenger Side Outlet	D	74-92	ALL	Large	24 W x 19 H	28 W x 19 H	214
215	Wagoneer/Grand Wagoneer 22" Core w/ Driver Side Outlet	E	74-92	SB	Med.	22 W x 19 H	28 W x 19 H	215
216	Wagoneer/Grand Wagoneer 24" Core w/ Driver Side Outlet	E	74-92	ALL	Large	24 W x 19 H	28 W x 19 H	216
217	Wrangler	B,C,E	87-96	SB	Small	18 W x 18 H	23 W x 19 H	217
218	Wrangler w/Small Block Chevrolet Engine	B,C,D	87-96	SB	Small	18 W x 18 H	23 W x 19 H	218
219	Wrangler w/Late Model LT-1 w/ 1-¼" Inlet/Outlet	B,D	87-96	LT1	Small	18 W x 18 H	23 W x 19 H	219
220	**MERCURY**							220
221	Comet w/Driver's Side Water Pump Outlet & Electric Fan Mounting Brackets	B,E	60-65	SB	Small	17 W x 17 H	17 W x 22 H	221
222	Cougar		80-88	ALL	Large	24 W x 18 H	29 W x 18 H	222
226	**OLDSMOBILE**							226
224	442	Q	68-77	ALL	XL	27 W x 18 H	33 W x 19 H	224
225	442		78-87	ALL	XL	27 W x 18 H	32 W x 19 H	225
226	Cutlass	Q	68-77	ALL	XL	27 W x 18 H	33 W x 19 H	226
227	Cutlass		78-87	ALL	XL	27 W x 18 H	32 W x 19 H	227
228	F-85	Q	68-77	ALL	XL	27 W x 18 H	33 W x 19 H	228
229	Omega		68-79	BB	L	24 W x 19 H	29 W x 19 H	229
230	Omega		72-79	SB	Med.	22 W x 18 H	27 W x 19 H	230
231	Supreme		68-77	ALL	XL	27 W x 18 H	33 W x 19 H	231
232	Supreme		78-87	ALL	XL	27 W x 18 H	32 W x 19 H	232
233	**PLYMOUTH**							233
234	**A, B & E Body** w/Driver's Side Water Pump Outlet - Crossflow Conversion	C,E,T,U	60-88	ALL	Med.	22 W x 18 H	26 W x 19 H	234
235	**A, B & E Body** w/Passenger Side Water Pump Outlet - Crossflow Conversion	C,D,T,U	60-88	ALL	Med.	22 W x 18 H	26 W x 19 H	235
236	**A Body** - Valiant, Duster, Scamp, 64-69 Barracuda - Crossflow Conversion w/Driver's Side Water Pump Outlet	A,C,E,K	64-76	ALL	Large	24 W x 18 H	30 W x 19 H	236
237	**A Body** - Valiant, Duster, Scamp, 64-69 Barracuda - Crossflow Conversion w/Passenger Side Water Pump Outlet	A,C,D,K	64-76	ALL	Large	24 W x 18 H	30 W x 19 H	237
238	**A Body** - Valiant, Duster, Scamp, 64-69 Barracuda - Crossflow Conversion w/Driver's Side Water Pump Outlet	A,C,E,K,AA	64-74	ALL	XL	27 W x 18 H	33 W x 19 H	238

FITMENT CODES:

A- Top mounting plate for crossflow conversion may require modification
B- No Blower: 300 Maximum horsepower
C - Upper and lower hose & transmission line modification necessary to use crossflow upgrade
D - With passenger-side water pump outlet
E - With driver-side water pump outlet
F - Modifications required to bottom of core support
G - Replaces 28-½" Core
H - Use 4 of #72003 to install stock shroud
I - Some applications require #72011 fitting
J - 1 of #72000 needed for installation
K- Requires drilling one 5/8 inch hole in top of each subframe rail for pin or foot mounted radiator installation. Battery relocation also required.
L - 1 #72006 & 1 #72007 needed for installation
M - Shroud modification necessary
N - Use 66-67 big block radiator hoses

Line Number	400 Horsepower				700 Horsepower				1000 Horsepower				Line Number
	Standard Transmission		Automatic Transmission		Standard Transmission		Automatic Transmission		Standard Transmission		Automatic Transmission		
	Natural	Polished	Natural	Polished	Natural	Polished	Natural	Polished	Natural	Polished	Natural	Polished	
194	can use 80102	can use 81102	can use 82102	can use 83102	can use 80102	can use 81102	can use 82102	can use 83102	80102	81102	82102	83102	194
195	can use 80013	can use 81013	can use 82013	can use 83013	can use 80013	can use 81013	can use 82013	can use 83013	80013	81013	82013	83013	195
196	**HUMMER**												196
197	can use 80102	can use 81102	can use 82102	can use 83102	can use 80102	can use 81102	can use 82102	can use 83102	80102	81102	82102	83102	197
198	**JEEP**												198
199	80027	81027	82027	83027	—	—	—	—	—	—	—	—	199
200	80030	81030	82030	83030	—	—	—	—	—	—	—	—	200
201	80005	81005	82005	83005	—	—	—	—	—	—	—	—	201
202	80220	81220	82220	83220	—	—	—	—	—	—	—	—	202
203	can use 80221	can use 81221	can use 82221	can use 83221	80221	81221	82221	83221	—	—	—	—	203
204	80222	81222	82222	83222	—	—	—	—	—	—	—	—	204
205	can use 80223	can use 81223	can use 82223	can use 83223	80223	81223	82223	83223	—	—	—	—	205
206	80220	81220	82220	83220	—	—	—	—	—	—	—	—	206
207	can use 80221	can use 81221	can use 82221	can use 83221	80221	81221	82221	83221	—	—	—	—	207
208	80222	81222	82222	83222	—	—	—	—	—	—	—	—	208
209	can use 80223	can use 81223	can use 82223	can use 83223	80223	81223	82223	83223	—	—	—	—	209
210	80027	81027	82027	83027	—	—	—	—	—	—	—	—	210
211	80030	81030	82030	83030	—	—	—	—	—	—	—	—	211
212	80005	81005	82005	83005	—	—	—	—	—	—	—	—	212
213	80220	81220	82220	83220	—	—	—	—	—	—	—	—	213
214	can use 80221	can use 81221	can use 82221	can use 83221	80221	81221	82221	83221	—	—	—	—	214
215	80222	81222	82222	83222	—	—	—	—	—	—	—	—	215
216	can use 80223	can use 81223	can use 82223	can use 83223	80223	81223	82223	83223	—	—	—	—	216
217	80033	81033	82033	83033	—	—	—	—	—	—	—	—	217
218	80007	81007	82007	83007	—	—	—	—	—	—	—	—	218
219	80150	81150	82150	83150	—	—	—	—	—	—	—	—	219
220	**MERCURY**												220
221	80159	81159	82159	83159	—	—	—	—	—	—	—	—	221
222	can use 80165	can use 81165	can use 82165	can use 83165	80165	81165	82165	83165	—	—	—	—	222
226	**OLDSMOBILE**												226
224	can use 80008	can use 81008	can use 82008	can use 83008	80008	81008	82008	83008	—	—	—	—	224
225	can use 80018	can use 81018	can use 82018	can use 83018	80018	81018	82018	83018	—	—	—	—	225
226	can use 80008	can use 81008	can use 82008	can use 83008	80008	81008	82008	83008	—	—	—	—	226
227	can use 80018	can use 81018	can use 82018	can use 83018	80018	81018	82018	83018	—	—	—	—	227
228	can use 80008	can use 81008	can use 82008	can use 83008	80008	81008	82008	83008	—	—	—	—	228
229	can use 80184	can use 81184	can use 82184	can use 83184	80184	81184	82184	83184	—	—	—	—	229
230	80019	81019	82019	83019	—	—	—	—	—	—	—	—	230
231	can use 80008	can use 81008	can use 82008	can use 83008	80008	81008	82008	83008	—	—	—	—	231
232	can use 80018	can use 81018	can use 82018	can use 83018	80018	81018	82018	83018	—	—	—	—	232
233	**PLYMOUTH**												233
234	80038	81038	82038	83038	—	—	—	—	—	—	—	—	234
235	80016	81016	82016	83016	—	—	—	—	—	—	—	—	235
236	can use 80174	can use 81174	can use 82174	can use 83174	80174	81174	82174	83174	—	—	—	—	236
237	can use 80175	can use 81175	can use 82175	can use 83175	80175	81175	82175	83175	—	—	—	—	237
238	can use 80198	can use 81198	can use 82198	can use 83198	can use 80198	can use 81198	can use 82198	can use 83198	80198	81198	82198	83198	238

FITMENT CODES (CONTINUED):

O - Replaces 34" core
P - 2001 & 2002 Automatic transmission applications require 2 of #72002
Q - 66-67 Oldsmobile may require top plate modification
R - Requires voltage regulator relocation
S - Except diesel
T - Replaces 26" downflow
U - Use #72030 to install in 22" core support
V - Use 69-76 upper hose
W - Must use short water pump
X - For standard shift 4+3 Corvette use #62031
Y - Some applications require 1 #72010 fitting
Z - 1992 -1999 Chevrolet & GMC radiator with out raised filler neck requires upper brackets: GM part 15574275(R) & 15574276(L)
AA - On all Mopar applications with the XL size core, the transmission cooler is on the same side as the lower radiator hose and it faces outward toward the fender.

Note 1: "can use" means that this alternate application has more than enough cooling capacity for your original application.
Note 2: All automatic transmission radiators include transmission fittings (2) Part # 72001

Module Assemblies

Line Number	Make & Model	Fitment Codes	Year	Engine Size	Core Size	Core Dimensions	Radiator Dimensions	Line Number
239	**A Body** - Valiant, Duster, Scamp, 64-69 Barracuda - Crossflow Conversion w/Passenger Side Water Pump Outlet	A,C,D,K,AA	64-74	ALL	XL	27 W x 18 H	33 W x 19 H	239
240	**B Body** - Belvedere, Satellite, Sebring, Road Runner, GTX - Crossflow Conversion w/Driver's Side Water Pump Outlet	A,C,E,K	64-70	ALL	Large	24 W x 18 H	29 W x 19 H	240
241	**B Body** - Belvedere, Satellite, Sebring, Road Runner, GTX - Crossflow Conversion w/Driver's Side Water Pump Outlet, Flange Mount	A,C,E,K	71-74	ALL	Large	24 W x 18 H	29 W x 19 H	241
242	**B Body** - Belvedere, Satellite, Sebring, Road Runner, GTX - Crossflow Conversion w/Passenger Side Water Pump Outlet	A,C,D,K	64-74	ALL	Large	24 W x 18 H	29 W x 19 H	242
243	**B Body** - Belvedere, Satellite, Sebring, Road Runner, GTX - Crossflow Conversion w/Driver's Side Water Pump Outlet & XL Core	A,C,E,K,AA	64-74	ALL	XL	27 W x 18 H	33 W x 19 H	243
244	**B Body** - Belvedere, Satellite, Sebring, Road Runner, GTX - Crossflow Conversion w/Passenger Side Water Pump Outlet & XL Core	A,C,D,K,AA	64-74	ALL	XL	27 W x 18 H	33 W x 19 H	244
245	**E Body** - 'Cuda, Barracuda - Crossflow Conversion w/Driver's Side Water Pump Outlet	A,C,E,K	70-74	ALL	Large	24 W x 18 H	29 W x 19 H	245
246	**E Body** - 'Cuda, Barracuda - Crossflow Conversion w/Passenger Side Water Pump Outlet	A,C,D,K	70-74	ALL	Large	24 W x 18 H	29 W x 19 H	246
247	**E Body** - 'Cuda, Barracuda - Crossflow Conversion w/Driver's Side Water Pump Outlet & XL Core	A,C,E,K,AA	70-74	ALL	XL	27 W x 18 H	33 W x 19 H	247
248	**E Body** - 'Cuda, Barracuda - Crossflow Conversion w/Passenger Side Water Pump Outlet & XL Core	A,C,D,K,AA	70-74	ALL	XL	27 W x 18 H	33 W x 19 H	248
249	**PONTIAC**							249
250	Bonneville		65-68	ALL	XL	27 W x 18 H	31 W x 19 H	250
251	Bonneville		69-79	ALL	XL	27 W x 18 H	33 W x 19 H	251
252	Bonneville		80-86	ALL	XL	27 W x 18 H	32 W x 19 H	252
253	Catalina		65-68	ALL	XL	27 W x 18 H	31 W x 19 H	253
254	Catalina		69-79	ALL	XL	27 W x 18 H	33 W x 19 H	254
255	Catalina		80-86	ALL	XL	27 W x 18 H	32 W x 19 H	255
256	Firebird (22" Core)		67-69	ALL	Med.	22 W x 18 H	26 W x 19 H	256
257	Firebird (24" Core)		67-69	ALL	Large	24 W x 18 H	29 W x 19 H	257
258	Firebird		70-81	ALL	XL	27 W x 18 H	33 W x 19 H	258
259	Firebird		82-92	ALL	XL	27 W x 18 H	31 W x 19 H	259
260	Grand Am		73-75	ALL	XL	27 W x 18 H	33 W x 19 H	260
261	Grand Am		78-80	ALL	XL	27 W x 18 H	32 W x 19 H	261
262	Grand Prix		65-68	ALL	XL	27 W x 18 H	31 W x 19 H	262
263	Grand Prix		69-77	ALL	XL	27 W x 18 H	33 W x 19 H	263
264	Grand Prix		78-87	ALL	XL	27 W x 18 H	32 W x 19 H	264
265	GTO (Short) - Crossflow Conversion	C	64-67	ALL	Med.	22 W x 18 H	26 W x 19 H	265
266	GTO (Tall) - Crossflow Conversion	C	64-67	ALL	Med.	22 W x 18 H	26 W x 21 H	266
267	GTO		68-73	ALL	XL	27 W x 18 H	33 W x 19 H	267
268	GTO		74	ALL	Med.	22 W x 18 H	27 W x 19 H	268
269	Le Mans		68-77	ALL	XL	27 W x 18 H	33 W x 19 H	269
270	Le Mans		78-81	ALL	XL	27 W x 18 H	32 W x 19 H	270
271	Tempest		68-73	ALL	XL	27 W x 18 H	33 W x 19 H	271
272	Ventura		68-79	BB	L	24 W x 19 H	29 W x 19 H	272
273	Ventura		72-79	SB	Med.	22 W x 18 H	27 W x 19 H	273
274	**TOYOTA**							274
275	Landcruiser FJ 40/45		60-83	SB	Small	18 W x 18 H	22 W x 21 H	275
276	**WILLYS**							276
277	Willys w/Fiberglass Front End		40-42	ALL	XL	27 W x 15 H	33 W x 15 H	277
278	Willys - Chrysler Hemi & Ford Conversion		40-42	ALL	XL	27 W x 15 H	33 W x 15 H	278
279	Willys Reproduction Fiberglass Car		40-42	ALL	Large	24 W x 18 H	28 W x 19 H	279

FITMENT CODES:

A- Top mounting plate for crossflow conversion may require modification
B- No Blower: 300 Maximum horsepower
C - Upper and lower hose & transmission line modification necessary to use crossflow upgrade
D - With passenger-side water pump outlet
E - With driver-side water pump outlet
F - Modifications required to bottom of core support
G - Replaces 28-½" Core
H - Use 4 of #72003 to install stock shroud
I - Some applications require #72011 fitting
J - 1 of #72000 needed for installation
K- Requires drilling one 5/8 inch hole in top of each subframe rail for pin or foot mounted radiator installation. Battery relocation also required.
L - 1 #72006 & 1 #72007 needed for installation
M - Shroud modification necessary
N - Use 66-67 big block radiator hoses

Line Number	400 Horsepower				700 Horsepower				1000 Horsepower				Line Number
	Standard Transmission		Automatic Transmission		Standard Transmission		Automatic Transmission		Standard Transmission		Automatic Transmission		
	Natural	Polished	Natural	Polished	Natural	Polished	Natural	Polished	Natural	Polished	Natural	Polished	
239	can use 80199	can use 81199	can use 82199	can use 83199	can use 80199	can use 81199	can use 82199	can use 83199	80199	81199	82199	83199	239
240	can use 80170	can use 81170	can use 82170	can use 83170	80170	81170	82170	83170	can use 80172	can use 81172	can use 82172	can use 83172	240
241	can use 80186	can use 81186	can use 82186	can use 83186	80186	81186	82186	83186	can use 80172	can use 81172	can use 82172	can use 83172	241
242	can use 80171	can use 81171	can use 82171	can use 83171	80171	81171	82171	83171	can use 80173	can use 81173	can use 82173	can use 83173	242
243	can use 80172	can use 81172	can use 82172	can use 83172	can use 80172	can use 81172	can use 82172	can use 83172	80172	81172	82172	83172	243
244	can use 80173	can use 81173	can use 82173	can use 83173	can use 80173	can use 81173	can use 82173	can use 83173	80173	81173	82173	83173	244
245	can use 80178	can use 81178	can use 82178	can use 83178	80178	81178	82178	83178	can use 80176	can use 81176	can use 82176	can use 83176	245
246	can use 80179	can use 81179	can use 82179	can use 83179	80179	81179	82179	83179	can use 80177	can use 81177	can use 82177	can use 83177	246
247	can use 80176	can use 81176	can use 82176	can use 83176	can use 80176	can use 81176	can use 82176	can use 83176	80176	81176	82176	83176	247
248	can use 80177	can use 81177	can use 82177	can use 83177	can use 80177	can use 81177	can use 82177	can use 83177	80177	81177	82177	83177	248
249	**PONTIAC**												249
250	can use 80010	can use 81010	can use 82010	can use 83010	80010	81010	82010	83010	—	—	—	—	250
251	can use 80008	can use 81008	can use 82008	can use 83008	80008	81008	82008	83008	—	—	—	—	251
252	can use 80018	can use 81018	can use 82018	can use 83018	80018	81018	82018	83018	—	—	—	—	252
253	can use 80010	can use 81010	can use 82010	can use 83010	80010	81010	82010	83010	—	—	—	—	253
254	can use 80008	can use 81008	can use 82008	can use 83008	80008	81008	82008	83008	—	—	—	—	254
255	can use 80018	can use 81018	can use 82018	can use 83018	80018	81018	82018	83018	—	—	—	—	255
256	80009	81009	82009	83009	can use 80168	can use 81168	can use 82168	can use 83168	—	—	—	—	256
257	can use 80168	can use 81168	can use 82168	can use 83168	80168	81168	82168	83168	—	—	—	—	257
258	can use 80010	can use 81010	can use 82010	can use 83010	80010	81010	82010	83010	—	—	—	—	258
259	can use 80015	can use 81015	can use 82015	can use 83015	80015	81015	82015	83015	—	—	—	—	259
260	can use 80008	can use 81008	can use 82008	can use 83008	80008	81008	82008	83008	—	—	—	—	260
261	can use 80018	can use 81018	can use 82018	can use 83018	80018	81018	82018	83018	—	—	—	—	261
262	can use 80010	can use 81010	can use 82010	can use 83010	80010	81010	82010	83010	—	—	—	—	262
263	can use 80008	can use 81008	can use 82008	can use 83008	80008	81008	82008	83008	—	—	—	—	263
264	can use 80018	can use 81018	can use 82018	can use 83018	80018	81018	82018	83018	—	—	—	—	264
265	80047	81047	82047	83047	—	—	—	—	—	—	—	—	265
266	80048	81048	82048	83048	—	—	—	—	—	—	—	—	266
267	can use 80008	can use 81008	can use 82008	can use 83008	80008	81008	82008	83008	—	—	—	—	267
268	80019	81019	82019	83019	—	—	—	—	—	—	—	—	268
269	can use 80008	can use 81008	can use 82008	can use 83008	80008	81008	82008	83008	—	—	—	—	269
270	can use 80018	can use 81018	can use 82018	can use 83018	80018	81018	82018	83018	—	—	—	—	270
271	can use 80008	can use 81008	can use 82008	can use 83008	80008	81008	82008	83008	—	—	—	—	271
272	can use 80184	can use 81184	can use 82184	can use 83184	80184	81184	82184	83184	—	—	—	—	272
273	80019	81019	82019	83019	—	—	—	—	—	—	—	—	273
274	**TOYOTA**												274
275	80167	81167	82167	83167	—	—	—	—	—	—	—	—	275
276	**WILLYS**												276
277	—	—	—	—	80154	81154	—	—	—	—	—	—	277
278	—	—	—	—	80195	81195	82195	83195	—	—	—	—	278
279	80155	81155	82155	83155	80155	81155	82155	83155	—	—	—	—	279

FITMENT CODES (CONTINUED):

O - Replaces 34" core
P - 2001 & 2002 Automatic transmission applications require 2 of #72002
Q - 66-67 Oldsmobile may require top plate modification
R - Requires voltage regulator relocation
S - Except diesel
T - Replaces 26" downflow
U - Use #72030 to install in 22" core support
V - Use 69-76 upper hose
W - Must use short water pump
X - For standard shift 4+3 Corvette use #62031
Y - Some applications require 1 #72010 fitting
Z - 1992 -1999 Chevrolet & GMC radiator with out raised filler neck requires upper brackets: GM part 15574275(R) & 15574276(L)
AA - On all Mopar applications with the XL size core, the transmission cooler is on the same side as the lower radiator hose and it faces outward toward the fender.

Note 1: "can use" means that this alternate application has more than enough cooling capacity for your original application.
Note 2: All automatic transmission radiators include transmission fittings (2) Part # 72001

S-10 V8 CONVERSION

Line Number	Make & Model	Engine Size	Core Size	Core Dimensions	Radiator Dimensions	Natural Finish		Line Number
						Manual	Automatic	
280	**CUSTOM FIT SINGLE CORE**							280
281	82-93 S-10 V8 Conversion Single Core	SB	Large	27 W x 17 H	32 W x 17 H	85012	88012	281
282	94-02 S-10 V8 Conversion Single Core	SB	Large	27 W x 17 H	32 W x 17 H	85015	88015	282

Be Cool's **Competition Series** Power Cooling Module Assemblies are designed for competition vehicles. Each module in this series contains either a Be Cool aluminum single or dual core, loose fin design aluminum crossflow radiator with oval fluted tubes, a hi-torque euro black electric puller fan and an aluminum pro style fan mount. These specialized Be Cool radiators provide improved airflow and less drag when compared to ordinary Scirocco style radiators as well as an improved margin of safety. Every Be Cool radiator features end tanks that are constructed of .080 aluminum which are superior to the plastic end tanks that are used on the original Scirocco radiator. Be Cool's radiator core technology provides more dependability as well as the option of in-field repair should the need ever arise.

COMPETITION SERIES

Line Number	Make & Model	Engine Size	Core Size	Core Dimensions	Radiator Dimensions	No Cooler		Line Number
						Natural	Polished	
283	**COMPETITION SERIES**							283
284	Pro/Stock-Style - Single Core*	ALL	Small	18 W x 13 H	22 W x 13 H	89009	—	284
285	Dragster-Style - Single Core**	ALL	Small	18 W x 17 H	21 W x 17 H	89010	—	285
286	Dragster-Style - Dual Core**	ALL	Small	18 W x 17 H	21 W x 17 H	89100	—	286
287	Pro/Stock-Style - Dual Core with Filler Neck*	ALL	Small	18 W x 13 H	22 W x 13 H	89200	—	287
288	Pro/Stock-Style - Dual Core with No Filler Neck*	ALL	Small	18 W x 13 H	22 W x 13 H	89201	—	288

*Baffled tank with inlet and outlet on passenger side. **Baffled tank with 3/4 NPT inlet and outlet.



Line Number	Make & Model	Fitment Codes	Year	Engine Size	Dimensions		Standard Transmission		Line Number
					Core	Radiator	Natural	Polished	
289	**ACURA**								289
290	Integra	D	94-01	1.8	27 W x 14 H	27 W x 17 H	85017	85117	290
291	**EAGLE**								291
292	Talon w/ Be Cool Fan Mounts (#75003)	A,D	90-94	2.0/2.2	27 W x 14 H	27 W x 17 H	85029	85129	292
293	**HONDA**								293
294	Accord	D	94-99	2.2	27 W x 14 H	27 W x 18 H	85022	85122	294
295	Civic w/ Be Cool Fan Mounts (#75003)	D	92-00	1.5/1.6	13 W x 15 H	14 W x 17 H	85016	85116	295
296	**MAZDA**								296
297	RX-7	E	92-95	1.3	22 W x 12 H	24 W x 15 H	85023	85123	297
298	**MITSUBISHI**								298
299	Eclipse w/ Be Cool Fan Mounts (#75003)	D	90-94	2.0/2.2	27 W x 14 H	27 W x 17 H	85029	85129	299
300	3000 GT w/ Be Cool Fan Mounts (#75003)		91-99				85031	85131	300
301	**NISSAN**								301
302	240sx w/ Be Cool Fan Mounts	E	89-98	S13,S14	22 W x 12 H	24 W x 15 H	85028	85128	302
303	**PLYMOUTH**								303
304	Laser w/ Be Cool Fan Mounts (#75003)	D	90-94	2.0/2.2	27 W x 14 H	27 W x 17 H	85029	85129	304
305	**TOYOTA**								305
306	Supra w/ Be Cool Fan Mounts (#75003)	D	93-97		27 W x 14 H	27 W x 19 H	85009	85109	306

FITMENT CODES:

A- Top mounting plate for crossflow conversion may require modification
B- No Blower: 300 Maximum horsepower
C - Upper and lower hose & transmission line modification necessary to use crossflow upgrade
D - With passenger-side water pump outlet
E - With driver-side water pump outlet
F - Modifications required to bottom of core support
G - Replaces 28-½" Core
H - Use 4 of #72003 to install stock shroud
I - Some applications require #72011 fitting
J - 1 of #72000 needed for installation
K- Requires drilling one 5/8 inch hole in top of each subframe rail for pin or foot mounted radiator installation. Battery relocation also required.
L - 1 #72006 & 1 #72007 needed for installation
M - Shroud modification necessary
N - Use 66-67 big block radiator hoses
O - Replaces 34" core
P - 2001 & 2002 Automatic transmission applications require 2 of #72002
Q - 66-67 Oldsmobile may require top plate modification
R - Requires voltage regulator relocation
S - Except diesel
T - Replaces 26" downflow
U - Use #72030 to install in 22" core support
V - Use 69-76 upper hose
W - Must use short water pump
X - For standard shift 4+3 Corvette use #62031
Y - Some applications require 1 #72010 fitting
Z - 1992 -1999 Chevrolet & GMC radiator with out raised filler neck requires upper brackets: GM part 15574275(R) & 15574276(L)
AA - On all Mopar applications with the XL size core, the transmission cooler is on the same side as the lower radiator hose and it faces outward toward the fender.

Aluminum Radiators

An OEM radiator just isn't designed to cool a high-horsepower engine, and overheating can take the fun out of using your specialty vehicle quickly. Now, Be Cool has your answer. **A high-quality Be Cool all-aluminum radiator will lower your coolant temperature a minimum of 20 degrees, or your money back. GUARANTEED!** In fact most users report even greater coolant temperature drops.

Be Cool is unsurpassed in cooling monster motors, especially when faced with common problems like tight spaces and small grille openings. Be Cool's technology produces radiators that are 40% lighter than conventional OEM units, yet have greater cooling power. Their epoxy-free construction provides better heat dissipation too, while allowing complete repairability. A mirror-polished finish is an option on all Be Cool radiators.

High-quality Be Cool radiators are 100% made in the U.S.A. Most are made for specific applications, fit without the need for major modifications and are compatible with all coolants.



SportCompact

Customer Service: 1-800-691-2667
In Canada: 1-866-223-2665
www.becool.com

NEW!

Be Cool is proud to announce the introduction of our all-new line of radiators for Sport Compacts. These new applications feature:

Outstanding Appearance - Be Cool realizes that Sport Compact enthusiasts want to use jewelry-like products in their vehicles. Our aluminum finish and high quality welds complement the appearance of these vehicles.

Superior Performance - Our Sport Compact applications are designed to provide the added cooling capacity required by high-powered engines.

Light Weight - Our all-aluminum, high-quality radiators are lightweight to meet the demands of Solo, Drifting and Drag Racing.

Line Number	Make & Model	Fitment Codes	Year	Engine Size	Dimensions: Core	Dimensions: Radiator	Standard Transmission: Natural	Standard Transmission: Polished	Line Number
307	**ACURA**								307
308	Integra w/ Factory Fan Mounts	D	90-93	1.8	27 W x 14 H	27 W x 17 H	65018	65118	308
309	Integra w/ Be Cool Fan Mount (#75003)	D	94-01	1.8	27 W x 14 H	27 W x 17 H	65017	65117	309
310	**DODGE**								310
311	Neon w/ Factory Fan Mounts*	D	95-99	2.0	26 W x 12 H	26 W x 15 H	65030	65130	311
312	**EAGLE**								312
313	Talon w/ Factory Fan Mounts	A,D	90-94	2.0/2.2	27 W x 14 H	27 W x 17 H	65020	65120	313
314	Talon w/ Be Cool Fan Mounts (#75003)	A,D	90-94	2.0/2.2	27 W x 14 H	27 W x 17 H	65029	65129	314
315	**FORD**								315
316	Focus	A,D	00-04	2.0 Zetec	24 W x 15 H	28 W x 15 H	65019	65119	316
317	**HONDA**								317
318	Accord	D	94-99	2.2	27 W x 14 H	27 W x 18 H	65022	65122	318
319	Civic/CRX w/ Factory Fan Mounts	D	88-91	1.5/1.6	27 W x 14 H	27 W x 17 H	65018	65118	319
320	Civic w/ Be Cool Fan Mounts (#75003)	D	92-00	1.5/1.6	13 W x 15 H	14 W x 17 H	65016	65116	320
321	**MAZDA**								321
322	RX-7	E	92-95	1.3	22 W x 12 H	24 W x 15 H	65023	65123	322
323	**MITSUBISHI**								323
324	3000 GT w/ Be Cool Fan Mounts (#75003)	D	91-99	3.0	27 W x 14 H	27 W x 17 H	65031	65131	324
325	Eclipse w/ Factory Fan Mounts	D	90-94	2.0/2.2	27 W x 14 H	27 W x 17 H	65020	65120	325
326	Eclipse w/ Be Cool Fan Mounts (#75003)	D	90-94	2.0/2.2	27 W x 14 H	27 W x 17 H	65029	65129	326
327	Eclipse	D	95-99	2.0	27 W x 14 H	27 W x 17 H	65024	65124	327
328	**NISSAN**								328
329	240sx w/OE Fan & Be Cool Fan Mounts**	E	89-98	2.4	22 W x 12 H	24 W x 15 H	65028	65128	329
330	**PLYMOUTH**								330
331	Laser w/ Factory Fan Mounts	D	90-94	2.0/2.2	27 W x 14 H	27 W x 17 H	65020	65120	331
332	Laser w/ Be Cool Fan Mounts (#75003)	D	90-94	2.0/2.2	27 W x 14 H	27 W x 17 H	65029	65129	332
333	Neon w/ Factory Fan Mounts*	D	95-99	2.0	26 W x 12 H	26 W x 15 H	65030	65130	333
334	**SATURN**								334
335	SC/SW w/ Factory Fan Mounts	D	94-01	1.9	22 W x 15 H	28 W x 16 H	65008	65108	335
336	**SUBARU**								336
337	WRX w/ Factory Fan Mounts	D	01-04	1.9	22 W x 15 H	28 W x 16 H	65027	65127	337
338	**TOYOTA**								338
339	Supra w/ Be Cool Fan Mounts (#75003)	D	93-97	3.0	27 W x 14 H	27 W x 19 H	65009	65109	339

FITMENT CODES:

A- Top mounting plate for crossflow conversion may require modification
B- No Blower: 300 Maximum horsepower
C - Upper and lower hose & transmission line modification necessary to use crossflow upgrade
D - With passenger-side water pump outlet
E - With driver-side water pump outlet
F - Modifications required to bottom of core support
G - Replaces 28-½" Core
H - Use 4 of #72003 to install stock shroud
I - Some applications require #72011 fitting
J - 1 of #72000 needed for installation
K- Requires drilling one 5/8 inch hole in top of each subframe rail for pin or foot mounted radiator installation. Battery relocation also required.
L - 1 #72006 & 1 #72007 needed for installation
M - Shroud modification necessary
N - Use 66-67 big block radiator hoses
O - Replaces 34" core
P - 2001 & 2002 Automatic transmission applications require 2 of #72002
Q - 66-67 Oldsmobile may require top plate modification
R - Requires voltage regulator relocation
S - Except diesel
T - Replaces 26" downflow
U - Use #72030 to install in 22" core support
V - Use 69-76 upper hose
W - Must use short water pump
X - For standard shift 4+3 Corvette use #62031
Y - Some applications require 1 #72010 fitting
Z - 1992 -1999 Chevrolet & GMC radiator with out raised filler neck requires upper brackets: GM part 15574275(R) & 15574276(L)
AA - On all Mopar applications with the XL size core, the transmission cooler is on the same side as the lower radiator hose and it faces outward toward the fender.

*No condenser mounts or internal oil cooler

**Can use an OE fan or a Be Cool fan. Has pusher & puller Be Cool fan mounts for engine conversions.

Customer Service: 1-800-691-2667
In Canada: 1-866-223-2665
www.becool.com

Line Number	Make & Model	Fitment Codes	Year	Max Engine Size	Max HP	HP w/Fan(s)	Line Number
340	**AMC**						340
341	AMX, Javelin	C,E	68-74	ALL	350	400	341
342	**BUICK**						342
343	Apollo		68-79	BB	400	700	343
344	Apollo		72-79	SB	350	400	344
345	Century		78-81	ALL	450	1000	345
346	Gran Sport	C	65-67	ALL	350	400	346
347	Gran Sport w/401 Engine	C,E	65-67	401	350	400	347
348	Gran Sport		68-77	ALL	450	1000	348
349	Grand National w/Engine Oil Cooler		86-87	ALL	450	1000	349
350	Grand National w/o Engine Oil Cooler		86-87	ALL	450	1000	350
351	Regal		68-77	ALL	450	1000	351
352	Regal		78-87	ALL	450	1000	352
353	Skylark	C	65-67	ALL	350	400	353
354	Skylark		68-77	ALL	450	1000	354
355	Special	C	65-67	ALL	350	400	355
356	**CADILLAC TRUCKS**						356
357	Escalade w/Engine Oil Cooler		00-04	ALL	500	1000	357
358	Escalade w/o Engine Oil Cooler		00-04	ALL	500	1000	358
359	Escalade EXT w/Engine Oil Cooler		00-04	ALL	500	1000	359
360	Escalade EXT w/o Engine Oil Cooler		00-04	ALL	500	1000	360
361	Escalade XL w/Engine Oil Cooler		00-04	ALL	500	1000	361
362	Escalade XL w/o Engine Oil Cooler		00-04	ALL	500	1000	362
363	**CHEVROLET CARS**						363
364	Bel Air, 210, 150 (Downflow) 6 & 8 Cylinder Radiator Mount		55-57	SB	350	400	364
365	Bel Air, 210, 150 w/Late Model LT-1 w/Small Outlets Crossflow Conversion	C	55-57	LT1	450	1000	365
366	Bel Air, 210, 150 - Crossflow Conversion	C	55-57	BB	450	1000	366
367	Bel Air w/ Electric Fan Mounting Brackets - Downflow	B	58	SB	350	400	367
368	Bel Air - Crossflow Conversion	C,H	58-70	ALL	350	400	368
369	Bel Air w/24.5" Core - Crossflow Conversion	B	60-70	ALL	400	700	369
370	Bel Air		71-74	ALL	450	1000	370

FITMENT CODES:

A- Top mounting plate for crossflow conversion may require modification
B- No Blower: 300 Maximum horsepower
C - Upper and lower hose & transmission line modification necessary to use crossflow upgrade
D - With passenger-side water pump outlet
E - With driver-side water pump outlet
F - Modifications required to bottom of core support
G - Replaces 28-½" Core
H - Use 4 of #72003 to install stock shroud
I - Some applications require #72011 fitting
J - 1 of #72000 needed for installation
K- Requires drilling one 5/8 inch hole in top of each subframe rail for pin or foot mounted radiator installation. Battery relocation also required.
L - 1 #72006 & 1 #72007 needed for installation
M - Shroud modification necessary
N - Use 66-67 big block radiator hoses

Line Number	Core Size	Core Dimensions	Radiator Dimensions	Dual Core – Standard Transmission – Natural	Dual Core – Standard Transmission – Polished	Dual Core – Automatic Transmission – Natural	Dual Core – Automatic Transmission – Polished	Dual Core-Twin Cooler – Engine Oil & Automatic Transmission Coolers – Natural	Dual Core-Twin Cooler – Engine Oil & Automatic Transmission Coolers – Polished	Line Number
340	**AMC**									340
341	Med.	22 W x 18 H	26 W x 19 H	60190	61190	—	—	—	—	341
342	**BUICK**									342
343	L	24 W x 19 H	29 W x 19 H	60184	61184	62184	63184	—	—	343
344	Med.	22 W x 18 H	27 W x 19 H	60019	61019	62019	63019	—	—	344
345	XL	27 W x 18 H	32 W x 19 H	60018	61018	62018	63018	—	—	345
346	Med.	22 W x 18 H	27 W x 19 H	60019	61019	62019	63019	—	—	346
347	Med.	22 W x 18 H	27 W x 19 H	60164	61164	62164	63164	—	—	347
348	XL	27 W x 18 H	33 W x 19 H	60008	61008	62008	63008	—	—	348
349	XL	27 W x 18 H	32 W x 19 H	—	—	—	—	66062	67062	349
350	XL	27 W x 18 H	32 W x 19 H	60062	61062	62062	63062	—	—	350
351	XL	27 W x 18 H	33 W x 19 H	60008	61008	62008	63008	—	—	351
352	XL	27 W x 18 H	32 W x 19 H	60018	61018	62018	63018	—	—	352
353	Med.	22 W x 18 H	27 W x 19 H	60019	61019	62019	63019	—	—	353
354	XL	27 W x 18 H	33 W x 19 H	60008	61008	62008	63008	—	—	354
355	Med.	22 W x 18 H	27 W x 19 H	60019	61019	62019	63019	—	—	355
356	**CADILLAC TRUCKS**									356
357	XXL	32 W x 18 H	40 W x 19 H	—	—	—	—	66102	67102	357
358	XXL	32 W x 18 H	40 W x 19 H	60102	61102	62102	63102	—	—	358
359	XXL	32 W x 18 H	40 W x 19 H	—	—	—	—	66102	67102	359
360	XXL	32 W x 18 H	40 W x 19 H	60102	61102	62102	63102	—	—	360
361	XXL	32 W x 18 H	40 W x 19 H	—	—	—	—	66102	67102	361
362	XXL	32 W x 18 H	40 W x 19 H	60102	61102	62102	63102	—	—	362
363	**CHEVROLET CARS**									363
364	Med.	22 W x 18 H	22 W x 23 H	60002	61002	62002	63002	—	—	364
365	XL	27 W x 17 H	32 W x 17 H	60001	61001	62001	63001	—	—	365
366	XL	27 W x 17 H	32 W x 17 H	60021	61021	62021	63021	—	—	366
367	Small	19 W x 18 H	19 W x 25 H	60101	61101	62101	63101	—	—	367
368	Med.	22 W x 18 H	26 W x 19 H	60016	61016	62016	63016	—	—	368
369	Large	25 W x 19 H	29 W x 19 H	60224	61224	62224	63224	—	—	369
370	XL	27 W x 18 H	33 W x 19 H	60008	61008	62008	63008	—	—	370

FITMENT CODES (CONTINUED):

O - Replaces 34" core
P - 2001 & 2002 Automatic transmission applications require 2 of #72002
Q - 66-67 Oldsmobile may require top plate modification
R - Requires voltage regulator relocation
S - Except diesel
T - Replaces 26" downflow
U - Use #72030 to install in 22" core support
V - Use 69-76 upper hose
W - Must use short water pump
X - For standard shift 4+3 Corvette use #62031
Y - Some applications require 1 #72010 fitting
Z - 1992 -1999 Chevrolet & GMC radiator with out raised filler neck requires upper brackets: GM part 15574275(R) & 15574276(L)
AA - On all Mopar applications with the XL size core, the transmission cooler is on the same side as the lower radiator hose and it faces outward toward the fender.

Note: All automatic transmission radiators include transmission fittings (2) Part # 72001

Aluminum Radiators

Customer Service: 1-800-691-2667
In Canada: 1-866-223-2665
www.becool.com

Line Number	Make & Model	Fitment Codes	Year	Max Engine Size	Max HP	HP w/Fan(s)	Line Number
371	Biscayne w/ Electric Fan Mounting Brackets - Downflow	B	58	SB	350	400	371
372	Biscayne - Crossflow Conversion	C,H	58-70	ALL	350	400	372
373	Biscayne w/24.5" Core - Crossflow Conversion	C	60-70	ALL	400	700	373
374	Biscayne		71-72	ALL	450	1000	374
375	Camaro (22" Core)		67-69	SB	350	400	375
376	Camaro (24" Core)	R	67-69	BB	400	700	376
377	Camaro		70-81	ALL	450	1000	377
378	Camaro	I	82-92	ALL	450	1000	378
379	Camaro		93-02	ALL	350	400	379
380	Caprice w/24.5" Core - Crossflow Conversion	C	60-70	ALL	400	700	380
381	Caprice - Crossflow Conversion	C,H	65-70	ALL	350	400	381
382	Caprice		71-79	ALL	450	1000	382
383	Caprice		80-86	ALL	450	1000	383
384	*Cavalier - No Longer Available*		*95-03*	*ALL*	*450*	*1000*	384
385	Chevelle - Crossflow Conversion	C,H	64-65	ALL	350	400	385
386	Chevelle - Crossflow Conversion	C,H	66-67	SB	350	400	386
387	Chevelle - Crossflow Conversion	C,H	66-67	BB	350	400	387
388	Chevelle (24" Core)	C,R	64-67	BB	400	700	388
389	Chevelle		68-77	ALL	450	1000	389
390	Chevrolet (Standard) Downflow		34-35	SB	300	350	390
391	Chevrolet (Downflow)		37-41	ALL	350	400	391
392	Chevrolet (Downflow)		49-54	SB	350	400	392
393	Chevy II - Crossflow Conversion	C,H	62-67	ALL	350	400	393
394	Corvette - Crossflow Conversion	B,C,M	55-60	SB	300	350	394
395	Corvette	B	61-62	SB	300	350	395
396	Corvette (Replaces OEM Aluminum Radiator)	B	63-72	SB	300	350	396
397	Corvette Conversion (Use w/SB Core Support)	M,N	63-67	ALL	350	400	397
398	Corvette Conversion (Use w/SB, Pin Mount, Core Support)	M,N	63-67	ALL	350	400	398
399	Corvette - Except L88		66-67	BB	350	400	399
400	Corvette		68	ALL	350	400	400
401	Corvette (Replaces OEM Copper/Brass/Lead Radiator)	M,V	68	ALL	450	1000	401
402	Corvette (Use w/SB Core Support)	M,V	68	ALL	350	400	402
403	Corvette (Replaces OEM Copper/Brass/Lead Radiator)	M,V	69-82	ALL	450	1000	403
404	Corvette (Low Altitude w/Filler Neck)	X,M	84-89	ALL	400	700	404
405	Corvette (High Altitude No Filler Neck)	L,M	89-96	ALL	350	400	405
406	Corvette C5	P	97-02	LS-1	400	700	406
407	El Camino - Crossflow Conversion	C,H	64-65	ALL	350	400	407
408	El Camino - Crossflow Conversion	C,H	66-67	SB	350	400	408
409	El Camino - Crossflow Conversion	C,H	66-67	BB	350	400	409
410	El Camino		68-77	ALL	450	1000	410
411	El Camino		78-87	ALL	450	1000	411
412	Impala w/ Electric Fan Mounting Brackets - Downflow	D	58	SB	350	400	412
413	Impala - Crossflow Conversion	C,H	58-70	ALL	350	400	413
414	Impala w/24.5" Core - Crossflow Conversion	C	60-70	ALL	400	700	414
415	Impala		71-79	ALL	450	1000	415
416	Impala		80-85	ALL	450	1000	416
417	Impala SS - w/o Engine Oil Cooler		94-96	ALL	450	1000	417
418	Impala SS - w/Engine Oil Cooler		94-96	ALL	450	1000	418
419	Laguna		73-76	ALL	450	1000	419
420	Malibu		68-77	ALL	450	1000	420

FITMENT CODES:

A- Top mounting plate for crossflow conversion may require modification
B- No Blower: 300 Maximum horsepower
C - Upper and lower hose & transmission line modification necessary to use crossflow upgrade
D - With passenger-side water pump outlet
E - With driver-side water pump outlet
F - Modifications required to bottom of core support
G - Replaces 28-½" Core
H - Use 4 of #72003 to install stock shroud
I - Some applications require #72011 fitting
J - 1 of #72000 needed for installation
K- Requires drilling one 5/8 inch hole in top of each subframe rail for pin or foot mounted radiator installation. Battery relocation also required.
L - 1 #72006 & 1 #72007 needed for installation
M - Shroud modification necessary
N - Use 66-67 big block radiator hoses

Line Number	Core Size	Core Dimensions	Radiator Dimensions	Dual Core: Standard Transmission Natural	Dual Core: Standard Transmission Polished	Dual Core: Automatic Transmission Natural	Dual Core: Automatic Transmission Polished	Dual Core-Twin Cooler: Engine Oil & Transmission Coolers Natural	Dual Core-Twin Cooler: Engine Oil & Transmission Coolers Polished	Line Number
371	Small	19 W x 18 H	19 W x 25 H	60101	61101	62101	63101	—	—	371
372	Med.	22 W x 18 H	26 W x 19 H	60016	61016	62016	63016	—	—	372
373	Large	25 W x 19 H	29 W x 19 H	60224	61224	62224	63224	—	—	373
374	XL	27 W x 18 H	33 W x 19 H	60008	61008	62008	63008	—	—	374
375	Med.	22 W x 18 H	26 W x 19 H	60009	61009	62009	63009	—	—	375
376	Large	24 W x 18 H	29 W x 19 H	60168	61168	62168	63168	—	—	376
377	XL	27 W x 18 H	33 W x 19 H	60010	61010	62010	63010	—	—	377
378	XL	27 W x 18 H	31 W x 19 H	60015	61015	62015	63015	—	—	378
379	Med.	22 W x 18 H	29 W x 19 H	60028	61028	62028	63028	—	—	379
380	Large	25 W x 19 H	29 W x 19 H	60224	61224	62224	63224	—	—	380
381	Med.	22 W x 18 H	26 W x 19 H	60016	61016	62016	63016	—	—	381
382	XL	27 W x 18 H	33 W x 19 H	60008	61008	62008	63008	—	—	382
383	XL	27 W x 18 H	32 W x 19 H	60018	61018	62018	63018	—	—	383
384	*Med.*	*22 W x 18 H*	*26 W x 19 H*	*NLA*	*NLA*	*NLA*	*NLA*	—	—	384
385	Med.	22 W x 18 H	26 W x 19 H	60009	61009	62009	63009	—	—	385
386	Med.	22 W x 18 H	26 W x 19 H	60009	61009	62009	63009	—	—	386
387	Med.	22 W x 18 H	26 W x 19 H	60016	61016	62016	63016	—	—	387
388	Large	24 W X 17 H	29 W X 17 H	60188	61188	62188	63188	—	—	388
389	XL	27 W x 18 H	33 W x 19 H	60008	61008	62008	63008	—	—	389
390	Small	18 W x 18 H	22 W x 24 H	60042	61042	62042	63042	—	—	390
391	Med.	17 W x 22 H	22 W x 28 H	60045	61045	62045	63045	—	—	391
392	Med.	22 W x 18 H	22 W x 22 H	60163	61163	62163	63163	—	—	392
393	Med.	22 W x 18 H	26 W x 19 H	60012	61012	62012	63012	—	—	393
394	Small	18 W x 18 H	26 W x 19 H	60014	61014	—	—	—	—	394
395	Small	18 W x 17 H	22 W x 19 H	60006	61006	—	—	—	—	395
396	Small	18 W x 17 H	25 W x 17 H	60003	61003	62003	63003	—	—	396
397	Med.	22 W x 17 H	27 W x 17 H	60066	61066	62066	63066	—	—	397
398	Large	25 W x 17 H	27 W x 17 H	60227	61227	—	—	—	—	398
399	Med.	22 W x 18 H	28 W x 19 H	60022	61022	62022	63022	—	—	399
400	Med.	22 W x 18 H	28 W x 19 H	60022	61022	62022	63022	—	—	400
401	XL	27 W x 18 H	32 W x 19 H	60029	61029	62029	63029	—	—	401
402	Med.	22 W x 17 H	27 W x 17 H	60066	61066	62066	63066	—	—	402
403	XL	27 W x 18 H	32 W x 19 H	60029	61029	62029	63029	—	—	403
404	Large	24 W x 15 H	29 W x 15 H	60031	61031	62031	63031	—	—	404
405	Large	22 W x 18 H	28 W x 18 H	60046	61046	62046	63046	—	—	405
406	Large	24 W x 18 H	29 W x 18 H	60085	61085	62085	63085	—	—	406
407	Med.	22 W x 18 H	26 W x 19 H	60009	61009	62009	63009	—	—	407
408	Med.	22 W x 18 H	26 W x 19 H	60009	61009	62009	63009	—	—	408
409	Med.	22 W x 18 H	26 W x 19 H	60016	61016	62016	63016	—	—	409
410	XL	27 W x 18 H	33 W x 19 H	60008	61008	62008	63008	—	—	410
411	XL	27 W x 18 H	32 W x 19 H	60018	61018	62018	63018	—	—	411
412	Small	19 W x 18 H	19 W x 25 H	60101	61101	62101	63101	—	—	412
413	Med.	22 W x 18 H	26 W x 19 H	60016	61016	62016	63016	—	—	413
414	Large	25 W x 19 H	29 W x 19 H	60224	61224	62224	63224	—	—	414
415	XL	27 W x 18 H	33 W x 19 H	60008	61008	62008	63008	—	—	415
416	XL	27 W x 18 H	32 W x 19 H	60018	61018	62018	63018	—	—	416
417	XL	27 W x 18 H	36 W x 19 H	60065	61065	62065	63065	—	—	417
418	XL	27 W x 18 H	36 W x 19 H	—	—	—	—	66065	67065	418
419	XL	27 W x 18 H	33 W x 19 H	60008	61008	62008	63008	—	—	419
420	XL	27 W x 18 H	33 W x 19 H	60008	61008	62008	63008	—	—	420

FITMENT CODES (CONTINUED):

O - Replaces 34" core
P - 2001 & 2002 Automatic transmission applications require 2 of #72002
Q - 66-67 Oldsmobile may require top plate modification
R - Requires voltage regulator relocation
S - Except diesel
T - Replaces 26" downflow
U - Use #72030 to install in 22" core support
V - Use 69-76 upper hose
W - Must use short water pump
X - For standard shift 4+3 Corvette use #62031
Y - Some applications require 1 #72010 fitting
Z - 1992 -1999 Chevrolet & GMC radiator with out raised filler neck requires upper brackets: GM part 15574275(R) & 15574276(L)
AA - On all Mopar applications with the XL size core, the transmission cooler is on the same side as the lower radiator hose and it faces outward toward the fender.

Note: All automatic transmission radiators include transmission fittings (2) Part # 72001

Customer Service: 1-800-691-2667
In Canada: 1-866-223-2665
www.becool.com

Line Number	Make & Model	Fitment Codes	Year	Max Engine Size	Max HP	HP w/Fan(s)	Line Number
421	Malibu		78-83	ALL	450	1000	421
422	Monte Carlo		70-77	ALL	450	1000	422
423	Monte Carlo		78-87	ALL	450	1000	423
424	Monza w/V8 Conversion		75-80	ALL	350	400	424
425	Nova - Crossflow Conversion	C	62-67	ALL	350	400	425
426	Nova (Cradle Mount)		68-79	SB	350	400	426
427	Nova		68-79	BB	400	700	427
428	Nova (Flange Mount)		68-79	ALL	350	400	428
429	Vega w/V8 Conversion		71-77	ALL	350	400	429
430	**CHEVROLET TRUCKS**						430
431	**1/2 Ton Pick-Ups**						431
432	3100 Series Pick-Up		47-55	SB	300	350	432
433	3100 Series Pick-Up		47-55	BB	350	400	433
434	C/K 10 - Crossflow Conversion	C	55-62	ALL	350	400	434
435	C/K 10 Pick-Up	C	63-66	ALL	350	400	435
436	C/K 10 Pick-Up	I	67-72	ALL	450	1000	436
437	C/K 10 Pick-Up	G,J,S	73-87	ALL	450	1000	437
438	C/K 10 Pick-Up w/Engine Oil Cooler	G,S,Y	88-99	ALL	450	1000	438
439	C/K 10 Pick-Up w/o Engine Oil Cooler	G,S,Y	88-99	ALL	450	1000	439
440	C/K 10 Pick-Up (Heavy Duty) w/Engine Oil Cooler	I,O,S,Z	88-99	ALL	500	1000	440
441	C/K 10 Pick-Up (Heavy Duty) w/o Engine Oil Cooler	I,O,S,Z	88-99	ALL	500	1000	441
442	C/K 10 Pick-Up (Heavy Duty) w/Engine Oil Cooler		00-04	ALL	500	1000	442
443	C/K 10 Pick-Up (Heavy Duty) w/o Engine Oil Cooler		00-04	ALL	500	1000	443
444	**3/4 Ton Pick-Ups**						444
445	3200 Series Pick-Up		47-55	SB	300	350	445
446	3200 Series Pick-Up		47-55	BB	350	400	446
447	C/K 20 Pick-Up - Crossflow Conversion	C,H	55-62	ALL	350	400	447
448	C/K 20 Pick-Up	C,H	63-66	ALL	350	400	448
449	C/K 20 Pick-Up	I	67-72	ALL	450	1000	449
450	C/K 20 Pick-Up	G,J,S	73-87	ALL	450	1000	450
451	C/K 20 Pick-Up w/Engine Oil Cooler	G,S,Y	88-99	ALL	450	1000	451
452	C/K 20 Pick-Up w/o Engine Oil Cooler	G,S,Y	88-99	ALL	450	1000	452
453	C/K 20 Pick-Up (Heavy Duty) w/Engine Oil Cooler	I,O,S,Z	88-99	ALL	500	1000	453
454	C/K 20 Pick-Up (Heavy Duty) w/o Engine Oil Cooler	I,O,S,Z	88-99	ALL	500	1000	454
455	C/K 20 Pick-Up (Heavy Duty) w/Engine Oil Cooler		00-04	ALL	500	1000	455
456	C/K 20 Pick-Up (Heavy Duty) w/o Engine Oil Cooler		00-04	ALL	500	1000	456
457	**1 Ton Pick-Ups**						457
458	3600 Series Pick-Up		47-55	SB	300	350	458
459	3600 Series Pick-Up		47-55	BB	350	400	459
460	C/K 30 Pick-Up - Crossflow Conversion	C,H	55-62	ALL	350	400	460
461	C/K 30 Pick-Up	C,H	63-66	ALL	350	400	461
462	C/K 30 Pick-Up	I	67-72	ALL	450	1000	462
463	C/K 30 Pick-Up	G,J,S	73-87	ALL	450	1000	463
464	C/K 30 Pick-Up w/Engine Oil Cooler	G,S,Y	88-99	ALL	450	1000	464
465	C/K 30 Pick-Up w/o Engine Oil Cooler	G,S,Y	88-99	ALL	450	1000	465
466	C/K 30 Pick-Up (Heavy Duty) w/Engine Oil Cooler	I,O,S,Z	88-99	ALL	500	1000	466
467	C/K 30 Pick-Up (Heavy Duty) w/o Engine Oil Cooler	I,O,S,Z	88-99	ALL	500	1000	467
468	C/K 30 Pick-Up (Heavy Duty) w/Engine Oil Cooler		00-04	ALL	500	1000	468
469	C/K 30 Pick-Up (Heavy Duty) w/o Engine Oil Cooler		00-04	ALL	500	1000	469
470	**Other Truck & SUV Models**						470
471	Avalanche (Heavy Duty) w/Engine Oil Cooler		02-04	ALL	500	1000	471

FITMENT CODES:

A- Top mounting plate for crossflow conversion may require modification
B- No Blower: 300 Maximum horsepower
C - Upper and lower hose & transmission line modification necessary to use crossflow upgrade
D - With passenger-side water pump outlet
E - With driver-side water pump outlet
F - Modifications required to bottom of core support
G - Replaces 28-½" Core
H - Use 4 of #72003 to install stock shroud
I - Some applications require #72011 fitting
J - 1 of #72000 needed for installation
K- Requires drilling one 5/8 inch hole in top of each subframe rail for pin or foot mounted radiator installation. Battery relocation also required.
L - 1 #72006 & 1 #72007 needed for installation
M - Shroud modification necessary
N - Use 66-67 big block radiator hoses

Line Number	Core Size	Core Dimensions	Radiator Dimensions	Dual Core – Standard Transmission – Natural	Dual Core – Standard Transmission – Polished	Dual Core – Automatic Transmission – Natural	Dual Core – Automatic Transmission – Polished	Dual Core-Twin Cooler – Engine Oil & Transmission Coolers – Natural	Dual Core-Twin Cooler – Engine Oil & Transmission Coolers – Polished	Line Number
421	XL	27 W x 18 H	32 W x 19 H	60018	61018	62018	63018	—	—	421
422	XL	27 W x 18 H	33 W x 19 H	60008	61008	62008	63008	—	—	422
423	XL	27 W x 18 H	32 W x 19 H	60018	61018	62018	63018	—	—	423
424	Med.	22 W x 18 H	25 W x 16 H	60158	61158	62158	63158	—	—	424
425	Med.	22 W x 18 H	26 W x 19 H	60012	61012	62012	63012	—	—	425
426	Med.	22 W x 18 H	27 W x 19 H	60019	61019	62019	63019	—	—	426
427	L	24 W x 19 H	29 W x 19 H	60184	61184	62184	63184	—	—	427
428	Med.	22 W x 18 H	26 W x 19 H	60009	61009	62009	63009	—	—	428
429	Med.	22 W x 16 H	25 W x 16 H	60158	61158	—	—	—	—	429
430	**CHEVROLET TRUCKS**									430
431	**1/2 Ton Pick-Ups**									431
432	Small	19 W x 19 H	23 W x 24 H	60004	61004	62004	63004	—	—	432
433	Med.	19 W x 22 H	23 W x 28 H	60044	61044	62044	63044	—	—	433
434	Med.	22 W x 18 H	27 W x 19 H	60026	61026	62026	63026	—	—	434
435	Med.	22 W x 18 H	26 W x 21 H	60162	61162	62162	63162	—	—	435
436	XL	27 W x 18 H	34 W x 19 H	60058	61058	62058	63058	—	—	436
437	XL	27 W x 18 H	35 W x 21 H	60013	61013	62013	63013	—	—	437
438	XL	27 W x 18 H	34 W x 19 H	—	—	—	—	66024	67024	438
439	XL	27 W x 18 H	34 W x 19 H	60024	61024	62024	63024	—	—	439
440	XXL	32 W x 18 H	40 W x 19 H	—	—	—	—	66069	67069	440
441	XXL	32 W x 18 H	40 W x 19 H	60069	61069	62069	63069	—	—	441
442	XXL	32 W x 18 H	40 W x 19 H	—	—	—	—	66102	67102	442
443	XXL	32 W x 18 H	40 W x 19 H	60102	61102	62102	63102	—	—	443
444	**3/4 Ton Pick-Ups**									444
445	Small	19 W x 19 H	23 W x 24 H	60004	61004	62004	63004	—	—	445
446	Med.	19 W x 22 H	23 W x 28 H	60044	61044	62044	63044	—	—	446
447	Med.	22 W x 18 H	27 W x 19 H	60026	61026	62026	63026	—	—	447
448	Med.	22 W x 18 H	26 W x 21 H	60162	61162	62162	63162	—	—	448
449	XL	27 W x 18 H	34 W x 19 H	60058	61058	62058	63058	—	—	449
450	XL	27 W x 18 H	35 W x 21 H	60013	61013	62013	63013	—	—	450
451	XL	27 W x 18 H	34 W x 19 H	—	—	—	—	66024	67024	451
452	XL	27 W x 18 H	34 W x 19 H	60024	61024	62024	63024	—	—	452
453	XXL	32 W x 18 H	40 W x 19 H	—	—	—	—	66069	67069	453
454	XXL	32 W x 18 H	40 W x 19 H	60069	61069	62069	63069	—	—	454
455	XXL	32 W x 18 H	40 W x 19 H	—	—	—	—	66102	67102	455
456	XXL	32 W x 18 H	40 W x 19 H	60102	61102	62102	63102	—	—	456
457	**1 Ton Pick-Ups**									457
458	Small	19 W x 19 H	23 W x 24 H	60004	61004	62004	63004	—	—	458
459	Med.	19 W x 22 H	23 W x 28 H	60044	61044	62044	63044	—	—	459
460	Med.	22 W x 18 H	27 W x 19 H	60026	61026	62026	63026	—	—	460
461	Med.	22 W x 18 H	26 W x 21 H	60162	61162	62162	63162	—	—	461
462	XL	27 W x 18 H	34 W x 19 H	60058	61058	62058	63058	—	—	462
463	XL	27 W x 18 H	35 W x 21 H	60013	61013	62013	63013	—	—	463
464	XL	27 W x 18 H	34 W x 19 H	—	—	—	—	66024	67024	464
465	XL	27 W x 18 H	34 W x 19 H	60024	61024	62024	63024	—	—	465
466	XXL	32 W x 18 H	40 W x 19 H	—	—	—	—	66069	67069	466
467	XXL	32 W x 18 H	40 W x 19 H	60069	61069	62069	63069	—	—	467
468	XXL	32 W x 18 H	40 W x 19 H	—	—	—	—	66102	67102	468
469	XXL	32 W x 18 H	40 W x 19 H	60102	61102	62102	63102	—	—	469
470	**Other Truck & SUV Models**									470
471	XXL	32 W x 18 H	40 W x 19 H	—	—	—	—	66102	67102	471

FITMENT CODES (CONTINUED):

O - Replaces 34" core
P - 2001 & 2002 Automatic transmission applications require 2 of #72002
Q - 66-67 Oldsmobile may require top plate modification
R - Requires voltage regulator relocation
S - Except diesel
T - Replaces 26" downflow
U - Use #72030 to install in 22" core support
V - Use 69-76 upper hose
W - Must use short water pump
X - For standard shift 4+3 Corvette use #62031
Y - Some applications require 1 #72010 fitting
Z - 1992 -1999 Chevrolet & GMC radiator with out raised filler neck requires upper brackets: GM part 15574275(R) & 15574276(L)
AA - On all Mopar applications with the XL size core, the transmission cooler is on the same side as the lower radiator hose and it faces outward toward the fender.

Note: All automatic transmission radiators include transmission fittings (2) Part # 72001

Customer Service: 1-800-691-2667
In Canada: 1-866-223-2665
www.becool.com

Line Number	Make & Model	Fitment Codes	Year	Max Engine Size	Max HP	HP w/Fan(s)	Line Number
472	Avalanche (Heavy Duty) w/o Engine Oil Cooler		02-04	ALL	500	1000	472
473	Blazer - Full Size	I	69-72	ALL	450	1000	473
474	Blazer - Full Size w/Engine Oil Cooler	G,J,S	73-91	ALL	450	1000	474
475	Blazer - Full Size w/o Engine Oil Cooler	G,J,S	73-91	ALL	450	1000	475
476	Dually	G,J,S	73-91	ALL	450	1000	476
477	Dually w/Engine Oil Cooler	G,S,Y	92-99	ALL	450	1000	477
478	Dually w/o Engine Oil Cooler	G,S,Y	92-99	ALL	450	1000	478
479	Dually (Heavy Duty) w/Engine Oil Cooler	I,O,S,Z	92-99	ALL	500	1000	479
480	Dually (Heavy Duty) w/o Engine Oil Cooler	I,O,S,Z	92-99	ALL	500	1000	480
481	Dually (Heavy Duty) w/Engine Oil Cooler		00-04	ALL	500	1000	481
482	Dually (Heavy Duty) w/o Engine Oil Cooler		00-04	ALL	500	1000	482
483	S-10 Blazer	W,Y	82-93	SB	450	1000	483
484	S-10 Blazer w/Late Model LT-1 w/ 1-¼" Inlet/Outlet	W,Y	82-93	SB	450	1000	484
485	S-10 Blazer	W	94-02	SB	450	1000	485
486	Suburban		47-55	SB	300	350	486
487	Suburban		47-55	BB	350	400	487
488	Suburban - Crossflow Conversion	C,H	55-62	ALL	350	400	488
489	Suburban	C,H	63-66	ALL	350	400	489
490	Suburban	I	67-72	ALL	450	1000	490
491	Suburban	G,J,S	73-91	ALL	450	1000	491
492	Suburban w/Engine Oil Cooler	G,S,Y	92-99	ALL	450	1000	492
493	Suburban w/o Engine Oil Cooler	G,S,Y	92-99	ALL	450	1000	493
494	Suburban (Heavy Duty) w/Engine Oil Cooler	I,O,Z	92-99	ALL	500	1000	494
495	Suburban (Heavy Duty) w/o Engine Oil Cooler	I,O,Z	92-99	ALL	500	1000	495
496	Suburban (Heavy Duty) w/Engine Oil Cooler		00-04	ALL	500	1000	496
497	Suburban (Heavy Duty) w/o Engine Oil Cooler		00-04	ALL	500	1000	497
498	Tahoe w/Engine Oil Cooler	G,S,Y	92-99	ALL	450	1000	498
499	Tahoe w/o Engine Oil Cooler	G,S,Y	92-99	ALL	450	1000	499
500	Tahoe (Heavy Duty) w/Engine Oil Cooler	I,O,Z	92-99	ALL	500	1000	500
501	Tahoe (Heavy Duty) w/o Engine Oil Cooler	I,O,Z	92-99	ALL	500	1000	501
502	Tahoe (Heavy Duty) w/Engine Oil Cooler		00-04	ALL	500	1000	502
503	Tahoe (Heavy Duty) w/o Engine Oil Cooler		00-04	ALL	500	1000	503
504	Van w/Engine Oil Cooler	G,J,S	73-91	ALL	450	1000	504
505	Van w/o Engine Oil Cooler	G,J,S	73-91	ALL	450	1000	505
506	**DODGE CARS**						506
507	**A, B & E Body** w/Driver's Side Water Pump Outlet - Crossflow Conversion	C,E,H,T,U	60-88	ALL	350	400	507
508	**A, B & E Body** w/Passenger Side Water Pump Outlet - Crossflow Conversion	C,D,H,T,U	60-88	ALL	350	400	508
509	**A Body** - Dart, Demon, Swinger, Dart Sport - Crossflow Conversion w/Driver's Side Water Pump Outlet	A,C,E,K	64-76	ALL	400	700	509
510	**A Body** - Dart, Demon, Swinger, Dart Sport - Crossflow Conversion w/Passenger Side Water Pump Outlet	A,C,D,K	64-76	ALL	400	700	510
511	**A Body** - Dart, Demon, Swinger, Dart Sport - Crossflow Conversion w/Driver's Side Water Pump Outlet	A,C,E,K,AA	64-76	ALL	450	1000	511
512	**A Body** - Dart, Demon, Swinger, Dart Sport - Crossflow Conversion w/Passenger Side Water Pump Outlet	A,C,D,K,AA	64-76	ALL	450	1000	512
513	**B Body** - Coronet, Charger, Super Bee - Crossflow Conversion w/Driver's Side Water Pump Outlet	A,C,E,K	64-70	ALL	400	700	513
514	**B Body** - Coronet, Charger, Super Bee - Crossflow Conversion w/Driver's Side Water Pump Outlet, Flange Mount	A,C,E,K	71-74	ALL	400	700	514
515	**B Body** - Coronet, Charger, Super Bee - Crossflow Conversion w/Passenger Side Water Pump Outlet	A,C,D,K	64-74	ALL	400	700	515

FITMENT CODES:

A- Top mounting plate for crossflow conversion may require modification
B- No Blower: 300 Maximum horsepower
C - Upper and lower hose & transmission line modification necessary to use crossflow upgrade
D - With passenger-side water pump outlet
E - With driver-side water pump outlet
F - Modifications required to bottom of core support
G - Replaces 28-½" Core
H - Use 4 of #72003 to install stock shroud
I - Some applications require #72011 fitting
J - 1 of #72000 needed for installation
K- Requires drilling one 5/8 inch hole in top of each subframe rail for pin or foot mounted radiator installation. Battery relocation also required.
L - 1 #72006 & 1 #72007 needed for installation
M - Shroud modification necessary
N - Use 66-67 big block radiator hoses

Line Number	Core Size	Core Dimensions	Radiator Dimensions	Dual Core: Standard Transmission Natural	Dual Core: Standard Transmission Polished	Dual Core: Automatic Transmission Natural	Dual Core: Automatic Transmission Polished	Dual Core-Twin Cooler: Engine Oil & Transmission Coolers Natural	Dual Core-Twin Cooler: Engine Oil & Transmission Coolers Polished	Line Number
472	XXL	32 W x 18 H	40 W x 19 H	60102	61102	62102	63102	—	—	472
473	XL	27 W x 18 H	34 W x 19 H	60058	61058	62058	63058	—	—	473
474	XL	27 W x 18 H	35 W x 21 H	—	—	—	—	66013	67013	474
475	XL	27 W x 18 H	35 W x 21 H	60013	61013	62013	63013	—	—	475
476	XL	27 W x 18 H	35 W x 21 H	60013	61013	62013	63013	—	—	476
477	XL	27 W x 18 H	34 W x 19 H	—	—	—	—	66024	67024	477
478	XL	27 W x 18 H	34 W x 19 H	60024	61024	62024	63024	—	—	478
479	XXL	32 W x 18 H	40 W x 19 H	—	—	—	—	66069	67069	479
480	XXL	32 W x 18 H	40 W x 19 H	60069	61069	62069	63069	—	—	480
481	XXL	32 W x 18 H	40 W x 19 H	—	—	—	—	66102	67102	481
482	XXL	32 W x 18 H	40 W x 19 H	60102	61102	62102	63102	—	—	482
483	XL	27 W x 16 H	32 W x 16 H	60064	61064	62064	63064	—	—	483
484	XL	27 W x 16 H	32 W x 16 H	60153	61153	62153	63153	—	—	484
485	XL	27 W x 16 H	32 W x 16 H	60076	61076	62076	63076	—	—	485
486	Small	19 W x 19 H	23 W x 24 H	60004	61004	62004	63004	—	—	486
487	Med.	19 W x 22 H	23 W x 28 H	60044	61044	62044	63044	—	—	487
488	Med.	22 W x 18 H	27 W x 19 H	60026	61026	62026	63026	—	—	488
489	Med.	22 W x 18 H	26 W x 21 H	60162	61162	62162	63162	—	—	489
490	XL	27 W x 18 H	34 W x 19 H	60058	61058	62058	63058	—	—	490
491	XL	27 W x 18 H	35 W x 21 H	60013	61013	62013	63013	—	—	491
492	XL	27 W x 18 H	34 W x 19 H	—	—	—	—	66024	67024	492
493	XL	27 W x 18 H	34 W x 19 H	60024	61024	62024	63024	—	—	493
494	XXL	32 W x 18 H	40 W x 19 H	—	—	—	—	66069	67069	494
495	XXL	32 W x 18 H	40 W x 19 H	60069	61069	62069	63069	—	—	495
496	XXL	32 W x 18 H	40 W x 19 H	—	—	—	—	66102	67102	496
497	XXL	32 W x 18 H	40 W x 19 H	60102	61102	62102	63102	—	—	497
498	XL	27 W x 18 H	34 W x 19 H	—	—	—	—	66024	67024	498
499	XL	27 W x 18 H	34 W x 19 H	60024	61024	62024	63024	—	—	499
500	XXL	32 W x 18 H	40 W x 19 H	—	—	—	—	66069	67069	500
501	XXL	32 W x 18 H	40 W x 19 H	60069	61069	62069	63069	—	—	501
502	XXL	32 W x 18 H	40 W x 19 H	—	—	—	—	66102	67102	502
503	XXL	32 W x 18 H	40 W x 19 H	60102	61102	62102	63102	—	—	503
504	XL	27 W x 18 H	35 W x 21 H	—	—	—	—	66013	67013	504
505	XL	27 W x 18 H	35 W x 21 H	60013	61013	62013	63013	—	—	505
506	**DODGE CARS**									506
507	Med.	22 W x 18 H	26 W x 19 H	60038	61038	62038	63038	—	—	507
508	Med.	22 W x 18 H	26 W x 19 H	60016	61016	62016	63016	—	—	508
509	Large	24 W x 18 H	30 W x 19 H	60174	61174	62174	63174	—	—	509
510	Large	24 W x 18 H	30 W x 19 H	60175	61175	62175	63175	—	—	510
511	XL	27 W x 18 H	33 W x 19 H	60198	61198	62198	63198	—	—	511
512	XL	27 W x 18 H	33 W x 19 H	60199	61199	62199	63199	—	—	512
513	Large	24 W x 18 H	29 W x 19 H	60170	61170	62170	63170	—	—	513
514	Large	24 W x 18 H	29 W x 19 H	60186	61186	62186	63186	—	—	514
515	Large	24 W x 18 H	29 W x 19 H	60171	61171	62171	63171	—	—	515

FITMENT CODES (CONTINUED):

O - Replaces 34" core
P - 2001 & 2002 Automatic transmission applications require 2 of #72002
Q - 66-67 Oldsmobile may require top plate modification
R - Requires voltage regulator relocation
S - Except diesel
T - Replaces 26" downflow
U - Use #72030 to install in 22" core support
V - Use 69-76 upper hose
W - Must use short water pump
X - For standard shift 4+3 Corvette use #62031
Y - Some applications require 1 #72010 fitting
Z - 1992 -1999 Chevrolet & GMC radiator with out raised filler neck requires upper brackets: GM part 15574275(R) & 15574276(L)
AA - On all Mopar applications with the XL size core, the transmission cooler is on the same side as the lower radiator hose and it faces outward toward the fender.

Note: All automatic transmission radiators include transmission fittings (2) Part # 72001

Customer Service: 1-800-691-2667
In Canada: 1-866-223-2665
www.becool.com

Line Number	Make & Model	Fitment Codes	Year	Max Engine Size	Max HP	HP w/Fan(s)	Line Number
516	**B Body** - Coronet, Charger, Super Bee - Crossflow Conversion w/Driver's Side Water Pump Outlet & XL Core	A,C,E,K,AA	64-74	ALL	450	1000	516
517	**B Body** - Coronet, Charger, Super Bee - Crossflow Conversion w/Passenger Side Water Pump Outlet & XL Core	A,C,D,K,AA	64-74	ALL	450	1000	517
518	**E Body** - Challenger, Challenger T/A, Challenger R/T - Crossflow Conversion w/Driver's Side Water Pump Outlet	A,C,E,K	70-74	ALL	400	700	518
519	**E Body** - Challenger, Challenger T/A, Challenger R/T - Crossflow Conversion w/Passenger Side Water Pump Outlet	A,C,D,K	70-74	ALL	400	700	519
520	**E Body** - Challenger, Challenger T/A, Challenger R/T - Crossflow Conversion w/Driver's Side Water Pump Outlet & XL Core	A,C,E,K,AA	70-74	ALL	450	1000	520
521	**E Body** - Challenger, Challenger T/A, Challenger R/T - Crossflow Conversion w/Passenger Side Water Pump Outlet & XL Core	A,C,D,K,AA	70-74	ALL	450	1000	521
522	Viper		96-99	V-10	400	700	522
523	**DODGE TRUCKS**						523
524	Ram Pick-Up	C,E,H,T,U	72-93	ALL	350	400	524
525	Ram Pick-Up	C,D,H,T,U	72-93	ALL	350	400	525
526	**FORD CARS**						526
527	Ford		30-32	SB	300	350	527
528	Ford		30-32	ALL	350	400	528
529	Ford Indy Speedster, Stock Height w/Cast-Aluminum Upper Tank	Call	32	ALL	400	450	529
530	Ford Indy Speedster, 1" Short w/Cast-Aluminum Upper Tank	Call	32	ALL	400	450	530
531	Ford Indy Speedster, 2" Short w/Cast-Aluminum Upper Tank	Call	32	ALL	400	450	531
532	Ford Indy Speedster, 3" Short w/Cast-Aluminum Upper Tank	Call	32	ALL	400	450	532
533	Ford Indy Speedster, 4" Short w/Cast-Aluminum Upper Tank	Call	32	ALL	400	450	533
534	Ford		33-34	ALL	350	400	534
535	Ford (Standard)		37-39	ALL	350	400	535
536	Ford (Deluxe)		39-41	SB	300	350	536
537	Ford		42-48	SB	300	350	537
538	Fairlane w/Passenger Side Water Pump Outlet	B,D	62-69	SB	300	350	538
539	Fairmont (w/Shroud Bracket)		80-83	ALL	400	700	539
540	Fairmont (w/o Shroud Bracket)		80-83	ALL	400	700	540
541	Falcon w/Passenger Side Water Pump Outlet	B	60-65	SB	300	350	541
542	Falcon w/Driver's Side Water Pump Outlet & Electric Fan Mounting Brackets	B	60-65	SB	300	350	542
543	Falcon w/Passenger Side Water Pump Outlet	B,D	66-70	SB	300	350	543
544	Focus		00-01	ALL	400	700	544
545	Galaxie	C,E	63½	SB	300	350	545
546	Galaxie w/Passenger Side Water Pump Outlet	B,D	64-68	SB	300	350	546
547	Granada (w/Shroud Bracket)		80-83	ALL	400	700	547
548	Granada (w/o Shroud Bracket)		80-83	ALL	400	700	548
549	LTD w/Passenger Side Water Pump Outlet	B,D	64-68	SB	300	350	549
550	LTD (w/Shroud Bracket)		83-86	ALL	400	700	550
551	LTD (w/o Shroud Bracket)		83-86	ALL	400	700	551
552	Mustang w/Passenger Side Water Pump Outlet	B,D	64-66	SB	300	350	552
553	Mustang w/Driver's Side Water Pump Outlet & Electric Fan Mounting Brackets	B,E	64-66	SB	300	350	553
554	Mustang w/Driver's Side Water Pump Outlet - Crossflow Conversion	A,C,E,K	67-70	ALL	450	1000	554
555	Mustang	E	71-73	ALL	350	400	555
556	Mustang	E	71-73	ALL	450	1000	556
557	Mustang (w/Shroud Bracket)		79-93	ALL	400	700	557
558	Mustang (w/o Shroud Bracket)		79-93	ALL	400	700	558
559	Mustang		94-96	ALL	400	700	559
560	Mustang II	E	74-78	ALL	350	400	560

FITMENT CODES:

A- Top mounting plate for crossflow conversion may require modification
B- No Blower: 300 Maximum horsepower
C - Upper and lower hose & transmission line modification necessary to use crossflow upgrade
D - With passenger-side water pump outlet
E - With driver-side water pump outlet
F - Modifications required to bottom of core support
G - Replaces 28-½" Core
H - Use 4 of #72003 to install stock shroud
I - Some applications require #72011 fitting
J - 1 of #72000 needed for installation
K- Requires drilling one 5/8 inch hole in top of each subframe rail for pin or foot mounted radiator installation. Battery relocation also required.
L - 1 #72006 & 1 #72007 needed for installation
M - Shroud modification necessary
N - Use 66-67 big block radiator hoses

Line Number	Core Size	Core Dimensions	Radiator Dimensions	Dual Core: Standard Transmission Natural	Dual Core: Standard Transmission Polished	Dual Core: Automatic Transmission Natural	Dual Core: Automatic Transmission Polished	Dual Core-Twin Cooler: Engine Oil & Transmission Coolers Natural	Dual Core-Twin Cooler: Engine Oil & Transmission Coolers Polished	Line Number
516	XL	27 W x 18 H	33 W x 19 H	60172	61172	62172	63172	—	—	516
517	XL	27 W x 18 H	33 W x 19 H	60173	61173	62173	63173	—	—	517
518	Large	24 W x 18 H	29 W x 19 H	60178	61178	62178	63178	—	—	518
519	Large	24 W x 18 H	29 W x 19 H	60179	61179	62179	63179	—	—	519
520	XL	27 W x 18 H	33 W x 19 H	60176	61176	62176	63176	—	—	520
521	XL	27 W x 18 H	33 W x 19 H	60177	61177	62177	63177	—	—	521
522	Large	24 W x 18 H	29 W x 19 H	60084	61084	62084	63084	—	—	522
523	**DODGE TRUCKS**									523
524	Med.	22 W x 18 H	26 W x 19 H	60038	61038	62038	63038	—	—	524
525	Med.	22 W x 18 H	26 W x 19 H	60016	61016	62016	63016	—	—	525
526	**FORD CARS**									526
527	Small	16 W x 19 H	20 W x 27 H	—	—	62032	63032	—	—	527
528	Med.	16 W x 22 H	20 W x 27 H	60032	61032	—	—	—	—	528
529	Med.	18 W x 22 H	20 W x 28 H	64000	—	—	—	—	—	529
530	Med.	18 W x 21 H	20 W x 27 H	64001	—	—	—	—	—	530
531	Med.	18 W x 20 H	20 W x 26 H	64002	—	—	—	—	—	531
532	Med.	18 W x 19 H	20 W x 25 H	64003	—	—	—	—	—	532
533	Med.	18 W x 18 H	20 W x 24 H	64004	—	—	—	—	—	533
534	Med.	18 W x 22 H	18 W x 28 H	60034	61034	62034	63034	—	—	534
535	Med.	14 W x 22 H	14 W x 27 H	60037	61037	62037	63037	—	—	535
536	Small	22 W x 19 H	22 W x 25 H	60039	61039	62039	63039	—	—	536
537	Small	19 W x 19 H	19 W x 24 H	60040	61040	62040	63040	—	—	537
538	Small	18 W x 18 H	19 W x 22 H	60017	61017	62017	63017	—	—	538
539	Large	24 W x 18 H	29 W x 18 H	60011	61011	62011	63011	—	—	539
540	Large	24 W x 18 H	29 W x 18 H	60165	61165	62165	63165	—	—	540
541	Small	17 W x 17 H	17 W x 22 H	60020	61020	62020	63020	—	—	541
542	Small	17 W x 17 H	17 W x 22 H	60159	61159	62159	63159	—	—	542
543	Small	18 W x 18 H	19 W x 22 H	60017	61017	62017	63017	—	—	543
544	Large	24 W x 15 H	28 W x 15 H	60160	61160	62160	63160	—	—	544
545	Small	18 W x 18 H	19 W x 22 H	60197	61197	62197	63197	—	—	545
546	Small	18 W x 18 H	19 W x 22 H	60017	61017	62017	63017	—	—	546
547	Large	24 W x 18 H	29 W x 18 H	60011	61011	62011	63011	—	—	547
548	Large	24 W x 18 H	29 W x 18 H	60165	61165	62165	63165	—	—	548
549	Small	18 W x 18 H	19 W x 22 H	60017	61017	62017	63017	—	—	549
550	Large	24 W x 18 H	29 W x 18 H	60011	61011	62011	63011	—	—	550
551	Large	24 W x 18 H	29 W x 18 H	60165	61165	62165	63165	—	—	551
552	Small	17 W x 17 H	17 W x 22 H	60020	61020	62020	63020	—	—	552
553	Small	18 W x 18 H	17 W x 22 H	60159	61159	62159	63159	—	—	553
554	XL	27 W x 18 H	33 W x 18 H	60187	61187	62187	63187	—	—	554
555	Med.	22 W x 18 H	26 W x 19 H	60086	61086	62086	63086	—	—	555
556	XL	27 W x 18 H	31 W x 19 H	60087	61087	62087	63087	—	—	556
557	Large	24 W x 18 H	29 W x 18 H	60011	61011	62011	63011	—	—	557
558	Large	24 W x 18 H	29 W x 18 H	60165	61165	62165	63165	—	—	558
559	Large	24 W x 18 H	30 W x 19 H	60050	61050	62050	63050	—	—	559
560	Med.	22 W x 18 H	28 W x 19 H	60191	61191	62191	63191	—	—	560

FITMENT CODES (CONTINUED):

O - Replaces 34" core
P - 2001 & 2002 Automatic transmission applications require 2 of #72002
Q - 66-67 Oldsmobile may require top plate modification
R - Requires voltage regulator relocation
S - Except diesel
T - Replaces 26" downflow
U - Use #72030 to install in 22" core support
V - Use 69-76 upper hose
W - Must use short water pump
X - For standard shift 4+3 Corvette use #62031
Y - Some applications require 1 #72010 fitting
Z - 1992 -1999 Chevrolet & GMC radiator with out raised filler neck requires upper brackets: GM part 15574275(R) & 15574276(L)
AA - On all Mopar applications with the XL size core, the transmission cooler is on the same side as the lower radiator hose and it faces outward toward the fender.

Note: All automatic transmission radiators include transmission fittings (2) Part # 72001

Customer Service: 1-800-691-2667
In Canada: 1-866-223-2665
www.becool.com

Line Number	Make & Model	Fitment Codes	Year	Max Engine Size	Max HP	HP w/Fan(s)	Line Number
561	Thunderbird	B,E	55-57	SB	300	350	561
562	Thunderbird (w/Shroud Bracket)		80-88	ALL	400	700	562
563	Thunderbird (w/o Shroud Bracket)		80-88	ALL	400	700	563
564	Torino w/Passenger Side Water Pump Outlet	B,D	68-69	SB	300	350	564
565	**FORD TRUCKS**						565
566	Bronco	B,D	66-77	SB	300	350	566
567	Bronco		80-84	ALL	450	1000	567
568	Bronco II		84-94	SB	300	350	568
569	Explorer		91-94	SB	300	350	569
570	*Expedition 4.6 - 5.4 Liter V8 F150 / 250 Standard Duty - No Longer Available*		*2003*	*MOD.*	*400*	*700*	570
571	F-Series Pick-Up 1/2 Ton		40-41	SB	300	350	571
572	F-100 Pick-Up	E	53-56	ALL	350	400	572
573	F-100 - F-150 Pick-Up - Crossflow Conversion w/Driver's Side Water Pump Outlet	C,E	67-79	ALL	350	400	573
574	F-150 Pick-Up		80-84	ALL	450	1000	574
575	F-250 Pick-Up	E	53-56	ALL	350	400	575
576	F-250 Pick-Up - Crossflow Conversion w/Driver's Side Water Pump Outlet	C,E	67-79	ALL	350	400	576
577	F-250 Pick-Up		80-84	ALL	450	1000	577
578	F-350 Pick-Up - Crossflow Conversion w/Driver's Side Water Pump Outlet	C,E	67-79	ALL	350	400	578
579	F-350 Pick-Up		80-84	ALL	450	1000	579
580	Ranger		82-94	SB	300	350	580
581	**GMC TRUCKS**						581
582	**1/2 Ton Pick-Ups**						582
583	3100 Series Pick-Up		47-55	SB	300	350	583
584	3100 Series Pick-Up		47-55	BB	350	400	584
585	C/K 15 Pick-Up - Crossflow Conversion	C,H	55-62	ALL	350	400	585
586	C/K 15 Pick-Up	C,H	63-66	ALL	350	400	586
587	C/K 15 Pick-Up	I	67-72	ALL	450	1000	587
588	C/K 15 Pick-Up	G,J,S	73-87	ALL	450	1000	588
589	C/K 15 Pick-Up w/Engine Oil Cooler	G,J,S	88-99	ALL	450	1000	589
590	C/K 15 Pick-Up w/o Engine Oil Cooler	G,S,Y	88-99	ALL	450	1000	590
591	C/K 15 Pick-Up (Heavy Duty) w/Engine Oil Cooler	I,O,S,Z	88-99	ALL	500	1000	591
592	C/K 15 Pick-Up (Heavy Duty) w/o Engine Oil Cooler	I,O,S,Z	88-99	ALL	500	1000	592
593	C/K 15 Pick-Up (Heavy Duty) w/Engine Oil Cooler		00-04	ALL	500	1000	593
594	C/K 15 Pick-Up (Heavy Duty) w/o Engine Oil Cooler		00-04	ALL	500	1000	594
595	**3/4 Ton Pick-Ups**						595
596	3200 Series Pick-Up		47-55	SB	300	350	596
597	3200 Series Pick-Up		47-55	BB	350	400	597
598	C/K 25 Pick-Up - Crossflow Conversion	C,H	55-62	ALL	350	400	598
599	C/K 25 Pick-Up	C,H	63-66	ALL	350	400	599
600	C/K 25 Pick-Up	I	67-72	ALL	450	1000	600
601	C/K 25 Pick-Up	G,J,S	73-87	ALL	450	1000	601
602	C/K 25 Pick-Up w/Engine Oil Cooler	G,S,Y	88-99	ALL	450	1000	602
603	C/K 25 Pick-Up w/o Engine Oil Cooler	G,S,Y	88-99	ALL	450	1000	603
604	C/K 25 (Heavy Duty) w/Engine Oil Cooler	I,O,S,Z	88-99	ALL	500	1000	604
605	C/K 25 (Heavy Duty) w/o Engine Oil Cooler	I,O,S,Z	88-99	ALL	500	1000	605
606	C/K 25 Pick-Up (Heavy Duty) w/Engine Oil Cooler		00-04	ALL	500	1000	606
607	C/K 25 Pick-Up (Heavy Duty) w/o Engine Oil Cooler		00-04	ALL	500	1000	607
608	**1 Ton Pick-Ups**						608
609	3600 Series Pick-Up		47-55	SB	300	350	609
610	3600 Series Pick-Up		47-55	BB	350	400	610
611	C/K 35 Pick-Up - Crossflow Conversion	C,H	55-62	ALL	350	400	611

FITMENT CODES:

A- Top mounting plate for crossflow conversion may require modification
B- No Blower: 300 Maximum horsepower
C - Upper and lower hose & transmission line modification necessary to use crossflow upgrade
D - With passenger-side water pump outlet
E - With driver-side water pump outlet
F - Modifications required to bottom of core support
G - Replaces 28-½" Core
H - Use 4 of #72003 to install stock shroud
I - Some applications require #72011 fitting
J - 1 of #72000 needed for installation
K- Requires drilling one 5/8 inch hole in top of each subframe rail for pin or foot mounted radiator installation. Battery relocation also required.
L - 1 #72006 & 1 #72007 needed for installation
M - Shroud modification necessary
N - Use 66-67 big block radiator hoses

Line Number	Core Size	Core Dimensions	Radiator Dimensions	Dual Core – Standard Transmission – Natural	Dual Core – Standard Transmission – Polished	Dual Core – Automatic Transmission – Natural	Dual Core – Automatic Transmission – Polished	Dual Core-Twin Cooler – Engine Oil & Transmission Coolers – Natural	Dual Core-Twin Cooler – Engine Oil & Transmission Coolers – Polished	Line Number
561	Small	18 W x 18 H	24 W x 23 W	60023	61023	62023	63023	—	—	561
562	Large	24 W x 18 H	29 W x 18 H	60011	61011	62011	63011	—	—	562
563	Large	24 W x 18 H	29 W x 18 H	60165	61165	62165	63165	—	—	563
564	Small	18 W x 18 H	19 W x 22 H	60017	61017	62017	63017	—	—	564
565	**FORD TRUCKS**									565
566	Small	18 W x 18 H	24 W x 20 H	60063	61063	62063	63063	—	—	566
567	XL	27 W x 18 H	32 W x 21 H	60070	61070	62070	63070	—	—	567
568	Small	18 W x 16 H	22 W x 16 H	60161	61161	62161	63161	—	—	568
569	Small	18 W x 16 H	22 W x 16 H	60161	61161	62161	63161	—	—	569
570	*Large*	*24 W X 19 H*	*30 W X 19 H*	*NLA*	*NLA*	*NLA*	*NLA*	—	—	570
571	Small	22 W x 18 H	20 W x 25 H	60039	61039	62039	63039	—	—	571
572	Med.	18 W x 22 H	19 W x 27 H	60169	61169	62169	63169	—	—	572
573	Med.	22 W x 18 H	27 W x 19 H	60025	61025	62025	63025	—	—	573
574	XL	27 W x 18 H	32 W x 21 H	60070	61070	62070	63070	—	—	574
575	Med.	22 W x 18 H	27 W x 19 H	60169	61169	62169	63169	—	—	575
576	Med.	22 W x 18 H	27 W x 19 H	60025	61025	62025	63025	—	—	576
577	XL	27 W x 18 H	32 W x 21 H	60070	61070	62070	63070	—	—	577
578	Med.	22 W x 18 H	27 W x 19 H	60025	61025	62025	63025	—	—	578
579	XL	27 W x 18 H	32 W x 21 H	60070	61070	62070	63070	—	—	579
580	Small	18 W x 16 H	22 W X 16 H	60161	61161	62161	63161	—	—	580
581	**GMC TRUCKS**									581
582	**1/2 Ton Pick-Ups**									582
583	Small	19 W x 19 H	23 W x 24 H	60004	61004	62004	63004	—	—	583
584	Med.	19 W x 22 H	23 W x 28 H	60044	61044	62044	63044	—	—	584
585	Med.	22 W x 18 H	27 W x 19 H	60026	61026	62026	63026	—	—	585
586	Med.	22 W x 18 H	26 W x 21 H	60162	61162	62162	63162	—	—	586
587	XL	27 W x 18 H	34 W x 19 H	60058	61058	62058	63058	—	—	587
588	XL	27 W x 18 H	35 W x 21 H	60013	61013	62013	63013	—	—	588
589	XL	27 W x 18 H	34 W x 19 H	—	—	—	—	66024	67024	589
590	XL	27 W x 18 H	34 W x 19 H	60024	61024	62024	63024	—	—	590
591	XXL	32 W x 18 H	40 W x 19 H	—	—	—	—	66069	67069	591
592	XXL	32 W x 18 H	40 W x 19 H	60069	61069	62069	63069	—	—	592
593	XXL	32 W x 18 H	40 W x 19 H	—	—	—	—	66102	67102	593
594	XXL	32 W x 18 H	40 W x 19 H	60102	61102	62102	63102	—	—	594
595	**3/4 Ton Pick-Ups**									595
596	Small	19 W x 19 H	23 W x 24 H	60004	61004	62004	63004	—	—	596
597	Med.	19 W x 22 H	23 W x 28 H	60044	61044	62044	63044	—	—	597
598	Med.	22 W x 18 H	27 W x 19 H	60026	61026	62026	63026	—	—	598
599	Med.	22 W x 18 H	26 W x 21 H	60162	61162	62162	63162	—	—	599
600	XL	27 W x 18 H	34 W x 19 H	60058	61058	62058	63058	—	—	600
601	XL	27 W x 18 H	35 W x 21 H	60013	61013	62013	63013	—	—	601
602	XL	27 W x 18 H	34 W x 19 H	—	—	—	—	66024	67024	602
603	XL	27 W x 18 H	34 W x 19 H	60024	61024	62024	63024	—	—	603
604	XXL	32 W x 18 H	40 W x 19 H	—	—	—	—	66069	67069	604
605	XXL	32 W x 18 H	40 W x 19 H	60069	61069	62069	63069	—	—	605
606	XXL	32 W x 18 H	40 W x 19 H	—	—	—	—	66102	67102	606
607	XXL	32 W x 18 H	40 W x 19 H	60102	61102	62102	63102	—	—	607
608	**1 Ton Pick-Ups**									608
609	Small	19 W x 19 H	23 W x 24 H	60004	61004	62004	63004	—	—	609
610	Med.	19 W x 22 H	23 W x 28 H	60044	61044	62044	63044	—	—	610
611	Med.	22 W x 18 H	27 W x 19 H	60026	61026	62026	63026	—	—	611

FITMENT CODES (CONTINUED):

O - Replaces 34" core
P - 2001 & 2002 Automatic transmission applications require 2 of #72002
Q - 66-67 Oldsmobile may require top plate modification
R - Requires voltage regulator relocation
S - Except diesel
T - Replaces 26" downflow
U - Use #72030 to install in 22" core support
V - Use 69-76 upper hose
W - Must use short water pump
X - For standard shift 4+3 Corvette use #62031
Y - Some applications require 1 #72010 fitting
Z - 1992 -1999 Chevrolet & GMC radiator with out raised filler neck requires upper brackets: GM part 15574275(R) & 15574276(L)
AA - On all Mopar applications with the XL size core, the transmission cooler is on the same side as the lower radiator hose and it faces outward toward the fender.

Note: All automatic transmission radiators include transmission fittings (2) Part # 72001

Customer Service: 1-800-691-2667
In Canada: 1-866-223-2665
www.becool.com

Line Number	Make & Model	Fitment Codes	Year	Max Engine Size	Max HP	HP w/Fan(s)	Line Number
612	C/K 35 Pick-Up	C,H	63-66	ALL	350	400	612
613	C/K 35 Pick-Up	I	67-72	ALL	450	1000	613
614	C/K 35 Pick-Up	G,J,S	73-87	ALL	450	1000	614
615	C/K 35 Pick-Up w/Engine Oil Cooler	G,S,Y	88-99	ALL	450	1000	615
616	C/K 35 Pick-Up w/o Engine Oil Cooler	G,S,Y	88-99	ALL	450	1000	616
617	C/K 35 Pick-Up (Heavy Duty) w/Engine Oil Cooler	I,O,S,Z	88-99	ALL	500	1000	617
618	C/K 35 Pick-Up (Heavy Duty) w/o Engine Oil Cooler	I,O,S,Z	88-99	ALL	500	1000	618
619	C/K 35 Pick-Up (Heavy Duty) w/Engine Oil Cooler		00-04	ALL	500	1000	619
620	C/K 35 Pick-Up (Heavy Duty) w/o Engine Oil Cooler		00-04	ALL	500	1000	620
621	**Other Truck & SUV Models**						621
622	Dually	G,J,S	73-91	ALL	450	1000	622
623	Dually w/Engine Oil Cooler	G,S,Y	92-99	ALL	450	1000	623
624	Dually w/o Engine Oil Cooler	G,S,Y	92-99	ALL	450	1000	624
625	Dually (Heavy Duty) w/Engine Oil Cooler	I,O,S,Z	92-99	ALL	500	1000	625
626	Dually (Heavy Duty) w/o Engine Oil Cooler	I,O,S,Z	92-99	ALL	500	1000	626
627	Dually (Heavy Duty) w/Engine Oil Cooler		00-04	ALL	500	1000	627
628	Dually (Heavy Duty) w/o Engine Oil Cooler		00-04	ALL	500	1000	628
629	S-15 Jimmy	W,Y	82-93	SB	450	1000	629
630	S-15 Jimmy w/Late Model LT-1 w/Small Outlets	W,Y	82-93	SB	450	1000	630
631	S-15 Jimmy	W	94-02	SB	450	1000	631
632	Jimmy - Full Size	I	69-72	ALL	450	1000	632
633	Jimmy - Full Size w/Engine Oil Cooler	G,J,S	73-91	ALL	450	1000	633
634	Jimmy - Full Size w/o Engine Oil Cooler	G,J,S	73-91	ALL	450	1000	634
635	Suburban		47-55	SB	300	350	635
636	Suburban		47-55	BB	350	400	636
637	Suburban - Crossflow Conversion	C,H	55-62	ALL	350	400	637
638	Suburban	C,H	63-66	ALL	350	400	638
639	Suburban	I	67-72	ALL	450	1000	639
640	Suburban	G,J,S	73-91	ALL	450	1000	640
641	Suburban w/Engine Oil Cooler	G,S,Y	92-99	ALL	450	1000	641
642	Suburban w/o Engine Oil Cooler	G,S,Y	92-99	ALL	450	1000	642
643	Suburban (Heavy Duty) w/Engine Oil Cooler	I,O,S,Z	92-99	ALL	500	1000	643
644	Suburban (Heavy Duty) w/o Engine Oil Cooler	I,O,S,Z	92-99	ALL	500	1000	644
645	Yukon w/Engine Oil Cooler	G,S,Y	92-99	ALL	450	1000	645
646	Yukon w/o Engine Oil Cooler	G,S,Y	92-99	ALL	450	1000	646
647	Yukon (Heavy Duty) w/Engine Oil Cooler	I,O,S,Z	92-99	ALL	500	1000	647
648	Yukon (Heavy Duty) w/o Engine Oil Cooler	I,O,S,Z	92-99	ALL	500	1000	648
649	Yukon (Heavy Duty) w/Engine Oil Cooler		00-04	ALL	500	1000	649
650	Yukon (Heavy Duty) w/o Engine Oil Cooler		00-04	ALL	500	1000	650
651	Yukon XL (Heavy Duty) w/Engine Oil Cooler		00-04	ALL	500	1000	651
652	Yukon XL (Heavy Duty) w/o Engine Oil Cooler		00-04	ALL	500	1000	652
653	Van w/Engine Oil Cooler	G,J,S	73-91	ALL	450	1000	653
654	Van w/o Engine Oil Cooler	G,J,S	73-91	ALL	450	1000	654
655	**HUMMER**						655
656	H2 w/Engine Oil Cooler		02-04	ALL	500	1000	656
657	H2 w/o Engine Oil Cooler		02-04	ALL	500	1000	657
658	**JAGUAR**						658
659	XJS		76-95	V-12	450	1000	659
660	**JEEP**						660
661	Cherokee - Full Size w/Passenger Side Water Pump Outlet (22" Core)	D	74-83	ALL	350	400	661

FITMENT CODES:

A- Top mounting plate for crossflow conversion may require modification
B- No Blower: 300 Maximum horsepower
C - Upper and lower hose & transmission line modification necessary to use crossflow upgrade
D - With passenger-side water pump outlet
E - With driver-side water pump outlet
F - Modifications required to bottom of core support
G - Replaces 28-½" Core
H - Use 4 of #72003 to install stock shroud
I - Some applications require #72011 fitting
J - 1 of #72000 needed for installation
K- Requires drilling one 5/8 inch hole in top of each subframe rail for pin or foot mounted radiator installation. Battery relocation also required.
L - 1 #72006 & 1 #72007 needed for installation
M - Shroud modification necessary
N - Use 66-67 big block radiator hoses

Line Number	Core Size	Core Dimensions	Radiator Dimensions	Dual Core: Standard Transmission Natural	Dual Core: Standard Transmission Polished	Dual Core: Automatic Transmission Natural	Dual Core: Automatic Transmission Polished	Dual Core-Twin Cooler: Engine Oil & Transmission Coolers Natural	Dual Core-Twin Cooler: Engine Oil & Transmission Coolers Polished	Line Number
612	Med.	22 W x 18 H	26 W x 21 H	60162	61162	62162	63162	—	—	612
613	XL	27 W x 18 H	34 W x 19 H	60058	61058	62058	63058	—	—	613
614	XL	27 W x 18 H	35 W x 21 H	60013	61013	62013	63013	—	—	614
615	XL	27 W x 18 H	34 W x 19 H	—	—	—	—	66024	67024	615
616	XL	27 W x 18 H	34 W x 19 H	60024	61024	62024	63024	—	—	616
617	XXL	32 W x 18 H	40 W x 19 H	—	—	—	—	66069	67069	617
618	XXL	32 W x 18 H	40 W x 19 H	60069	61069	62069	63069	—	—	618
619	XXL	32 W x 18 H	40 W x 19 H	—	—	—	—	66102	67102	619
620	XXL	32 W x 18 H	40 W x 19 H	60102	61102	62102	63102	—	—	620
621	**Other Truck & SUV Models**									621
622	XL	27 W x 18 H	35 W x 21 H	60013	61013	62013	63013	—	—	622
623	XL	27 W x 18 H	34 W x 19 H	—	—	—	—	66024	67024	623
624	XL	27 W x 18 H	34 W x 19 H	60024	61024	62024	63024	—	—	624
625	XXL	32 W x 18 H	40 W x 19 H	—	—	—	—	66069	67069	625
626	XXL	32 W x 18 H	40 W x 19 H	60069	61069	62069	63069	—	—	626
627	XXL	32 W x 18 H	40 W x 19 H	—	—	—	—	66102	67102	627
628	XXL	32 W x 18 H	40 W x 19 H	60102	61102	62102	63102	—	—	628
629	XL	27 W x 16 H	32 W x 16 H	60064	61064	62064	63064	—	—	629
630	XL	27 W x 16 H	32 W x 16 H	60153	61153	62153	63153	—	—	630
631	XL	27 W x 16 H	32 W x 16 H	60076	61076	62076	63076	—	—	631
632	XL	27 W x 18 H	34 W x 19 H	60058	61058	62058	63058	—	—	632
633	XL	27 W x 18 H	35 W x 21 H	—	—	—	—	66013	67013	633
634	XL	27 W x 18 H	35 W x 21 H	60013	61013	62013	63013	—	—	634
635	Small	19 W x 19 H	23 W x 24 H	60004	61004	62004	63004	—	—	635
636	Med.	19 W x 22 H	23 W x 28 H	60044	61044	62044	63044	—	—	636
637	Med.	22 W x 18 H	27 W x 19 H	60026	61026	62026	63026	—	—	637
638	Med.	22 W x 18 H	26 W x 21 H	60162	61162	62162	63162	—	—	638
639	XL	27 W x 18 H	34 W x 19 H	60058	61058	62058	63058	—	—	639
640	XL	27 W x 18 H	35 W x 21 H	60013	61013	62013	63013	—	—	640
641	XL	27 W x 18 H	34 W x 19 H	—	—	—	—	66024	67024	641
642	XL	27 W x 18 H	34 W x 19 H	60024	61024	62024	63024	—	—	642
643	XXL	32 W x 18 H	40 W x 19 H	—	—	—	—	66069	67069	643
644	XXL	32 W x 18 H	40 W x 19 H	60069	61069	62069	63069	—	—	644
645	XL	27 W x 18 H	34 W x 19 H	—	—	—	—	66024	67024	645
646	XL	27 W x 18 H	34 W x 19 H	60024	61024	62024	63024	—	—	646
647	XXL	32 W x 18 H	40 W x 19 H	—	—	—	—	66069	67069	647
648	XXL	32 W x 18 H	40 W x 19 H	60069	61069	62069	63069	—	—	648
649	XXL	32 W x 18 H	40 W x 19 H	—	—	—	—	66102	67102	649
650	XXL	32 W x 18 H	40 W x 19 H	60102	61102	62102	63102	—	—	650
651	XXL	32 W x 18 H	40 W x 19 H	—	—	—	—	66102	67102	651
652	XXL	32 W x 18 H	40 W x 19 H	60102	61102	62102	63102	—	—	652
653	XL	27 W x 18 H	35 W x 21 H	—	—	—	—	66013	67013	653
654	XL	27 W x 18 H	35 W x 21 H	60013	61013	62013	63013	—	—	654
655	**HUMMER**									655
656	XXL	32 W x 18 H	40 W x 19 H	—	—	—	—	66102	67102	656
657	XXL	32 W x 18 H	40 W x 19 H	60102	61102	62102	63102	—	—	657
658	**JAGUAR**									658
659	XL	27 W x 18 H	32 W x 18 H	60082	61082	62082	63082	—	—	659
660	**JEEP**									660
661	Med.	22 W x 18 H	27 W x 19 H	60220	61220	62220	63220	—	—	661

FITMENT CODES (CONTINUED):

O - Replaces 34" core
P - 2001 & 2002 Automatic transmission applications require 2 of #72002
Q - 66-67 Oldsmobile may require top plate modification
R - Requires voltage regulator relocation
S - Except diesel
T - Replaces 26" downflow
U - Use #72030 to install in 22" core support
V - Use 69-76 upper hose
W - Must use short water pump
X - For standard shift 4+3 Corvette use #62031
Y - Some applications require 1 #72010 fitting
Z - 1992 -1999 Chevrolet & GMC radiator with out raised filler neck requires upper brackets: GM part 15574275(R) & 15574276(L)
AA - On all Mopar applications with the XL size core, the transmission cooler is on the same side as the lower radiator hose and it faces outward toward the fender.

Note: All automatic transmission radiators include transmission fittings (2) Part # 72001

Customer Service: 1-800-691-2667
In Canada: 1-866-223-2665
www.becool.com

Line Number	Make & Model	Fitment Codes	Year	Max Engine Size	Max HP	HP w/Fan(s)	Line Number
662	Cherokee - Full Size w/Passenger Side Water Pump Outlet (24" Core)	D	74-83	ALL	350	400	662
663	Cherokee - Full Size w/Driver's Side Water Pump Outlet (22" Core)	E	74-83	ALL	350	400	663
664	Cherokee - Full Size w/Driver's Side Water Pump Outlet (24" Core)	E	74-83	ALL	350	400	664
665	Cherokee	E	91-99	ALL	350	400	665
666	Cherokee		91-99	ALL	350	400	666
667	CJ	B,C,E	70-86	SB	300	350	667
668	CJ w/Small Block Chevrolet Engine	B,C,D	70-86	SB	300	350	668
669	CJ w/Late Model LT-1 w/ 1-¼" Inlet/Outlet	B,D	70-86	LT1	300	350	669
670	J Series Truck w/Passenger Side Water Pump Outlet (22" Core)	D	74-88	ALL	350	400	670
671	J Series Truck w/Passenger Side Water Pump Outlet (24" Core)	D	74-88	ALL	350	400	671
672	J Series Truck w/Driver's Side Water Pump Outlet (22" Core)	E	74-88	ALL	350	400	672
673	J Series Truck w/Driver's Side Water Pump Outlet (24" Core)	E	74-88	ALL	350	400	673
674	Scrambler	B,C,E	70-86	SB	300	350	674
675	Scrambler w/Small Block Chevrolet Engine	B,C,D	70-86	SB	300	350	675
676	Scrambler w/Late Model LT-1 w/ 1-¼" Inlet/Outlet	B,D	70-86	LT1	300	350	676
677	Wagoneer / Grand Wagoneer w/Passenger Side Water Pump Outlet (22" Core)		74-92	ALL	350	400	677
678	Wagoneer / Grand Wagoneer w/Passenger Side Water Pump Outlet (24" Core)		74-92	ALL	350	400	678
679	Wagoneer / Grand Wagoneer w/Driver's Side Water Pump Outlet (22" Core)		74-92	ALL	350	400	679
680	Wagoneer / Grand Wagoneer w/Driver's Side Water Pump Outlet (24" Core)		74-92	ALL	350	400	680
681	Wrangler	B,C,E	87-04	SB	300	350	681
682	Wrangler w/Small Block Chevrolet Engine	B,C,D	87-04	SB	300	350	682
683	Wrangler w/Late Model LT-1 w/ 1-¼" Inlet/Outlet	B,D	87-04	LT1	300	350	683
684	**MERCURY**						684
685	Comet w/Passenger Side Water Pump Outlet	B,D	60-65	SB	300	350	685
686	Comet w/Driver's Side Water Pump Outlet & Electric Fan Mounting Brackets	B,E	60-65	SB	300	350	686
687	Comet w/Passenger Side Water Pump Outlet	B,D	66-68	SB	300	350	687
688	Cougar (w/Shroud Bracket)		80-88	ALL	400	700	688
689	Cougar (w/o Shroud Bracket)		80-88	ALL	400	700	689
690	Marquis		83-86	ALL	400	700	690
691	Mercury		39-41	SB	300	350	691
692	Mercury	C,D	49-51	ALL	350	400	692
693	Montego w/Passenger Side Water Pump Outlet	B,D	68-69	SB	300	350	693
694	**OLDSMOBILE**						694
695	442	Q	68-77	ALL	450	1000	695
696	442		78-87	ALL	450	1000	696
697	Cutlass	Q	68-77	ALL	450	1000	697
698	Cutlass		78-87	ALL	450	1000	698
699	F-85	Q	68-77	ALL	450	1000	699
700	Omega		68-79	BB	400	700	700
701	Omega		72-79	SB	350	400	701
702	Supreme		68-77	ALL	450	1000	702
703	Supreme		78-87	ALL	450	1000	703
704	**PLYMOUTH**						704
705	**A, B & E Body** w/Driver's Side Water Pump Outlet - Crossflow Conversion	C,E,H,T,U	60-88	ALL	350	400	705
706	**A, B & E Body** w/Passenger Side Water Pump Outlet - Crossflow Conversion	C,D,H,T,U	60-88	ALL	350	400	706
707	**A Body** - Valiant, Duster, Scamp, 64-69 Barracuda - Crossflow Conversion w/Driver's Side Water Pump Outlet	A,C,E,K	64-76	ALL	400	700	707
708	**A Body** - Valiant, Duster, Scamp, 64-69 Barracuda - Crossflow Conversion w/Passenger Side Water Pump Outlet	A,C,D,K	64-76	ALL	400	700	708
709	**A Body** - Valiant, Duster, Scamp, 64-69 Barracuda - Crossflow Conversion w/Driver's Side Water Pump Outlet	A,C,E,K,AA	64-76	ALL	450	1000	709

FITMENT CODES:

A- Top mounting plate for crossflow conversion may require modification
B- No Blower: 300 Maximum horsepower
C - Upper and lower hose & transmission line modification necessary to use crossflow upgrade
D - With passenger-side water pump outlet
E - With driver-side water pump outlet
F - Modifications required to bottom of core support
G - Replaces 28-½" Core
H - Use 4 of #72003 to install stock shroud
I - Some applications require #72011 fitting
J - 1 of #72000 needed for installation
K- Requires drilling one 5/8 inch hole in top of each subframe rail for pin or foot mounted radiator installation. Battery relocation also required.
L - 1 #72006 & 1 #72007 needed for installation
M - Shroud modification necessary
N - Use 66-67 big block radiator hoses

Line Number	Core Size	Core Dimensions	Radiator Dimensions	Dual Core – Standard Transmission – Natural	Dual Core – Standard Transmission – Polished	Dual Core – Automatic Transmission – Natural	Dual Core – Automatic Transmission – Polished	Dual Core-Twin Cooler – Engine Oil & Transmission Coolers – Natural	Dual Core-Twin Cooler – Engine Oil & Transmission Coolers – Polished	Line Number
662	Med.	24 W x 18 H	29 W x 19 H	60221	61221	62221	63221	—	—	662
663	Med.	22 W x 18 H	27 W x 19 H	60222	61222	62222	63222	—	—	663
664	Med.	24 W x 18 H	29 W x 19 H	60223	61223	62223	63223	—	—	664
665	Med.	32 W x 11 H	36 W x 12 H	60088	61088	—	—	—	—	665
666	Med.	32 W x 11 H	36 W x 12 H	60185	61185	—	—	—	—	666
667	Small	18 W x 18 H	24 W x 19 H	60027	61027	62027	63027	—	—	667
668	Small	18 W x 18 H	24 W x 19 H	60030	61030	62030	63030	—	—	668
669	Small	18 W x 18 H	24 W x 19 H	60005	61005	62005	63005	—	—	669
670	Med.	22 W x 18 H	27 W x 19 H	60220	61220	62220	63220	—	—	670
671	Med.	24 W x 18 H	29 W x 19 H	60221	61221	62221	63221	—	—	671
672	Med.	22 W x 18 H	27 W x 19 H	60222	61222	62222	63222	—	—	672
673	Med.	24 W x 18 H	29 W x 19 H	60223	61223	62223	63223	—	—	673
674	Small	18 W x 18 H	24 W x 19 H	60027	61027	62027	63027	—	—	674
675	Small	18 W x 18 H	24 W x 19 H	60030	61030	62030	63030	—	—	675
676	Small	18 W x 18 H	24 W x 19 H	60005	61005	62005	63005	—	—	676
677	Med.	22 W x 18 H	27 W x 19 H	60220	61220	62220	63220	—	—	677
678	Med.	24 W x 18 H	29 W x 19 H	60221	61221	62221	63221	—	—	678
679	Med.	22 W x 18 H	27 W x 19 H	60222	61222	62222	63222	—	—	679
680	Med.	24 W x 18 H	29 W x 19 H	60223	61223	62223	63223	—	—	680
681	Small	18 W x 18 H	23 W x 19 H	60033	61033	62033	63033	—	—	681
682	Small	18 W x 18 H	23 W x 19 H	60007	61007	62007	63007	—	—	682
683	Small	18 W x 18 H	23 W x 19 H	60150	61150	62150	63150	—	—	683
684	**MERCURY**									684
685	Small	17 W x 17 H	17 W x 22 H	60020	61020	62020	63020	—	—	685
686	Small	17 W x 17 H	17 W x 22 H	60159	61159	62159	63159	—	—	686
687	Small	18 W x 18 H	19 W x 22 H	60017	61017	62017	63017	—	—	687
688	Large	24 W x 18 H	29 W x 18 H	60011	61011	62011	63011	—	—	688
689	Large	24 W x 18 H	29 W x 18 H	60165	61165	62165	63165	—	—	689
690	Large	24 W x 18 H	29 W x 19 H	60011	61011	62011	63011	—	—	690
691	Small	18 W x 18 H	25 W x 22 H	60039	61039	62039	63039	—	—	691
692	Med.	22 W x 18 H	29 W x 19 H	60049	61049	62049	63049	—	—	692
693	Small	18 W x 18 H	19 W x 22 H	60017	61017	62017	63017	—	—	693
694	**OLDSMOBILE**									694
695	XL	27 W x 18 H	33 W x 19 H	60008	61008	62008	63008	—	—	695
696	XL	27 W x 18 H	32 W x 19 H	60018	61018	62018	63018	—	—	696
697	XL	27 W x 18 H	33 W x 19 H	60008	61008	62008	63008	—	—	697
698	XL	27 W x 18 H	32 W x 19 H	60018	61018	62018	63018	—	—	698
699	XL	27 W x 18 H	33 W x 19 H	60008	61008	62008	63008	—	—	699
700	L	24 W x 19 H	29 W x 19 H	60184	61184	62184	63184	—	—	700
701	Med.	22 W x 18 H	27 W x 19 H	60019	61019	62019	63019	—	—	701
702	XL	27 W x 18 H	33 W x 19 H	60008	61008	62008	63008	—	—	702
703	XL	27 W x 18 H	32 W x 19 H	60018	61018	62018	63018	—	—	703
704	**PLYMOUTH**									704
705	Med.	22 W x 18 H	26 W x 19 H	60038	61038	62038	63038	—	—	705
706	Med.	22 W x 18 H	26 W x 19 H	60016	61016	62016	63016	—	—	706
707	Large	24 W x 18 H	30 W x 19 H	60174	61174	62174	63174	—	—	707
708	Large	24 W x 18 H	30 W x 19 H	60175	61175	62175	63175	—	—	708
709	XL	27 W x 18 H	33 W x 19 H	60198	61198	62198	63198	—	—	709

FITMENT CODES (CONTINUED):

O - Replaces 34" core
P - 2001 & 2002 Automatic transmission applications require 2 of #72002
Q - 66-67 Oldsmobile may require top plate modification
R - Requires voltage regulator relocation
S - Except diesel
T - Replaces 26" downflow
U - Use #72030 to install in 22" core support
V - Use 69-76 upper hose
W - Must use short water pump
X - For standard shift 4+3 Corvette use #62031
Y - Some applications require 1 #72010 fitting
Z - 1992 -1999 Chevrolet & GMC radiator with out raised filler neck requires upper brackets: GM part 15574275(R) & 15574276(L)
AA - On all Mopar applications with the XL size core, the transmission cooler is on the same side as the lower radiator hose and it faces outward toward the fender.

Note: All automatic transmission radiators include transmission fittings (2) Part # 72001

Customer Service: 1-800-691-2667
In Canada: 1-866-223-2665
www.becool.com

Line Number	Make & Model	Fitment Codes	Year	Max Engine Size	Max HP	HP w/Fan(s)	Line Number
710	**A Body** - Valiant, Duster, Scamp, 64-69 Barracuda - Crossflow Conversion w/Passenger Side Water Pump Outlet	A,C,D,K,AA	64-76	ALL	450	1000	710
711	**B Body** - Belvedere, Satellite, Sebring, Road Runner, GTX - Crossflow Conversion w/Driver's Side Water Pump Outlet	A,C,E,K	64-70	ALL	400	700	711
712	**B Body** - Belvedere, Satellite, Sebring, Road Runner, GTX - Crossflow Conversion w/Driver's Side Water Pump Outlet	A,C,E,K	71-74	ALL	400	700	712
713	**B Body** - Belvedere, Satellite, Sebring, Road Runner, GTX - Crossflow Conversion w/Passenger Side Water Pump Outlet	A,C,D,K	64-74	ALL	400	700	713
714	**B Body** - Belvedere, Satellite, Sebring, Road Runner, GTX - Crossflow Conversion w/Driver's Side Water Pump Outlet & XL Core	A,C,E,K,AA	64-74	ALL	450	1000	714
715	**B Body** - Belvedere, Satellite, Sebring, Road Runner, GTX - Crossflow Conversion w/Passenger Side Water Pump Outlet & XL Core	A,C,D,K,AA	64-74	ALL	450	1000	715
716	**E Body** - 'Cuda, Barracuda - Crossflow Conversion w/Driver's Side Water Pump Outlet	A,C,E,K	70-74	ALL	400	700	716
717	**E Body** - 'Cuda, Barracuda - Crossflow Conversion w/Passenger Side Water Pump Outlet	A,C,D,K	70-74	ALL	400	700	717
718	**E Body** - 'Cuda, Barracuda - Crossflow Conversion w/Driver's Side Water Pump Outlet & XL Core	A,C,E,K,AA	70-74	ALL	450	1000	718
719	**E Body** - 'Cuda, Barracuda - Crossflow Conversion w/Passenger Side Water Pump Outlet & XL Core	A,C,D,K,AA	70-74	ALL	450	1000	719
720	**PONTIAC**						720
721	Bonneville		65-68	ALL	450	1000	721
722	Bonneville		69-79	ALL	450	1000	722
723	Bonneville		80-86	ALL	450	1000	723
724	Catalina	M	65-68	ALL	450	1000	724
725	Catalina		69-79	ALL	450	1000	725
726	Catalina		80-86	ALL	450	1000	726
727	Firebird (22" Core)		67-69	ALL	350	400	727
728	Firebird (24" Core)	R	67-69	ALL	400	700	728
729	Firebird		70-81	ALL	450	1000	729
730	Firebird	I	82-92	ALL	450	1000	730
731	Firebird		93-02	ALL	350	400	731
732	Grand Am		73-75	ALL	450	1000	732
733	Grand Am		78-80	ALL	450	1000	733
734	Grand Prix		65-68	ALL	450	1000	734
735	Grand Prix		69-77	ALL	450	1000	735
736	Grand Prix		78-87	ALL	450	1000	736
737	GTO (Short) - Crossflow Conversion	C,M	64-67	ALL	350	400	737
738	GTO (Tall) - Crossflow Conversion	C,M	64-67	ALL	350	400	738
739	GTO		68-72	ALL	450	1000	739
740	GTO		74	ALL	350	400	740
741	Le Mans		68-77	ALL	450	1000	741
742	Le Mans		78-81	ALL	450	1000	742
743	Tempest		68-73	ALL	450	1000	743
744	Ventura		68-79	BB	400	700	744
745	Ventura		72-79	SB	350	400	745
746	**TOYOTA**						746
747	Landcruiser FJ 40/45		60-83	SB	300	350	747
748	**WILLYS**						748
749	Willys		40-42	ALL	450	1000	749
750	Willys Kit Car		40-42	ALL	400	700	750
751	Willys - Chrysler Hemi & Ford Conversion		40-42	ALL	450	1000	751

FITMENT CODES:

A- Top mounting plate for crossflow conversion may require modification
B- No Blower: 300 Maximum horsepower
C - Upper and lower hose & transmission line modification necessary to use crossflow upgrade
D - With passenger-side water pump outlet
E - With driver-side water pump outlet
F - Modifications required to bottom of core support
G - Replaces 28-½" Core
H - Use 4 of #72003 to install stock shroud
I - Some applications require #72011 fitting
J - 1 of #72000 needed for installation
K- Requires drilling one 5/8 inch hole in top of each subframe rail for pin or foot mounted radiator installation. Battery relocation also required.
L - 1 #72006 & 1 #72007 needed for installation
M - Shroud modification necessary
N - Use 66-67 big block radiator hoses

Line Number	Core Size	Core Dimensions	Radiator Dimensions	Dual Core – Standard Transmission – Natural	Dual Core – Standard Transmission – Polished	Dual Core – Automatic Transmission – Natural	Dual Core – Automatic Transmission – Polished	Dual Core-Twin Cooler – Engine Oil & Transmission Coolers – Natural	Dual Core-Twin Cooler – Engine Oil & Transmission Coolers – Polished	Line Number
710	XL	27 W x 18 H	33 W x 19 H	60199	61199	62199	63199	—	—	710
711	Large	24 W x 18 H	29 W x 19 H	60170	61170	62170	63170	—	—	711
712	Large	24 W x 18 H	29 W x 19 H	60186	61186	62186	63186	—	—	712
713	Large	24 W x 18 H	29 W x 19 H	60171	61171	62171	63171	—	—	713
714	XL	27 W x 18 H	33 W x 19 H	60172	61172	62172	63172	—	—	714
715	XL	27 W x 18 H	33 W x 19 H	60173	61173	62173	63173	—	—	715
716	Large	24 W x 18 H	29 W x 19 H	60178	61178	62178	63178	—	—	716
717	Large	24 W x 18 H	29 W x 19 H	60179	61179	62179	63179	—	—	717
718	XL	27 W x 18 H	33 W x 19 H	60176	61176	62176	63176	—	—	718
719	XL	27 W x 18 H	33 W x 19 H	60177	61177	62177	63177	—	—	719
720	**PONTIAC**									720
721	XL	27 W x 18 H	31 W x 19 H	60010	61010	62010	63010	—	—	721
722	XL	27 W x 18 H	33 W x 19 H	60008	61008	62008	63008	—	—	722
723	XL	27 W x 18 H	32 W x 19 H	60018	61018	62018	63018	—	—	723
724	XL	27 W x 18 H	31 W x 19 H	60010	61010	62010	63010	—	—	724
725	XL	27 W x 18 H	33 W x 19 H	60008	61008	62008	63008	—	—	725
726	XL	27 W x 18 H	32 W x 19 H	60018	61018	62018	63018	—	—	726
727	Med.	22 W x 18 H	26 W x 19 H	60009	61009	62009	63009	—	—	727
728	Large	24 W x 18 H	29 W x 19 H	60168	61168	62168	63168	—	—	728
729	XL	27 W x 18 H	33 W x 19 H	60010	61010	62010	63010	—	—	729
730	XL	27 W x 18 H	31 W x 19 H	60015	61015	62015	63015	—	—	730
731	Med.	22 W x 18 H	30 W x 19 H	60028	61028	62028	63028	—	—	731
732	XL	27 W x 18 H	33 W x 19 H	60008	61008	62008	63008	—	—	732
733	XL	27 W x 18 H	32 W x 19 H	60018	61018	62018	63018	—	—	733
734	XL	27 W x 18 H	31 W x 19 H	60010	61010	62010	63010	—	—	734
735	XL	27 W x 18 H	33 W x 19 H	60008	61008	62008	63008	—	—	735
736	XL	27 W x 18 H	32 W x 19 H	60018	61018	62018	63018	—	—	736
737	Med.	22 W x 18 H	26 W x 19 H	60047	61047	62047	63047	—	—	737
738	Med.	22 W x 18 H	26 W x 21 H	60048	61048	62048	63048	—	—	738
739	XL	27 W x 18 H	33 W x 19 H	60008	61008	62008	63008	—	—	739
740	Med.	22 W x 18 H	27 W x 19 H	60019	61019	62019	63019	—	—	740
741	XL	27 W x 18 H	33 W x 19 H	60008	61008	62008	63008	—	—	741
742	XL	27 W x 18 H	32 W x 19 H	60018	61018	62018	63018	—	—	742
743	XL	27 W x 18 H	33 W x 19 H	60008	61008	62008	63008	—	—	743
744	L	24 W x 19 H	29 W x 19 H	60184	61184	62184	63184	—	—	744
745	Med.	22 W x 18 H	27 W x 19 H	60019	61019	62019	63019	—	—	745
746	**TOYOTA**									746
747	Small	18 W x 18 H	22 W x 21 H	60167	61167	62167	63167	—	—	747
748	**WILLYS**									748
749	XL	27 W x 15 H	33 W x 15 H	60154	61154	—	—	—	—	749
750	Large	24 W x 18 H	28 W x 19 H	60155	61155	62155	63155	—	—	750
751	XL	27 W x 15 H	33 W x 15 H	60195	61195	62195	63195	—	—	751

FITMENT CODES (CONTINUED):

O - Replaces 34" core
P - 2001 & 2002 Automatic transmission applications require 2 of #72002
Q - 66-67 Oldsmobile may require top plate modification
R - Requires voltage regulator relocation
S - Except diesel
T - Replaces 26" downflow
U - Use #72030 to install in 22" core support
V - Use 69-76 upper hose
W - Must use short water pump
X - For standard shift 4+3 Corvette use #62031
Y - Some applications require 1 #72010 fitting
Z - 1992 -1999 Chevrolet & GMC radiator with out raised filler neck requires upper brackets: GM part 15574275(R) & 15574276(L)
AA - On all Mopar applications with the XL size core, the transmission cooler is on the same side as the lower radiator hose and it faces outward toward the fender.

Note: All automatic transmission radiators include transmission fittings (2) Part # 72001

Universal & Racing Conversion Radiators

68161 82-94 Ranger, 84-94 Bronco II, 91-94 Explorer

69009 Featherweight Scirocco Pro/Stock-Style

Line Number	Make & Model	Max HP	Max HP w/Fan(s)	Core Dimensions	Radiator Dimensions	Std. Trans. Natural	Auto. Trans. Natural	Line Number
752	**UNIVERSAL**							752
753	Universal GM-Style Single 1-¼" Core	300	350	17 W x 17 H	22 W x 19 H	65001	—	753
754	Universal GM-Style Single 1-¼" Core	300	350	20 W x 17 H	26 W x 19 H	65002	68002	754
755	Universal GM-Style Single 1-¼" Core	350	400	26 W x 17 H	31 W x 19 H	65003	68003	755
756	Universal GM-Style Single 1-¼" Core	300	350	20 W x 16 H	26 W x 16 H	65004	—	756
757	Universal Ford / Mopar-Style Single 1-¼" Core	300	350	17 W x 17 H	22 W x 19 H	65005	—	757
758	Universal Ford / Mopar-Style Single 1-¼" Core	300	350	20 W x 17 H	26 W x 19 H	65006	68006	758
759	Universal Ford / Mopar-Style Single 1-¼" Core	350	400	26 W x 17 H	31 W x 19 H	65007	68007	759
760	5.0 Mustang Single 1-¼" Core	300	350	22 W x 18 H	27 W x 19 H	65011	68011	760
761	82-93 S-10 V8 Conversion Single 1-¼" Core	350	400	27 W x 16 H	32 W x 17 H	65012	68012	761
762	Toyota Pick-Up/4-Runner w/SB Conversion Single 1-¼" Core	300	350	18 W x 18 H	24 W x 23 H	65014	68014	762
763	94-02 S-10 V8 Conversion Single 1-¼" Core	350	400	27 W x 16 H	32 W x 17 H	65015	68015	763
764	82-94 Ranger, 84-94 Bronco II, 91-94 Explorer	300	350	18 W x 16 H	22 W x 16 H	65161	68161	764
765	Universal Downflow Single 1-¼" Core	300	350	18 W x 18 H	19 W x 22 H	—	68013	765
766	**RACING - Be Cool is an IHRA Contingency Sponsor for Super Stock Eliminator**							766
767	Dragster-Style **Dual 1" Core**	N/A	N/A	18 W x 17 H	20 W x 17 H	60100	N/A	767
768	Scirocco Pro/Stock-Style **Dual 1" Core,** Baffled Tank w/Inlet & Outlet on Passenger Side - with Filler Neck	N/A	N/A	18 W x 12 H	22 W x 13 H	60200	N/A	768
769	Scirocco Pro/Stock-Style **Dual 1" Core,** Baffled Tank w/Inlet & Outlet on Passenger Side - with No Filler Neck	N/A	N/A	18 W x 12 H	22 W x 13 H	60201	N/A	769
770	Featherweight Universal GM-Style Single 1" Core	N/A	N/A	18 W x 18 H	22 W x 19 H	69001	N/A	770
771	Featherweight Universal GM-Style Single 1" Core	N/A	N/A	22 W x 18 H	27 W x 19 H	69002	N/A	771
772	Featherweight Universal GM-Style Single 1" Core	N/A	N/A	27 W x 18 H	32 W x 19 H	69003	N/A	772
773	Featherweight Universal Ford / Mopar-Style Single 1" Core	N/A	N/A	18 W x 18 H	22 W x 19 H	69005	N/A	773
774	Featherweight Universal Ford / Mopar-Style Single 1" Core	N/A	N/A	22 W x 18 H	27 W x 19 H	69006	N/A	774
775	Featherweight Universal Ford / Mopar-Style Single 1" Core	N/A	N/A	27 W x 18 H	32 W x 19 H	69007	N/A	775
776	Featherweight Sprint Car-Style Single 1" Core	N/A	N/A	18 W x 18 H	21 W x 22 H	69008	N/A	776
777	Featherweight Scirocco Pro/Stock-Style Single 1" Core, Baffled Tank w/Inlet & Outlet on Passenger Side	N/A	N/A	18 W x 12 H	22 W x 13 H	69009	N/A	777
778	Featherweight Dragster-Style Single 1" Core	N/A	N/A	18 W x 17 H	21 W x 18 H	69010	N/A	778
779	Featherweight Go Kart Radiator	N/A	N/A	8 W x 18 H	8 W x 21 H	69011	N/A	779

62161 82-94 Ranger, 84-94 Bronco II, 91-94 Explorer

CONVERSION RADIATOR QUICK REFERENCE GUIDE

The applications on this page are not meant to be a complete listing, but a quick reference for specific customers who are interested in cooling a vehicle with a V8 engine conversion. See the Aluminum Radiator section for a complete application listing.

Line Number	Make & Model	Max HP	Max HP w/Fan(s)	Core Dimensions	Radiator Dimensions	Std. Trans. Natural	Auto. Trans. Natural	Line Number
780	**UNIVERSAL - SINGLE CORE**							780
781	5.0 Mustang Single 1-¼" Core	350	400	22 W x 18 H	30 W x 19 H	65011	68011	781
782	82-93 S-10 V8 Conversion Single 1-¼" Core	350	400	27 W x 16 H	32 W x 17 H	65012	68012	782
783	Toyota Pick-Up/4-Runner w/SB Conversion Single 1-¼" Core	300	350	18 W x 18 H	24 W x 23 H	65014	68014	783
784	94-02 S-10 V8 Conversion Single 1-¼" Core	350	400	27 W x 16 H	32 W x 17 H	65015	68015	784
785	82-94 Ranger, 84-94 Bronco II, 91-94 Explorer	300	350	18 W x 16 H	22 W x 16 H	65161	68161	785
786	**DUAL CORE***							786
787	**CHEVROLET TRUCKS**							787
788	82-93 S-10 Blazer	450	1000	27 W x 16 H	32 W x 16 H	60064	62064	788
789	82-93 S-10 Blazer w/Late Model LT-1 w/ 1-¼" Inlet/Outlet	450	1000	27 W x 16 H	32 W x 16 H	60153	62153	789
790	94-02 S-10 Blazer	450	1000	27 W x 16 H	32 W x 16 H	60076	62076	790
791	**FORD TRUCKS**							791
792	82-94 Ranger	300	350	18 W x 16 H	22 W x 16 H	60161	62161	792
793	84-94 Bronco II	300	350	18 W x 16 H	22 W x 16 H	60161	62161	793
794	91-94 Explorer	300	350	18 W x 16 H	22 W x 16 H	60161	62161	794
791	**JEEP**							791
792	70-86 CJ	300	350	18 W x 18 H	24 W x 19 H	60027	62027	792
797	70-86 CJ w/Small Block Chevrolet Engine	300	350	18 W x 18 H	24 W x 19 H	60030	62030	797
798	70-86 CJ w/Late Model LT-1 w/ 1-¼" Inlet/Outlet	300	350	18 W x 18 H	24 W x 19 H	60005	62005	798
799	70-86 Scrambler	300	350	18 W x 18 H	24 W x 19 H	60027	62027	799
800	70-86 Scrambler w/Small Block Chevrolet Engine	300	350	18 W x 18 H	24 W x 19 H	60030	62030	800
801	70-86 Scrambler w/Late Model LT-1 w/ 1-¼" Inlet/Outlet	300	350	18 W x 18 H	24 W x 19 H	60005	62005	801
802	87-96 Wrangler	300	350	18 W x 18 H	23 W x 19 H	60033	62033	802
803	87-96 Wrangler w/Small Block Chevrolet Engine	300	350	18 W x 18 H	23 W x 19 H	60007	62007	803
804	87-96 Wrangler w/Late Model LT-1 w/ 1-¼" Inlet/Outlet	300	350	18 W x 18 H	23 W x 19 H	60150	62150	804
805	**TOYOTA**							805
806	60-83 Landcruiser FJ 40/45	300	350	18 W x 18 H	22 W x 21 H	60167	62167	806

*** Also available with Polished finish for Standard Transmission and Automatic Transmission Applications**

Radiator Specifications

In this section you will find all of the specifications for our radiators. The picture boxes are arranged in ascending numerical part number sequence starting with part number 60001. If there are multiple applications for a specific style, such as standard or automatic transmission, all of the possible variations are shown. For example the box for part number 60001 also includes the 61001, 62001 and 63001 variations. These variations do not change the radiator's specifications or the root part number, which is the last three digits.

You can also use this chart to locate the specifications for the radiators that come in our module assemblies. Use the last four digits of the part numbers shown to locate the comparable module assembly radiator part number specifications. For example a 80001 module assembly uses a 60001 radiator and you can use the 60001 specification box. The only exception would be the horsepower rating which would rise due to the increased cooling capacity offered by a complete module assembly.

Standard Transmission: 60001, 61001
Automatic Transmission: 62001, 63001

Core Dimensions		Overall Dimensions	
Width	.27″	Width	.32″
Height	.17″	Height	.17″
Thickness	.2″	Tank Thickness	.3″
Inlet Diameter	1-¼″		
Outlet Diameter	1-¼″		
Horsepower Rating	450		

Standard Transmission: 60002, 61002
Automatic Transmission: 62002, 63002



Core Dimensions		Overall Dimensions	
Width	.22″	Width	.22″
Height	.17″	Height	.23″
Thickness	.2″	Tank Thickness	.3″
Inlet Diameter	1-½″		
Outlet Diameter	1-¾″		
Horsepower Rating	350		

Standard Transmission: 60003, 61003
Automatic Transmission: 62003, 63003

Core Dimensions		Overall Dimensions	
Width	.18″	Width	.23″
Height	.17″	Height	.17″
Thickness	.2″	Tank Thickness	.3″
Inlet Diameter	1-½″		
Outlet Diameter	1-¾″		
Horsepower Rating	300		

Standard Transmission: 60004, 61004
Automatic Transmission: 62004, 63004

Core Dimensions		Overall Dimensions	
Width	.18″	Width	.19″
Height	.18″	Height	.24″
Thickness	.2″	Tank Thickness	.3″
Inlet Diameter	1-½″		
Outlet Diameter	1-¾″		
Horsepower Rating	300		

Standard Transmission: 60005, 61005
Automatic Transmission: 62005, 63005

Core Dimensions		Overall Dimensions	
Width	.18″	Width	.24″
Height	.18″	Height	.19″
Thickness	.2″	Tank Thickness	.3″
Inlet Diameter	1-½″		
Outlet Diameter	1-¼″		
Horsepower Rating	300		

Standard Transmission: 60006, 61006

Core Dimensions		Overall Dimensions	
Width	.18″	Width	.22″
Height	.17″	Height	.17″
Thickness	.2″	Tank Thickness	.3″
Inlet Diameter	1-½″		
Outlet Diameter	1-¾″		
Horsepower Rating	300		

Standard Transmission: 60007, 61007
Automatic Transmission: 62007, 63007



Core Dimensions		Overall Dimensions	
Width	.18″	Width	.23″
Height	.18″	Height	.19″
Thickness	.2″	Tank Thickness	.3″
Inlet Diameter	1-½″		
Outlet Diameter	1-¾″		
Horsepower Rating	300		

Standard Transmission: 60008, 61008
Automatic Transmission: 62008, 63008



Core Dimensions		Overall Dimensions	
Width	.27″	Width	.33″
Height	.18″	Height	.19″
Thickness	.2″	Tank Thickness	.3″
Inlet Diameter	1-½″		
Outlet Diameter	1-¾″		
Horsepower Rating	450		

Standard Transmission: 60009, 61009
Automatic Transmission: 62009, 63009



Core Dimensions		Overall Dimensions	
Width	.22″	Width	.26″
Height	.18″	Height	.19″
Thickness	.2″	Tank Thickness	.3″
Inlet Diameter	1-½″		
Outlet Diameter	1-¾″		
Horsepower Rating	350		

Standard Transmission: 60010, 61010
Automatic Transmission: 62010, 63010



Core Dimensions		Overall Dimensions	
Width	.27″	Width	.33″
Height	.18″	Height	.19″
Thickness	.2″	Tank Thickness	.3″
Inlet Diameter	1-½″		
Outlet Diameter	1-½″		
Horsepower Rating	450		

Standard Transmission: 60011, 61011
Automatic Transmission: 62011, 63011

Core Dimensions		Overall Dimensions	
Width	.24″	Width	.29″
Height	.17″	Height	.18″
Thickness	.2″	Tank Thickness	.3″
Inlet Diameter	1-¼″		
Outlet Diameter	1-½″		
Horsepower Rating	400		

Standard Transmission: 60012, 61012
Automatic Transmission: 62012, 63012



Core Dimensions		Overall Dimensions	
Width	.22″	Width	.26″
Height	.18″	Height	.19″
Thickness	.2″	Tank Thickness	.3″
Inlet Diameter	1-½″		
Outlet Diameter	1-¾″		
Horsepower Rating	350		

Standard Transmission: 60013, 61013
Automatic Transmission: 62013, 63013



Core Dimensions		Overall Dimensions	
Width	.27″	Width	.35″
Height	.18″	Height	.19″
Thickness	.2″	Tank Thickness	.3″
Inlet Diameter	1-⅜″		
Outlet Diameter	1-⅝″		
Horsepower Rating	450		

Standard Transmission: 60014, 61014

Core Dimensions		Overall Dimensions	
Width	.18″	Width	.24″
Height	.18″	Height	.19″
Thickness	.2″	Tank Thickness	.3″
Inlet Diameter	1-½″		
Outlet Diameter	1-¾″		
Horsepower Rating	300		

Standard Transmission: 60015, 61015
Automatic Transmission: 62015, 63015



Core Dimensions		Overall Dimensions	
Width	.27″	Width	.31″
Height	.16″	Height	.17″
Thickness	.2″	Tank Thickness	.3″
Inlet Diameter	1-⅜″		
Outlet Diameter	1-½″		
Horsepower Rating	450		

Standard Transmission: 60016, 61016
Automatic Transmission: 62016, 63016

Core Dimensions		Overall Dimensions	
Width	.22″	Width	.26″
Height	.18″	Height	.19″
Thickness	.2″	Tank Thickness	.3″
Inlet Diameter	1-½″		
Outlet Diameter	1-¾″		
Horsepower Rating	.350		

Standard Transmission: 60017, 61017
Automatic Transmission: 62017, 63017



Core Dimensions		Overall Dimensions	
Width	.18″	Width	.19″
Height	.18″	Height	.22″
Thickness	.2″	Tank Thickness	.3″
Inlet Diameter	1-½″		
Outlet Diameter	1-¾″		
Horsepower Rating	.300		

Standard Transmission: 60018, 61018
Automatic Transmission: 62018, 63018

Core Dimensions		Overall Dimensions	
Width	.27″	Width	.32″
Height	.18″	Height	.19″
Thickness	.2″	Tank Thickness	.3″
Inlet Diameter	1-½″		
Outlet Diameter	1-½″		
Horsepower Rating	.450		

Standard Transmission: 60019, 61019
Automatic Transmission: 62019, 63019

Core Dimensions		Overall Dimensions	
Width	.22″	Width	.27″
Height	.18″	Height	.19″
Thickness	.2″	Tank Thickness	.3″
Inlet Diameter	1-½″		
Outlet Diameter	1-¾″		
Horsepower Rating	.350		

Standard Transmission: 60020, 61020
Automatic Transmission: 62020, 63020

Core Dimensions		Overall Dimensions	
Width	.17″	Width	.21″
Height	.17″	Height	.18″
Thickness	.2″	Tank Thickness	.3″
Inlet Diameter	1-½″		
Outlet Diameter	1-¾″		
Horsepower Rating	.300		

Standard Transmission: 60021, 61021
Automatic Transmission: 62021, 63021

Core Dimensions		Overall Dimensions	
Width	.27″	Width	.32″
Height	.17″	Height	.17″
Thickness	.2″	Tank Thickness	.3″
Inlet Diameter	1-½″		
Outlet Diameter	1-¾″		
Horsepower Rating	.450		

Standard Transmission: 60022, 61022
Automatic Transmission: 62022, 63022

Core Dimensions		Overall Dimensions	
Width	.22″	Width	.28″
Height	.18″	Height	.19″
Thickness	.2″	Tank Thickness	.3″
Inlet Diameter	1-½″		
Outlet Diameter	1-¾″		
Horsepower Rating	.350		

Standard Transmission: 60023, 61023
Automatic Transmission: 62023, 63023

Core Dimensions		Overall Dimensions	
Width	.18″	Width	.18″
Height	.18″	Height	.23″
Thickness	.2″	Tank Thickness	.3″
Inlet Diameter	1-¾″		
Outlet Diameter	1-¾″		
Horsepower Rating	.300		

Standard Transmission: 60024, 61024
Automatic Transmission: 62024, 63024

Core Dimensions		Overall Dimensions	
Width	.27″	Width	.34″
Height	.18″	Height	.19″
Thickness	.2″	Tank Thickness	.3″
Inlet Diameter	1-¼″		
Outlet Diameter	1-½″		
Horsepower Rating	.450		

Standard Transmission: 60025, 61025
Automatic Transmission: 62025, 63025

Core Dimensions		Overall Dimensions	
Width	.22″	Width	.27″
Height	.18″	Height	.19″
Thickness	.2″	Tank Thickness	.3″
Inlet Diameter	1-½″		
Outlet Diameter	1-¾″		
Horsepower Rating	.350		

Standard Transmission: 60026, 61026
Automatic Transmission: 62026, 63026

Core Dimensions		Overall Dimensions	
Width	.22″	Width	.27″
Height	.18″	Height	.19″
Thickness	.2″	Tank Thickness	.3″
Inlet Diameter	1-½″		
Outlet Diameter	1-¾″		
Horsepower Rating	.350		

Standard Transmission: 60027, 61027
Automatic Transmission: 62027, 63027



Core Dimensions		Overall Dimensions	
Width	.18″	Width	.24″
Height	.18″	Height	.18″
Thickness	.2″	Tank Thickness	.3″
Inlet Diameter	1-½″		
Outlet Diameter	1-¾″		
Horsepower Rating	.300		

Standard Transmission: 60028, 61028
Automatic Transmission: 62028, 63028

Core Dimensions		Overall Dimensions	
Width	.22″	Width	.29″
Height	.17″	Height	.18″
Thickness	.2″	Tank Thickness	.3″
Inlet Diameter	1-⅜″		
Outlet Diameter	1-⅜″		
Horsepower Rating	.350		

Standard Transmission: 60029, 61029
Automatic Transmission: 62029, 63029

Core Dimensions		Overall Dimensions	
Width	.27″	Width	.32″
Height	.17″	Height	.18″
Thickness	.2″	Tank Thickness	.3″
Inlet Diameter	1-½″		
Outlet Diameter	1-¾″		
Horsepower Rating	.450		

Standard Transmission: 60030, 61030
Automatic Transmission: 62030, 63030

Core Dimensions		Overall Dimensions	
Width	.18″	Width	.24″
Height	.17″	Height	.18″
Thickness	.2″	Tank Thickness	.3″
Inlet Diameter	1-½″		
Outlet Diameter	1-¾″		
Horsepower Rating	.300		

Standard Transmission: 60031, 61031
Automatic Transmission: 62031, 63031

Core Dimensions		Overall Dimensions	
Width	.24″	Width	.27″
Height	.15″	Height	.17″
Thickness	.2″	Tank Thickness	.3″
Inlet Diameter	1-⅜″		
Outlet Diameter	1-⅜″		
Horsepower Rating	.400		

Standard Transmission: 60032, 61032
Automatic Transmission: 62032, 63032

Core Dimensions		Overall Dimensions	
Width	.16″	Width	.17″
Height	.19″	Height	.27″
Thickness	.2″	Tank Thickness	.3″
Inlet Diameter	1-½″		
Outlet Diameter	1-¾″		
Horsepower Rating	.300		

Standard Transmission: 60033, 61033
Automatic Transmission: 62033, 63033

Core Dimensions		Overall Dimensions	
Width	.18″	Width	.25″
Height	.18″	Height	.19″
Thickness	.2″	Tank Thickness	.3″
Inlet Diameter	1-½″		
Outlet Diameter	1-¾″		
Horsepower Rating	.300		

Standard Transmission: 60034, 61034
Automatic Transmission: 62034, 63034

Core Dimensions		Overall Dimensions	
Width	.17″	Width	.18″
Height	.22″	Height	.28″
Thickness	.2″	Tank Thickness	.3″

Inlet Diameter ..... 1-½″
Outlet Diameter ..... 1-¾″
Horsepower Rating 350

Standard Transmission: 60037, 61037
Automatic Transmission: 62037, 63037

Core Dimensions		Overall Dimensions	
Width	.13″	Width	.14″
Height	.22″	Height	.27″
Thickness	.2″	Tank Thickness	.3″

Inlet Diameter ..... 1-½″
Outlet Diameter ..... 1-¾″
Horsepower Rating 350

Standard Transmission: 60038, 61038
Automatic Transmission: 62038, 63038

Core Dimensions		Overall Dimensions	
Width	.22″	Width	.27″
Height	.18″	Height	.19″
Thickness	.2″	Tank Thickness	.3″

Inlet Diameter ..... 1-½″
Outlet Diameter ..... 1-¾″
Horsepower Rating 350

Standard Transmission: 60039, 61039
Automatic Transmission: 62039, 63039

Core Dimensions		Overall Dimensions	
Width	.21″	Width	.22″
Height	.17″	Height	.25″
Thickness	.2″	Tank Thickness	.3″

Inlet Diameter ..... 1-½″
Outlet Diameter ..... 1-¾″
Horsepower Rating 350

Standard Transmission: 60040, 61040
Automatic Transmission: 62040, 63040

Core Dimensions		Overall Dimensions	
Width	.18″	Width	.19″
Height	.19″	Height	.24″
Thickness	.2″	Tank Thickness	.3″

Inlet Diameter ..... 1-½″
Outlet Diameter ..... 1-¾″
Horsepower Rating 300

Standard Transmission: 60042, 61042
Automatic Transmission: 62042, 63042

Core Dimensions		Overall Dimensions	
Width	.17″	Width	.18″
Height	.19″	Height	.24″
Thickness	.2″	Tank Thickness	.3″

Inlet Diameter ..... 1-½″
Outlet Diameter ..... 1-¾″
Horsepower Rating 300

Standard Transmission: 60044, 61044
Automatic Transmission: 62044, 63044

Core Dimensions		Overall Dimensions	
Width	.18″	Width	.19″
Height	.22″	Height	.28″
Thickness	.2″	Tank Thickness	.3″

Inlet Diameter ..... 1-½″
Outlet Diameter ..... 1-¾″
Horsepower Rating 350

Standard Transmission: 60045, 61045
Automatic Transmission: 62045, 63045

Core Dimensions		Overall Dimensions	
Width	.16″	Width	.17″
Height	.22″	Height	.28″
Thickness	.2″	Tank Thickness	.3″

Inlet Diameter ..... 1-½″
Outlet Diameter ..... 1-¾″
Horsepower Rating 350

Standard Transmission: 60046, 61046
Automatic Transmission: 62046, 63046

Core Dimensions		Overall Dimensions	
Width	.22″	Width	.28″
Height	.17″	Height	.18″
Thickness	.2″	Tank Thickness	.3″

Inlet Diameter ..... 1-½″
Outlet Diameter ..... 1-¾″
Horsepower Rating 350

Standard Transmission: 60047, 61047
Automatic Transmission: 62047, 63047

Core Dimensions		Overall Dimensions	
Width	.22″	Width	.26″
Height	.18″	Height	.19″
Thickness	.2″	Tank Thickness	.3″

Inlet Diameter ..... 1-½″
Outlet Diameter ..... 1-¾″
Horsepower Rating 350

Standard Transmission: 60048, 61048
Automatic Transmission: 62048, 63048

Core Dimensions		Overall Dimensions	
Width	.22″	Width	.26″
Height	.18″	Height	.21″
Thickness	.2″	Tank Thickness	.3″

Inlet Diameter ..... 1-½″
Outlet Diameter ..... 1-¾″
Horsepower Rating 350

Standard Transmission: 60049, 61049
Automatic Transmission: 62049, 63049

Core Dimensions		Overall Dimensions	
Width	.22″	Width	.27″
Height	.18″	Height	.19″
Thickness	.2″	Tank Thickness	.3″

Inlet Diameter ..... 1-½″
Outlet Diameter ..... 1-¾″
Horsepower Rating 350

Standard Transmission: 60050, 61050
Automatic Transmission: 62050, 63050

Core Dimensions		Overall Dimensions	
Width	.24″	Width	.30″
Height	.15″	Height	.18″
Thickness	.2″	Tank Thickness	.3″

Inlet Diameter ..... 1-½″
Outlet Diameter ..... 1-¾″
Horsepower Rating 400

Standard Transmission: 60058, 61058
Automatic Transmission: 62058, 63058

Core Dimensions		Overall Dimensions	
Width	.27″	Width	.34″
Height	.18″	Height	.19″
Thickness	.2″	Tank Thickness	.3″

Inlet Diameter ..... 1-½″
Outlet Diameter ..... 1-¾″
Horsepower Rating 450

Standard Transmission: 60062, 61062
Automatic Transmission: 62062, 63062

Core Dimensions		Overall Dimensions	
Width	.27″	Width	.33″
Height	.17″	Height	.18″
Thickness	.2″	Tank Thickness	.3″

Inlet Diameter ..... 1-⅜″
Outlet Diameter ..... 1-⅝″
Horsepower Rating 450

Standard Transmission: 60063, 61063
Automatic Transmission: 62063, 63063



Core Dimensions		Overall Dimensions	
Width	.18″	Width	.24″
Height	.17″	Height	.20″
Thickness	.2″	Tank Thickness	.3″

Inlet Diameter ..... 1-½″
Outlet Diameter ..... 1-¾″
Horsepower Rating 300

Standard Transmission: 60064, 61064
Automatic Transmission: 62064, 63064

Core Dimensions		Overall Dimensions	
Width	.27″	Width	.32″
Height	.16″	Height	.17″
Thickness	.2″	Tank Thickness	.3″

Inlet Diameter ..... 1-½″
Outlet Diameter ..... 1-½″
Horsepower Rating 450

Standard Transmission: 60065, 61065
Automatic Transmission: 62065, 63065

Core Dimensions		Overall Dimensions	
Width	.27″	Width	.36″
Height	.16″	Height	.17″
Thickness	.2″	Tank Thickness	.3″

Inlet Diameter ..... 1-⅜″
Outlet Diameter ..... 1-⅜″
Horsepower Rating 450

Standard Transmission: 60066, 61066
Automatic Transmission: 62066, 63066

Core Dimensions		Overall Dimensions	
Width	.22″	Width	.27″
Height	.17″	Height	.17″
Thickness	.2″	Tank Thickness	.3″
Inlet Diameter	1-½″		
Outlet Diameter	1-¾″		
Horsepower Rating	350		

Standard Transmission: 60069, 61069
Automatic Transmission: 62069, 63069

Core Dimensions		Overall Dimensions	
Width	.32″	Width	.40″
Height	.17″	Height	.18″
Thickness	.2″	Tank Thickness	.3″
Inlet Diameter	1-¼″		
Outlet Diameter	1-½″		
Horsepower Rating	500		

Standard Transmission: 60070, 61070
Automatic Transmission: 62070, 63070



Core Dimensions		Overall Dimensions	
Width	.27″	Width	.32″
Height	.17″	Height	.19″
Thickness	.2″	Tank Thickness	.3″
Inlet Diameter	1-½″		
Outlet Diameter	1-¾″		
Horsepower Rating	450		

Standard Transmission: 60076, 61076
Automatic Transmission: 62076, 63076

Core Dimensions		Overall Dimensions	
Width	.27″	Width	.32″
Height	.16″	Height	.17″
Thickness	.2″	Tank Thickness	.3″
Inlet Diameter	1-½″		
Outlet Diameter	1-½″		
Horsepower Rating	450		

Standard Transmission: 60082, 61082
Automatic Transmission: 62082, 63082

Core Dimensions		Overall Dimensions	
Width	.27″	Width	.32″
Height	.17″	Height	.18″
Thickness	.2″	Tank Thickness	.3″
Inlet Diameter	1-¾″		
Outlet Diameter	1-¾″		
Horsepower Rating	450		

Standard Transmission: 60084, 61084
Automatic Transmission: 62084, 63084

Core Dimensions		Overall Dimensions	
Width	.24″	Width	.29″
Height	.17″	Height	.18″
Thickness	.2″	Tank Thickness	.3″
Inlet Diameter	1-¾″		
Outlet Diameter	2.00″		
Horsepower Rating	400		

Standard Transmission: 60085, 61085
Automatic Transmission: 62085, 63085

Core Dimensions		Overall Dimensions	
Width	.24″	Width	.29″
Height	.17″	Height	.18″
Thickness	.2″	Tank Thickness	.3″
Inlet Diameter	1-¼″		
Outlet Diameter	1-¼″		
Horsepower Rating	400		

Standard Transmission: 60086, 61086
Automatic Transmission: 62086, 63086

Core Dimensions		Overall Dimensions	
Width	.22″	Width	.27″
Height	.18″	Height	.19″
Thickness	.2″	Tank Thickness	.3″
Inlet Diameter	1-½″		
Outlet Diameter	1-¾″		
Horsepower Rating	350		

Standard Transmission: 60087, 61087
Automatic Transmission: 62087, 63087

Core Dimensions		Overall Dimensions	
Width	.27″	Width	.33″
Height	.18″	Height	.19″
Thickness	.2″	Tank Thickness	.3″
Inlet Diameter	1-½″		
Outlet Diameter	1-½″		
Horsepower Rating	450		

Standard Transmission: 60088, 61088

Core Dimensions		Overall Dimensions	
Width	.32″	Width	.36″
Height	.11″	Height	.12″
Thickness	.2″	Tank Thickness	.3″
Inlet Diameter	1-¼″		
Outlet Diameter	1-½″		
Horsepower Rating	350		

Standard Transmission: 60100

Core Dimensions		Overall Dimensions	
Width	.18″	Width	.21″
Height	.17″	Height	.18″
Thickness	.2″	Tank Thickness	.3″
Inlet Diameter	¾ NPT		
Outlet Diameter	¾ NPT		
Horsepower Rating	N/A		

Standard Transmission: 60150, 61150
Automatic Transmission: 62150, 63150

Core Dimensions		Overall Dimensions	
Width	.18″	Width	.23″
Height	.18″	Height	.19″
Thickness	.2″	Tank Thickness	.3″
Inlet Diameter	1-¼″		
Outlet Diameter	1-¼″		
Horsepower Rating	300		

Standard Transmission: 60153, 61153
Automatic Transmission: 62153, 63153

Core Dimensions		Overall Dimensions	
Width	.27″	Width	.32″
Height	.16″	Height	.17″
Thickness	.2″	Tank Thickness	.3″
Inlet Diameter	1-¼″		
Outlet Diameter	1-¼″		
Horsepower Rating	450		

Standard Transmission: 60154, 61154



Core Dimensions		Overall Dimensions	
Width	.27″	Width	.34″
Height	.15″	Height	.15″
Thickness	.2″	Tank Thickness	.3″
Inlet Diameter	1-½″		
Outlet Diameter	1-¾″		
Horsepower Rating	450		

Standard Transmission: 60155, 61155
Automatic Transmission: 62155, 63155

Core Dimensions		Overall Dimensions	
Width	.24″	Width	.29″
Height	.17″	Height	.18″
Thickness	.2″	Tank Thickness	.3″
Inlet Diameter	1-½″		
Outlet Diameter	1-¾″		
Horsepower Rating	400		

Standard Transmission: 60158, 61158
Automatic Transmission: 62158, 63158

Core Dimensions		Overall Dimensions	
Width	.22″	Width	.25″
Height	.16″	Height	.16″
Thickness	.2″	Tank Thickness	.3″
Inlet Diameter	1-½″		
Outlet Diameter	1-½″		
Horsepower Rating	350		

Standard Transmission: 60159, 61159
Automatic Transmission: 62159, 63159



Core Dimensions		Overall Dimensions	
Width	.17″	Width	.17″
Height	.17″	Height	.21″
Thickness	.2″	Tank Thickness	.3″
Inlet Diameter	1-½″		
Outlet Diameter	1-¾″		
Horsepower Rating	300		

Standard Transmission: 60160, 61160
Automatic Transmission: 62160, 63160

Core Dimensions		Overall Dimensions	
Width	.24″	Width	.28″
Height	.14″	Height	.15″
Thickness	.2″	Tank Thickness	.3″
Inlet Diameter	1-¼″		
Outlet Diameter	1-¼″		
Horsepower Rating	400		

Standard Transmission: 60161, 61161
Automatic Transmission: 62161, 63161

Core Dimensions		Overall Dimensions	
Width	.17″	Width	.22″
Height	.16″	Height	.16″
Thickness	.2″	Tank Thickness	.3″

Inlet Diameter .....1-½″
Outlet Diameter .....1-½″
Horsepower Rating 300

Standard Transmission: 60162, 61162
Automatic Transmission: 62162, 63162

Core Dimensions		Overall Dimensions	
Width	.22″	Width	.26″
Height	.18″	Height	.21″
Thickness	.2″	Tank Thickness	.3″

Inlet Diameter .....1-½″
Outlet Diameter .....1-¾″
Horsepower Rating 350

Standard Transmission: 60163, 61163
Automatic Transmission: 62163, 63163

Core Dimensions		Overall Dimensions	
Width	.21″	Width	.22″
Height	.17″	Height	.22″
Thickness	.2″	Tank Thickness	.3″

Inlet Diameter .....1-½″
Outlet Diameter .....1-¾″
Horsepower Rating 350

Standard Transmission: 60164, 61164
Automatic Transmission: 62164, 63164

Core Dimensions		Overall Dimensions	
Width	.22″	Width	.27″
Height	.18″	Height	.19″
Thickness	.2″	Tank Thickness	.3″

Inlet Diameter .....1-½″
Outlet Diameter .....1-¾″
Horsepower Rating 350

Standard Transmission: 60165, 61165
Automatic Transmission: 62165, 63165

Core Dimensions		Overall Dimensions	
Width	.24″	Width	.29″
Height	.17″	Height	.18″
Thickness	.2″	Tank Thickness	.3″

Inlet Diameter .....1-¼″
Outlet Diameter .....1-½″
Horsepower Rating 400

Standard Transmission: 60167, 61167
Automatic Transmission: 62167, 63167

Core Dimensions		Overall Dimensions	
Width	.19″	Width	.20″
Height	.17″	Height	.21″
Thickness	.2″	Tank Thickness	.3″

Inlet Diameter .....1-½″
Outlet Diameter .....1-¾″
Horsepower Rating 300

Standard Transmission: 60168, 61168
Automatic Transmission: 62168, 63168

Core Dimensions		Overall Dimensions	
Width	.24″	Width	.29″
Height	.18″	Height	.19″
Thickness	.2″	Tank Thickness	.3″

Inlet Diameter .....1-½″
Outlet Diameter .....1-¾″
Horsepower Rating 400

Standard Transmission: 60169, 61169
Automatic Transmission: 62169, 63169

Core Dimensions		Overall Dimensions	
Width	.18″	Width	.19″
Height	.22″	Height	.27″
Thickness	.2″	Tank Thickness	.3″

Inlet Diameter .....1-½″
Outlet Diameter .....1-¾″
Horsepower Rating 350

Standard Transmission: 60170, 61170
Automatic Transmission: 62170, 63170



Core Dimensions		Overall Dimensions	
Width	.24″	Width	.29″
Height	.18″	Height	.19″
Thickness	.2″	Tank Thickness	.3″

Inlet Diameter .....1-½″
Outlet Diameter .....1-¾″
Horsepower Rating 400

Standard Transmission: 60171, 61171
Automatic Transmission: 62171, 63171



Core Dimensions		Overall Dimensions	
Width	.24″	Width	.29″
Height	.18″	Height	.19″
Thickness	.2″	Tank Thickness	.3″

Inlet Diameter .....1-½″
Outlet Diameter .....1-¾″
Horsepower Rating 400

Standard Transmission: 60172, 61172
Automatic Transmission: 62172, 63172



Core Dimensions		Overall Dimensions	
Width	.27″	Width	.33″
Height	.18″	Height	.19″
Thickness	.2″	Tank Thickness	.3″

Inlet Diameter .....1-½″
Outlet Diameter .....1-¾″
Horsepower Rating 450

Standard Transmission: 60173, 61173
Automatic Transmission: 62173, 63173

Core Dimensions		Overall Dimensions	
Width	.27″	Width	.33″
Height	.18″	Height	.19″
Thickness	.2″	Tank Thickness	.3″

Inlet Diameter .....1-½″
Outlet Diameter .....1-¾″
Horsepower Rating 450

Standard Transmission: 60174, 61174
Automatic Transmission: 62174, 63174

Core Dimensions		Overall Dimensions	
Width	.24″	Width	.30″
Height	.18″	Height	.19″
Thickness	.2″	Tank Thickness	.3″

Inlet Diameter .....1-½″
Outlet Diameter .....1-¾″
Horsepower Rating 400

Standard Transmission: 60175, 61175
Automatic Transmission: 62175, 63175

Core Dimensions		Overall Dimensions	
Width	.24″	Width	.30″
Height	.18″	Height	.19″
Thickness	.2″	Tank Thickness	.3″

Inlet Diameter .....1-½″
Outlet Diameter .....1-¾″
Horsepower Rating 400

Standard Transmission: 60176, 61176
Automatic Transmission: 62176, 63176

Core Dimensions		Overall Dimensions	
Width	.27″	Width	.33″
Height	.18″	Height	.19″
Thickness	.2″	Tank Thickness	.3″

Inlet Diameter .....1-¼″
Outlet Diameter .....1-¾″
Horsepower Rating 450

Standard Transmission: 60177, 61177
Automatic Transmission: 62177, 63177

Core Dimensions		Overall Dimensions	
Width	.27″	Width	.33″
Height	.18″	Height	.19″
Thickness	.2″	Tank Thickness	.3″

Inlet Diameter .....1-¼″
Outlet Diameter .....1-¾″
Horsepower Rating 450

Standard Transmission: 60178, 61178
Automatic Transmission: 62178, 63178

Core Dimensions		Overall Dimensions	
Width	.24″	Width	.29″
Height	.18″	Height	.19″
Thickness	.2″	Tank Thickness	.3″

Inlet Diameter .....1-½″
Outlet Diameter .....1-¾″
Horsepower Rating 400

Standard Transmission: 60179, 61179
Automatic Transmission: 62179, 63179



Core Dimensions		Overall Dimensions	
Width	.24″	Width	.29″
Height	.18″	Height	.19″
Thickness	.2″	Tank Thickness	.3″

Inlet Diameter .....1-½″
Outlet Diameter .....1-¾″
Horsepower Rating 400

Standard Transmission: 60184, 61184
Automatic Transmission: 621848, 63184

Core Dimensions		Overall Dimensions	
Width	.24″	Width	.29″
Height	.18″	Height	.19″
Thickness	.2″	Tank Thickness	.3″
Inlet Diameter	1-½″		
Outlet Diameter	1-¾″		
Horsepower Rating	400		

Standard Transmission: 60187, 61187
Automatic Transmission: 62187, 63187

Core Dimensions		Overall Dimensions	
Width	.27″	Width	.33″
Height	.17″	Height	.18″
Thickness	.2″	Tank Thickness	.3″
Inlet Diameter	1-½″		
Outlet Diameter	1-¾″		
Horsepower Rating	450		

Standard Transmission: 60188, 61188
Automatic Transmission: 62188, 63188

Core Dimensions		Overall Dimensions	
Width	.24″	Width	.29″
Height	.17″	Height	.17″
Thickness	.2″	Tank Thickness	.3″
Inlet Diameter	1-½″		
Outlet Diameter	1-¾″		
Horsepower Rating	400		

Standard Transmission: 60190, 61190
Automatic Transmission: 62190, 63190

Core Dimensions		Overall Dimensions	
Width	.22″	Width	.26″
Height	.18″	Height	.19″
Thickness	.2″	Tank Thickness	.3″
Inlet Diameter	1-½″		
Outlet Diameter	1-¾″		
Horsepower Rating	350		

Standard Transmission: 60200

Core Dimensions		Overall Dimensions	
Width	.18″	Width	.22″
Height	.12″	Height	.13″
Thickness	.2″	Tank Thickness	.3″
Inlet Diameter	1-½″		
Outlet Diameter	1-¾″		
Horsepower Rating	N/A		

Standard Transmission: 64000, 64001, 64002, 64003, 64004

See Specifications in the Box to the Lower Left

Standard Transmission: 64001, 64001, 64002, 64003, 64004

Special Order, Call Customer Service at 800-691-2667

Part Number:	64000	64001	64002	64003	64004
Core Dimensions					
Width	.17″	.17″	.17″	.17″	.17″
Height	.22″	.21″	.20″	.19″	.18″
Thickness	.2″	.2″	.2″	.2″	.2″
Overall Dimensions					
Width	.18″	.18″	.18″	.18″	.18″
Height	.27″	.26″	.25″	.24″	.23″
Tank Thickness	.3″	.3″	.3″	.3″	.3″
Inlet Diameter	1-½″	1-½″	1-½″	1-½″	1-½″
Outlet Diameter	1-¾″	1-¾″	1-¾″	1-¾″	1-¾″
Horsepower Rating	350	350	350	350	350

Standard Transmission: 65001

Core Dimensions		Overall Dimensions	
Width	.17″	Width	.22″
Height	.17″	Height	.18″
Thickness	1-¼″	Tank Thickness	2-½″
Inlet Diameter	1-½″		
Outlet Diameter	1-¾″		
Horsepower Rating	300		

Standard Transmission: 65002
Automatic Transmission: 68002

Core Dimensions		Overall Dimensions	
Width	.21″	Width	.26″
Height	.17″	Height	.18″
Thickness	1-¼″	Tank Thickness	2-½″
Inlet Diameter	1-½″		
Outlet Diameter	1-¾″		
Horsepower Rating	300		

Standard Transmission: 65003
Automatic Transmission: 68003

Core Dimensions		Overall Dimensions	
Width	.26″	Width	.31″
Height	.17″	Height	.18″
Thickness	1-¼″	Tank Thickness	2-½″
Inlet Diameter	1-½″		
Outlet Diameter	1-¾″		
Horsepower Rating	350		

Standard Transmission: 65004



Core Dimensions		Overall Dimensions	
Width	.21″	Width	.26″
Height	.16″	Height	.16″
Thickness	1-¼″	Tank Thickness	2-½″
Inlet Diameter	1-½″		
Outlet Diameter	1-¾″		
Horsepower Rating	300		

Standard Transmission: 65005

Core Dimensions		Overall Dimensions	
Width	.17″	Width	.22″
Height	.17″	Height	.18″
Thickness	1-¼″	Tank Thickness	2-½″
Inlet Diameter	1-½″		
Outlet Diameter	1-¾″		
Horsepower Rating	300		

Standard Transmission: 65006
Automatic Transmission: 68006

Core Dimensions		Overall Dimensions	
Width	.21″	Width	.26″
Height	.17″	Height	.18″
Thickness	1-¼″	Tank Thickness	2-½″
Inlet Diameter	1-½″		
Outlet Diameter	1-¾″		
Horsepower Rating	300		

Standard Transmission: 65007
Automatic Transmission: 68007

Core Dimensions		Overall Dimensions	
Width	.26″	Width	.31″
Height	.17″	Height	.18″
Thickness	1-¼″	Tank Thickness	2-½″
Inlet Diameter	1-½″		
Outlet Diameter	1-¾″		
Horsepower Rating	350		

Standard Transmission: 65011
Automatic Transmission: 68011

Core Dimensions		Overall Dimensions	
Width	.22″	Width	.27″
Height	.17″	Height	.18″
Thickness	1-¼″	Tank Thickness	2-½″
Inlet Diameter	1-½″		
Outlet Diameter	1-½″		
Horsepower Rating	300		

Standard Transmission: 65012
Automatic Transmission: 68012

Core Dimensions		Overall Dimensions	
Width	.27″	Width	.32″
Height	.16″	Height	.17″
Thickness	1-¼″	Tank Thickness	2-½″
Inlet Diameter	1-½″		
Outlet Diameter	1-½″		
Horsepower Rating	350		

Automatic Transmission: 68013

Core Dimensions		Overall Dimensions	
Width	.18″	Width	.19″
Height	.18″	Height	.22″
Thickness	1-¼″	Tank Thickness	2-½″
Inlet Diameter	1-½″		
Outlet Diameter	1-¾″		
Horsepower Rating	300		

Standard Transmission: 65014
Automatic Transmission: 68014

Core Dimensions		Overall Dimensions	
Width	.18″	Width	.19″
Height	.18″	Height	.23″
Thickness	1-¼″	Tank Thickness	2-½″
Inlet Diameter	1-½″		
Outlet Diameter	1-¾″		
Horsepower Rating	300		

Standard Transmission: 65015
Automatic Transmission: 68015

Core Dimensions		Overall Dimensions	
Width	.27″	Width	.32″
Height	.16″	Height	.17″
Thickness	1-¼″	Tank Thickness	2-½″
Inlet Diameter	1-½″		
Outlet Diameter	1-½″		
Horsepower Rating	350		

Standard Transmission: 65161
Automatic Transmission: 68161

Core Dimensions		Overall Dimensions	
Width	.18″	Width	.22″
Height	.16″	Height	.16″
Thickness	1-¼″	Tank Thickness	2-½″
Inlet Diameter	1-½″		
Outlet Diameter	1-½″		
Horsepower Rating	300		

Automatic Transmission with Engine Oil Cooler: 66013, 67013

Core Dimensions		Overall Dimensions	
Width	.27″	Width	.35″
Height	.18″	Height	.19″
Thickness	.2″	Tank Thickness	.3″
Inlet Diameter	1-⅜″		
Outlet Diameter	1-⅝″		
Horsepower Rating	450		

Automatic Transmission with Engine Oil Cooler: 66024, 67024

Core Dimensions		Overall Dimensions	
Width	.27″	Width	.34″
Height	.18″	Height	.19″
Thickness	.2″	Tank Thickness	.3″
Inlet Diameter	1-¼″		
Outlet Diameter	1-½″		
Horsepower Rating	450		

Automatic Transmission with Engine Oil Cooler: 66062, 67062

Core Dimensions		Overall Dimensions	
Width	.27″	Width	.32″
Height	.17″	Height	.18″
Thickness	.2″	Tank Thickness	.3″
Inlet Diameter	1-⅜″		
Outlet Diameter	1-⅝″		
Horsepower Rating	450		

Automatic Transmission with Engine Oil Cooler: 66065, 67065

Core Dimensions		Overall Dimensions	
Width	.27″	Width	.36″
Height	.16″	Height	.17″
Thickness	.2″	Tank Thickness	.3″
Inlet Diameter	1-⅜″		
Outlet Diameter	1-⅜″		
Horsepower Rating	450		

Automatic Transmission with Engine Oil Cooler: 66069, 67069

Core Dimensions		Overall Dimensions	
Width	.32″	Width	.40″
Height	.17″	Height	.18″
Thickness	.2″	Tank Thickness	.3″
Inlet Diameter	1-¼″		
Outlet Diameter	1-½″		
Horsepower Rating	500		

Standard Transmission: 69001

Core Dimensions		Overall Dimensions	
Width	.18″	Width	.22″
Height	.18″	Height	.19″
Thickness	.1″	Tank Thickness	.2″
Inlet Diameter	1-½″		
Outlet Diameter	1-¾″		
Horsepower Rating	N/A		

Standard Transmission: 69002

Core Dimensions		Overall Dimensions	
Width	.22″	Width	.27″
Height	.18″	Height	.19″
Thickness	.1″	Tank Thickness	.2″
Inlet Diameter	1-½″		
Outlet Diameter	1-¾″		
Horsepower Rating	N/A		

Standard Transmission: 69003

Core Dimensions		Overall Dimensions	
Width	.27″	Width	.32″
Height	.18″	Height	.19″
Thickness	.1″	Tank Thickness	.2″
Inlet Diameter	1-½″		
Outlet Diameter	1-¾″		
Horsepower Rating	N/A		

Standard Transmission: 69005



Core Dimensions		Overall Dimensions	
Width	.18″	Width	.22″
Height	.18″	Height	.19″
Thickness	.1″	Tank Thickness	.2″
Inlet Diameter	1-½″		
Outlet Diameter	1-¾″		
Horsepower Rating	N/A		

Standard Transmission: 69006

Core Dimensions		Overall Dimensions	
Width	.22″	Width	.27″
Height	.18″	Height	.19″
Thickness	.1″	Tank Thickness	.2″
Inlet Diameter	1-½″		
Outlet Diameter	1-¾″		
Horsepower Rating	N/A		

Standard Transmission: 69007

Core Dimensions		Overall Dimensions	
Width	.27″	Width	.32″
Height	.18″	Height	.19″
Thickness	.1″	Tank Thickness	.2″
Inlet Diameter	1-½″		
Outlet Diameter	1-¾″		
Horsepower Rating	N/A		

Standard Transmission: 69008

Core Dimensions		Overall Dimensions	
Width	.18″	Width	.21″
Height	.18″	Height	.22″
Thickness	.1″	Tank Thickness	.2″
Inlet Diameter	(4) #8 A.N.		
Outlet Diameter	1-½″		
Horsepower Rating	N/A		

Standard Transmission: 69009

Core Dimensions		Overall Dimensions	
Width	.18″	Width	.22″
Height	.12″	Height	.13″
Thickness	.1″	Tank Thickness	.2″
Inlet Diameter	1-½″		
Outlet Diameter	1-¾″		
Horsepower Rating	N/A		

Standard Transmission: 69010

Core Dimensions		Overall Dimensions	
Width	.18″	Width	.21″
Height	.17″	Height	.18″
Thickness	.1″	Tank Thickness	.2″
Inlet Diameter	¾ NPT		
Outlet Diameter	¾ NPT		
Horsepower Rating	N/A		

Standard Transmission: 69011

Core Dimensions		Overall Dimensions	
Width	.8″	Width	.8″
Height	.18″	Height	.21″
Thickness	.1″	Tank Thickness	.2″
Inlet Diameter	¾		
Outlet Diameter	¾		
Horsepower Rating	N/A		

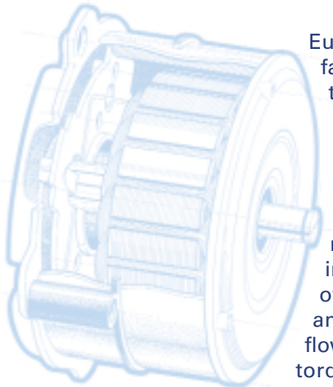

European auto manufacturers were the first to discover that electric operation of the radiator cooling fan offered an opportunity to increase both horsepower and gas mileage. Electric cooling fan operation also offered an increased and controllable airflow. High quality, high torque European-made electric fans were used to achieve these results.

Several American performance aftermarket companies have now begun to offer this concept of cooling fan operation to their US customers. Despite being high quality, American-made fans are sometimes insufficient for the high horsepower or high ambient temperature conditions that muscle car and 4x4 applications perform in.

Be Cool Power Cooling Systems is pleased to offer high torque European-style fan and wiring kits for most vehicles. At Be Cool we understand that the combination of one of our high-tech radiators with sufficient and controlled airflow offers the solution to cooling problems.

Be Cool's high torque electric, European-style cooling fans supply you with the maximum control of your airflow. Engineering studies have proven that the best way to provide airflow to a radiator is through the use of electric fans.

By removing your engine driven fan, most engines will gain 25-40 horsepower. This is quite possibly the most inexpensive horsepower gain available. At idle or during slow cruise speeds, when your airflow needs are the greatest, an engine driven fan is turning at its slowest speed and it is in its most inefficient state. Installing a Be Cool high torque electric fan(s) insures that your vehicle will get the maximum airflow possible under these conditions.

Be Cool's electric fans have 20 amp motors and a 6000-hour or 300,000 driving mile life expectancy. They produce more electrical horsepower than any other electric fans on the market. Be Cool also offers aluminum mounting bracket kits to install electric fans on our radiators as well as most OEM or aftermarket radiators. Made to our exclusive design, these kits are engineered for the safe, reliable and hassle-free installation of electric fans.

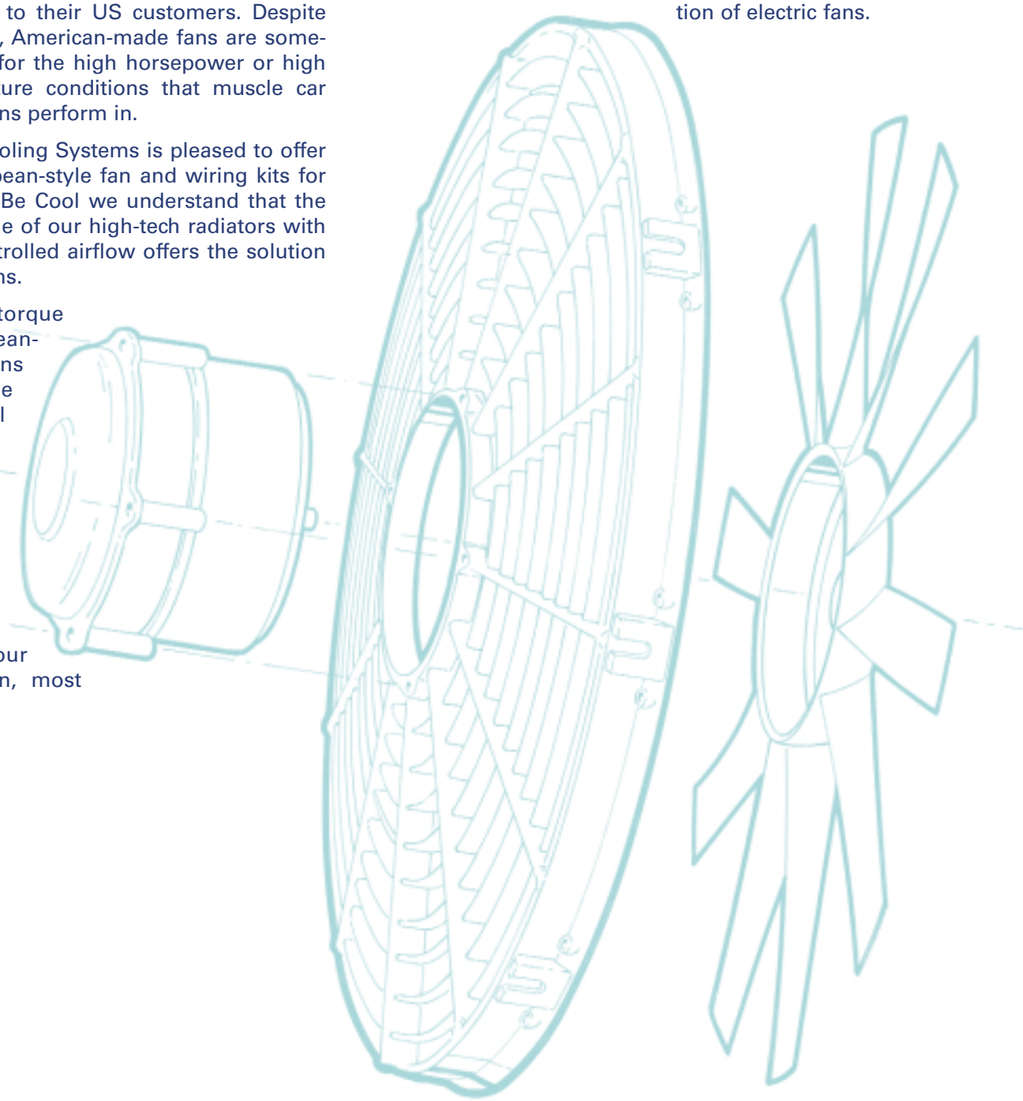

Fans & Fan Accessories

Fans & Fan Accessories

Line Number	Part Number	Description	Fan CFM	Maximum Current Draw	Line Number
807	**FANS**				807
808	75001	16″ Black Electric Puller Fan w/Straight Blades	2360	21.6 amps	808
809	75002	16″ Black Electric Pusher Fan w/Straight Blades	2360	21.6 amps	809
810	75003	13″ Black Electric Puller Fan w/Curved Blades	1710	18.5 amps	810
811	75004	13″ Black Electric Pusher Fan w/Curved Blades	1710	18.5 amps	811
812	75005	11″ Black Electric Puller Fan w/Paddle Blades	1390	12.5 amps	812
813	75006	11″ Black Electric Pusher Fan w/Paddle Blades	1390	12.5 amps	813
814	75007	11″ Black Electric Dual Puller Fan w/Paddle Blades	2780	25.0 amps	814
815	75008	9″ Black Electric Pusher Fan w/Straight Blades	590	6.0 amps	815
816	75009	10″ Black Electric Pusher Fan w/Paddle Blades	1070	10.0 amps	816
817	75010	14″ Black Electric Puller Fan w/Straight Blades	1720	18.5 amps	817
818	75011	12" Euro Black Electric Puller Fan w/Paddle Blades	1630	14.5 amps	818
819	75012	5.6" Euro Black Electric Puller Fan	300	2.5 amps	819
820	75013	11″ Black Electric Puller Fan w/Paddle Blades, Requires 72032 Mounting Support	1390	12.5 amps	820
821	75014	16″ Black Electric Puller Fan w/Straight Blades - Medium Profile	1610	11.0 amps	821
822	75015	9" Euro Black Electric Puller Fan	590	6.0 amps	822
823	75016	10" Euro Black Electric Medium Profile Puller Fan	650	6.4 amps	823
824	75028	12″ Black Electric Puller Fan w/Curved Blades	1360	13.5 amps	824
825	75031	12″ Black Electric Pusher Fan w/Curved Blades	1360	13.5 amps	825
826	75033	16″ Chrome Plated Electric Puller Fan w/Straight Blades	2360	21.6 amps	826
827	75034	16″ Chrome Plated Electric Pusher Fan w/Straight Blades	2360	21.6 amps	827
828	75035	16″ Black Electric Pusher Fan w/Straight Blades - Medium Profile	1610	11.0 amps	828
829	75037	11″ Chrome Plated Electric Dual Puller Fan w/Paddle Blades	2780	25.0 amps	829
830	75038	13″ Chrome Plated Electric Puller Fan w/Curved Blades	1710	18.5 amps	830
831	75039	13″ Black Electric Puller Fan w/Straight Blades - Medium Profile	1250	9.7 amps	831
832	75042	16″ Black Electric Puller Fan w/Curved Blades (Reduced Noise)	2070	17.4 amps	832
833	75043	13″ Black Electric Pusher Fan w/Straight Blades - Medium Profile	1250	9.7 amps	833
834	75044	11" Euro Black Dual Pusher Fan w/Paddle Blades	2780	25.0 amps	834
835	75048	16″ Billet Aluminum Puller Fan	2360	21.6 amps	835
836	75049	13" Chrome Plated High Performance Pusher Fan w/Curved Blades	1710	18.5 amps	836
837	75050	16″ Billet Aluminum Pusher Fan	2360	21.6 amps	837
838	75054	13" Euro Black Electric Dual Puller Fan w/Curved Blades Fully Shrouded	N/A	N/A	838
839	75058	16″ Black Electric Puller Fan w/Straight Blades - Thin Line	1300	8.5 amps	839
840	75059	16″ Black Electric Pusher Fan w/Straight Blades - Thin Line	1300	8.5 amps	840
841	75064	13″ Billet Aluminum Puller Fan	1710	18.5 amps	841
842	75065	13″ Billet Aluminum Pusher Fan	1710	18.5 amps	842
843	75066	12″ Euro Black Dual Electric Puller Fan w/Curved Blades	1360	13.5 amps	843
844	75068	16″ Euro Black Super Duty Electric Puller Fan w/Reinforced Curved Blades	3140	27.0 amps	844
845	75069	16″ Chrome Plated Euro Black Super Duty Electric Puller Fan w/Reinforced Curved Blades	3140	27.0 amps	845
846	**FAN ACCESSORIES**				846
847	70011	Fan Shroud - Dragster			847
848	72031	Set of 4 Natural Finish Aluminum Mounting Brackets for 13″ & 16″ Electric Fan Installation			848
849	72032	Aluminum Mounting Support for Scirocco-Style Radiator for 75013 Fan			849
850	72034	RH 13" & 16" Electric Fan Mounting Bracket For Dual Core Crossflow Only			850
851	72035	LH 13" & 16" Electric Fan Mounting Bracket For Dual Core Crossflow Only			851
852	72036	Rubber Bumper for Electric Fan (Four Required)			852
853	72037	Set of 2 Natural Finish Aluminum Upper & Lower Support Brackets for Dual 11″ Electric Fan Installation			853
854	72041	RH Side Small Electric Fan Bracket			854
855	72042	LH Side Small Electric Fan Bracket			855
856	72043	RH Small Aluminum Electric Fan Bracket			856
857	72044	Set of 4 Natural Finish Aluminum Brackets for Dual 11″ Fan Installation for 60015/62015			857
858	72045	Complete Set of 6 Natural Finish Aluminum Brackets for Dual 11″ Fan Installation on 60001, 62001, 60021 & 62021			858
859	72047	RH Universal Fan Bracket			859
860	72048	LH Universal Fan Bracket			860
861	72049	Small Electric Fan Bracket			861
862	72053	Bolt Kit for Dual 11″ Fan			862
863	72054	Set of 4 Mounting Brackets for 13″ & 16″ Electric Fans on Universal Radiators			863

Fan Module Assemblies

Line Number	Part Number	Description	Line Number
864	72055	Set of 4 Mounting Brackets for 13″ & 16″ Electric Fans on Universal Radiators (Short Core)	864
865	72069	Rubber Bumper for 13″ & 16″ Fan	865
866	72070	Bolt Kit for Billet Fan	866
867	72074	Set of Crescent Shape Natural Mounting Brackets for Billet Fan	867
868	73020	Chrome Plated Electric Fan Mounting Bracket	868
869	73031	Polished Set of 4 Aluminum Mounting Brackets for 13″ & 16″ Electric Fan Installation	869
870	73034	Polished RH 13" & 16" Electric Fan Mounting Bracket For Dual Core Crossflow Only	870
871	73035	Polished LH 13" & 16" Electric Fan Mounting Bracket For Dual Core Crossflow Only	871
872	73037	Polished Set of 2 Aluminum Upper & Lower Support Brackets for Dual 11″ Electric Fan Installation	872
873	73041	Polished RH Side Small Electric Fan Bracket	873
874	73042	Polished LH Side Small Electric Fan Bracket	874
875	73043	Polished RH Small Aluminum Electric Fan Bracket	875
876	73044	Polished Set of 4 Aluminum Brackets for Dual 11″ Fan Installation for 60015/62015	876
877	73045	Polished Complete Set of 6 Aluminum Brackets for Dual 11″ Fan Installation on 60001, 62001, 60021 & 62021	877
878	73047	Polished RH Universal Fan Bracket	878
879	73048	Polished LH Universal Fan Bracket	879
880	73049	Polished Small Electric Fan Bracket	880
881	73054	Polished Set of 4 13″ & 16″ Fan Mounting Brackets for Universal Radiators	881
882	73055	Polished Set of 4 13″ & 16″ Fan Mounting Brackets for Universal Radiators (Short Core)	882
883	73070	Polished Set of Half-Moon Shape Mounting Brackets for Billet Fan	883
884	73074	Polished Set of Crescent Shape Mounting Brackets for Billet Fan	884
885	73075	Polished Set of Fan Brackets for 13″ Fan	885
886	75017	Fan Relay Harness Excluding Thermo Switch to be used w/Dual Fans	886
887	75018	Replacement Straight Blade Unit for 16" Puller Fan use with 75001, 75033, 75036, 75050	887
888	75019	Wire Connector - 2 Wire Actuator	888
889	75020	Electric Fan Mounting Bracket	889
890	75021	Electric Fan Wiring Harness Kit (Turns on at 195° and off at 175°)	890
891	75022	40 Amp Replacement Relay for Be Cool Wiring Harness	891
892	75023	Electronic Adjustable Fan Control Kit w/Sender for Mechanical Gauge	892
893	75024	Electronic Adjustable Fan Control Kit w/Sender for Electric Gauge	893
894	75025	Electronic Dual Fan Relay Kit w/o Sender, use with 75023, 75024, 75026	894
895	75026	Electronic Adjustable Fan Control Kit w/Sender for Dakota Gauges	895
896	75027	Fan Cushion Bracket	896
897	75029	185-Degree Sender	897
898	75030	195-Degree Sender	898
899	75032	Electric Fan Wiring Harness Kit (Turns on at 185° and off at 165°)	899
900	75045	Replacement Curved Blade Unit for 16" Fan use with 75042	900
901	75046	Replacement Straight Blade Unit for 16" Pusher Fan use with 75002, 75034, 75035, 75048	901
902	75051	16" Billet Electric Fan Motor Aluminum Cover w/Be Cool Logo	902
903	75070	Installation Wiring Adapter Kit for 75068 and 75069 Fans	903
904	75071	Weather Tight Connector for 75066, 75068, and 75069 Fans	904
905	75117	Wiring Harness Kit for Dual Fans	905
906	75125	Computerized Wiring Harness for Single or Dual Electric Fans	906
907	**FAN MODULE ASSEMBLIES**		907
908	95001	16" Euro Black Electric Puller Fan Module Assembly	908
909	95002	16" Euro Black Electric Pusher Fan Module Assembly	909
910	95003	13" Euro Black Electric Puller Fan Module Assembly	910
911	95004	13" Euro Black Electric Pusher Fan Module Assembly	911
912	95007	11" Euro Black Dual Electric Puller Fan Module Assembly	912
913	95021	11" Euro Black Dual Electric Puller Fan Module Assembly for 60021/62021 Radiator	913
914	98001	16" Chrome Plated Electric Puller Fan Module Assembly	914
915	98002	16" Chrome Plated Electric Pusher Fan Module Assembly	915
916	98003	13" Chrome Plated Electric Puller Fan Module Assembly	916
917	98004	13" Chrome Plated Electric Pusher Fan Module Assembly	917
918	98007	11" Chrome Plated Dual Electric Puller Fan Module Assembly	918
919	98021	11" Chrome Plated Dual Electric Puller Fan Module Assembly for 60021/62021 Radiator	919

Fans & Fan Accessories

72031

Natural Finish Aluminum Mounting Brackets for 13" & 16" Electric Fan Installation

72032

Aluminum Mounting Support for Scirocco-Style Radiator for 75013 Fan

72036

Rubber Bumpers for Electric Fan Installation

72037

Natural Finish Aluminum Upper & Lower Support Brackets for Dual 11" Electric Fan Installation

72044

Natural Finish Aluminum Brackets for Dual 11" Fan Installation for 60015/62015

72045



Natural Finish Aluminum Brackets for Dual 11" Fan Installation on 60001, 62001, 60021 & 62021

72053

Bolt Kit for Dual 11" Fan

72054

Mounting Brackets for 13" & 16" Electric Fans on Universal Radiators

72055

Mounting Brackets for 13" & 16" Electric Fans on Universal Radiators (Short Core)

75001, 75002

16″ Black Electric Fan w/Straight Blades

75003, 75004

13″ Black Electric Fan w/Curved Blades

75007

11″ Black Electric Dual Puller Fan w/Paddle Blades

75013

11″ Black Electric Puller Fan w/Paddle Blades, Requires 72032 Mounting Support

75014

16″ Black Electric Puller Fan w/Straight Blades - Medium Profile

75017

Fan Relay Harness Excluding Thermo Switch to be used w/Dual Fans

75018

Replacement Straight Blade Unit for 16" Puller Fan use with 75001, 75033, 75036, 75050

75020

Electric Fan Mounting Bracket

75021, 75032

Electric Fan Wiring Harness Kit

75023

Electronic Adjustable Fan Control Kit w/Sender for Mechanical Gauge

75024, 75026

Electronic Adjustable Fan Control Kit w/Sender for Electric Gauge

75025

Electronic Dual Fan Relay Kit w/o Sender, use with 75023, 75024, 75026

75029, 75030

185-Degree/ 195-Degree Sender

75033, 75034

16″ Chrome Plated Electric Fan w/Straight Blades

75037

11″ Chrome Plated Electric Dual Puller Fan w/Paddle Blades

75042

16″ Black Electric Puller Fan w/Curved Blades (Reduced Noise)

75045

Replacement Curved Blade Unit for 16" Fan use with 75042

75046

Replacement Straight Blade Unit for 16" Pusher Fan use with 75002, 75034, 75035, 75048

75048, 75050

16″ Billet Aluminum Fan

75051

16" Billet Electric Fan Motor Aluminum Cover w/Be Cool Logo

75058

16″ Black Electric Puller Fan w/Straight Blades - Thin Line

75068

16″ Black Super Duty Electric Puller Fan with Reinforced Curved Blades (Reduced Noise)

95001, 95002

16″ Black Electric Fan Module Assembly

95007

11″ Black Electric Dual Puller Fan Module Assembly

Accessories

You can complete your cooling system upgrade with one of Be Cool's high-quality coolant recovery tanks. As always, they follow Be Cool's philosophy of hassle-free installation. They insure that your cooling system will remain free of trapped air. Thus a puddle on the ground is avoided should your vehicle want to heat soak after shutdown.

Always top off your cooling system upgrade with a genuine Be Cool billet radiator cap. In addition to being great looking, these caps are designed to allow the use of coolant recovery systems where needed. As your system cools, you can be sure that the coolant in the recovery system is returned to the radiator. Always use genuine Be Cool fittings and connectors for leak-free results.

Why wait any longer to truly protect your vehicle? Take advantage of the latest technology and install a Be Cool Power Cooling System in your vehicle today. Not having to worry about cooling problems will increase your driving pleasure.

Line Number	Part Number	Description	Line Number
920	70001	Round-Style Billet Radiator Cap w/Be Cool Logo	920
921	70002	Octagon-Style Billet Radiator Cap w/Be Cool Logo	921
922	70003	Diamond-Cut, Vented Recovery Tank, 7″ x 3″ w/Inlet Fitting & Mounting Bracket	922
923	70050	Fabricated Aluminum Vertical Coolant Recovery Tank, 8″ x 5″ x 3-½″ w/Driver's Side Inlet & Cap	923
924	70051	Fabricated Aluminum Vertical Coolant Recovery Tank, 8″ x 5″ x 3-½″ w/Passenger Side Inlet & Cap	924
925	70052	Fabricated Aluminum Horizontal Coolant Recovery Tank, 5″ x 8″ x 3-½″ w/Driver's Side Inlet & Cap	925
926	70053	Fabricated Aluminum Horizontal Coolant Recovery Tank, 5″ x 8″ x 3-½″ w/Passenger Side Inlet & Cap	926
927	70054	Fabricated Aluminum Coolant Recovery Tank for 1955-1957 **Chevrolet** Crossflow Conversion for 80021/82021	927
928	70055	Fabricated Aluminum Coolant Recovery Tank for 1967-70 **Mustang** Module 80187/82187	928
929	70056	Fabricated Aluminum Coolant Recovery Tank for 53-56 **Ford** Pick-Up Module 80169/82169	929
930	70057	Fabricated Aluminum Coolant Reservoir Tank for 1955-1957 **Chevrolet** Crossflow Conversion for 80021/82021	930
931	70058	Diamond-Cut, Vented Recovery Tank, 7″ x 3″ w/Billet Filler Neck & Mounting Bracket	931
932	71001	Polished Round-Style Billet Radiator Cap w/Be Cool Logo	932
933	71002	Polished Octagon-Style Billet Radiator Cap w/Be Cool Logo	933
934	71003	Polished Diamond-Cut, Vented Recovery Tank 7″ x 3″ w/Inlet Fitting & Mounting Bracket	934
935	71050	Polished Fabricated Aluminum Vertical Coolant Recovery Tank, 8″ x 5″ x 3-½″ w/Driver's Side Inlet & Cap	935
936	71051	Polished Fabricated Aluminum Vertical Coolant Recovery Tank, 8″ x 5″ x 3-½″ w/Passenger Side Inlet & Cap	936
937	71052	Polished Fabricated Aluminum Horizontal Coolant Recovery Tank, 5″ x 8″ x 3-½″ w/Driver's Side Inlet & Cap	937
938	71053	Polished Fabricated Aluminum Horizontal Coolant Recovery Tank, 5″ x 8″ x 3-½″ w/Passenger Side Inlet & Cap	938
939	71054	Polished Fabricated Aluminum Coolant Recovery Tank for 1955-1957 **Chevrolet** Crossflow Conversion 81021/83021	939
940	71055	Polished Fabricated Alum. Coolant Recovery Tank for 1967-70 **Mustang** Module 81187/83187	940
941	71056	Polished Fabricated Aluminum Coolant Recovery Tank for 53-56 **Ford** Pick-Up Module 81169/83169	941
942	71057	Polished Fabricated Aluminum Coolant Reservoir Tank for 1955-1957 **Chevrolet** Crossflow Conversion for 80021/82021	942
943	71058	Polished Diamond-Cut, Vented Recovery Tank, 7″ x 3″ w/Billet Filler Neck & Mounting Bracket	943
944	72000	90-degree 1/4″ x 3/8″ Replacement Brass Fitting for 60003/60006	944
945	72001	1/4″ NPT x 5/16″ Brass Automatic Transmission Cooler Fitting	945
946	72002	Brass Transmission Cooler Adapter, 1/4″ NPT x 18mm x 1-½″ for 62085	946
947	72003	Aluminum Universal Shroud Bracket	947
948	72004	1/4″ NPT x 5/16″ x 90° Brass Automatic Transmission Cooler Fitting	948
949	72005	Low Coolant Receptacle Fitting, 1/2″ to be used with 60028/62028	949
950	72006	Upper Fan Spacer Bracket for 60046/62046 Radiator Installation	950
951	72007	Lower Fan Spacer Bracket for 60046/62046 Radiator Installation	951
952	72008	Engine Oil Cooler Brass Fitting for 66062	952
953	72009	5/16″ x 1/4″ Elbow Brass Fitting	953
954	72010	Heater Core Return Steel Fitting, 3/8″ NPT x 5/8″ Hose Nipple for 60024/62024	954
955	72011	Heater Core Return Steel Fitting, 1/2″ NPT x 5/8″ Hose Nipple for 60013/62013, 60015/62015, 60058/62058, 60069/62069/66069	955
956	72012	Aluminum Universal Radiator Mounting Kit (Single Core)	956
957	72013	Aluminum Universal Petcock Tube (1-½″ Straight)	957
958	72014	Aluminum Universal Petcock Tube (1-¾″ Straight)	958
959	72015	Aluminum Universal Petcock Tube (1-½″ 60-degree)	959
960	72016	Aluminum Universal Petcock Tube (1-¾″ 60-degree)	960
961	72017	Aluminum Universal Radiator Mounting Kit (Dual Core)	961
962	72019	.080 1-¼″ x 6″ Long Straight Universal Aluminum Inlet / Outlet (No Petcock)	962
963	72020	.080 1-½″ x 6″ Long Straight Universal Aluminum Inlet / Outlet (No Petcock)	963
964	72021	.080 1-¾″ x 6″ Long Straight Universal Aluminum Inlet / Outlet (No Petcock)	964
965	72022	1/4″ Aluminum Threaded Bung	965
966	72023	3/8″ Aluminum Threaded Bung	966
967	72024	1/2″ Aluminum Threaded Bung	967
968	72025	1/4″ NPT Brass Replacement Petcock	968
969	72026	Brass Overflow Fitting for Cast Filler Neck, 1/8″ NPT	969
970	72027	1/8″ Aluminum Pipe Bung	970
971	72028	RS Condenser Bracket	971

Accessories

Line Number	Part Number	Description	Line Number
972	72029	LS Condenser Bracket	972
973	72030	Set of Radiator Mounting Brackets for **Mopar** Applications w/ 22" Core Support Opening	973
974	72033	Aluminum #12 AN Fitting	974
975	72039	Aluminum #16 AN Fitting	975
976	72046	Aluminum #20 AN Fitting	976
977	72050	Flat Washer 6 MM Stainless Steel	977
978	72051	Nut 6 MM Stainless Steel lock nut Min 100(Prime) Min. 500 (VIP)	978
979	72056	Oil Cooler Adapter for #66024 & #66069 Radiator	979
980	72057	Top Mounting Bracket for 60187/62187 Radiator	980
981	72058	Top Plate For 60170 & 62170 / 60171 & 62171 / 60176 & 62176 / 60177 & 62177	981
982	72059	Bottom Plate For 60170 & 62170 / 60171 & 62171	982
983	72060	Billet Filler Neck With Overflow Fitting	983
984	72061	3/8" NPT x 1/2" Hose Fitting to be used with 60028/62028 Radiator	984
985	72062	Radiator Foot Mounting Kit (requires 2)	985
986	72063	Radiator Pin Mount Rubber Grommet (requires 2)	986
987	72065	.080 1-½" x 6" Long Straight Universal Aluminum Inlet/Outlet w/3/8" Bung	987
988	72066	Universal Billet Aluminum Radiator Mounting Bracket (requires 2)	988
989	72068	Top Plate For 60172 & 62172 / 60173 & 62173	989
990	72071	Short Carriage Bolt 6mm x 16mm	990
991	72072	Pan Head Allen Bolt 1/4" x 1/2"	991
992	72073	Mounting Legs - Set of Mounting Legs for Scirocco Radiator	992
993	72075	Cap Screw 8 - 32 N.L.A. Hex Head, Stainless Steel	993
994	72076	Lock Washers - N.L.A.	994
995	72077	Carriage Bolt 6mm x .1 x 25mm S/S	995
996	72078	#10-32 x 2 Machine Screw S/S Phillips Machine Screw	996
997	72079	#10 Split Lock Washer S/S	997
998	72080	Accessory Bushing Spacer 1/2" OD x 5/16" ID x 3/8" (4 Required)	998
999	72081	1/4" x 20 x 3/4 Bolt	999
1000	72082	1/4 Flat Washers	1000
1001	72083	10 X 32 X 1/2 pan head s/s bolt	1001
1002	72084	Accessory Bolt Kit 12" billet fan	1002
1003	73028	Polished RS Condenser Bracket	1003
1004	73029	Polished LS Condenser Bracket	1004
1005	73030	Polished Set of Radiator Mounting Brackets for **Mopar** Applications w/ 22" Core Support Opening	1005
1006	73066	Polished Universal Billet Aluminum Radiator Mounting Bracket (requires 2)	1006
1007	76001	14" x 20" Aluminum Hot Rod Air Conditioner Condenser (#6 & #8 Male Ends)	1007
1008	76002	14" x 26" 1955-1957 **Chevrolet** Aluminum Air Conditioner Condenser, for use with 60021	1008
1009	76100	Set of Left & Right Hand Natural Finish Condenser Brackets	1009
1010	76101	Set of 2 Hard Lines, for use with 76002	1010
1011	76200	Set of Aluminum Upper & Lower Natural Finish Cover Plates, for use with 76002	1011
1012	77100	Polished Set of Left & Right Hand Condenser Brackets	1012
1013	77200	Polished Set of Aluminum Upper & Lower Cover Plates, use with 76002	1013
1014	78000	160° High-Flow Thermostat, Fits Most GM & Ford	1014
1015	78001	180° High-Flow Thermostat, Fits Most GM & Ford	1015
1016	78002	195° High-Flow Thermostat, Fits Most GM & Ford	1016
1017	78003	160° High-Flow Thermostat, Fits Most Mopar, Small Diameter	1017
1018	78004	180° High-Flow Thermostat, Fits Most Mopar, Small Diameter	1018
1019	78005	195° High-Flow Thermostat, Fits Most Mopar, Small Diameter	1019
1020	78006	160° High-Flow Thermostat, Fits AMC and Most Mopar, Large Diameter	1020
1021	78007	180° High-Flow Thermostat, Fits AMC and Most Mopar, Large Diameter	1021
1022	78008	195° High-Flow Thermostat, Fits AMC and Most Mopar, Large Diameter	1022
1023	96002	Chevrolet Natural Finish Air Conditioning Module Assembly	1023

Accessory Photos

Natural Finish: 70001
Polished Finish: 71001

Round-Style Billet Radiator Cap w/Be Cool Logo

Natural Finish: 70002
Polished Finish: 71002

Octagon-Style Billet Radiator Cap w/Be Cool Logo

Natural Finish: 70003
Polished Finish: 71003

Diamond-Cut, Vented Recovery Tank, 7" x 3" w/Inlet Fitting & Mounting Bracket

Natural Finish: 70050
Polished Finish: 71050

Fabricated Aluminum Vertical Coolant Recovery Tank, 8" x 5" x 3-½" w/Driver's Side Inlet & Cap

Natural Finish: 70051
Polished Finish: 71051

Fabricated Aluminum Vertical Coolant Recovery Tank, 8" x 5" x 3-½" w/Passenger Side Inlet & Cap

Natural Finish: 70052
Polished Finish: 71052

Fabricated Aluminum Horizontal Coolant Recovery Tank, 5" x 8" x 3-½" w/Driver's Side Inlet & Cap

Natural Finish: 70053
Polished Finish: 71053

Fabricated Aluminum Horizontal Coolant Recovery Tank, 5" x 8" x 3-½" w/Passenger Side Inlet & Cap

Natural Finish: 70054
Polished Finish: 71054

Fabricated Aluminum Coolant Recovery Tank for 1955-1957 **Chevrolet** Crossflow Conversion

Natural Finish: 70055
Polished Finish: 71055

Fabricated Aluminum Coolant Recovery Tank for 1967-70 **Mustang** Module

Natural Finish: 70057
Polished Finish: 71057

Fabricated Aluminum Reservior Tank for 1955-1957 **Chevrolet** Crossflow Conversion

Natural Finish: 70058
Polished Finish: 71058

Diamond-Cut, Vented Recovery Tank, 7″ x 3″ w/Billet Filler Neck & Mounting Bracket

72000

90-degree 1/4″ x 3/8″ Replacement Brass Fitting for 60003/60006

72001

1/4″ NPT x 5/16″ Brass Automatic Transmission Cooler Fitting

72002

Brass Transmission Cooler Adapter, 1/4″ NPT x 18mm x 1-½″ for 62085

72005

Low Coolant Receptacle Fitting, 1/2″ to be used with 60028/62028

72006
72007

Upper and Lower Fan Spacer Bracket for 60046/62046 Radiator Installation

72008

Engine Oil Cooler Brass Fitting for 66062

72010

Heater Core Return Steel Fitting, 3/8″ NPT x 5/8″ Hose Nipple for 60024/62024

72011

Heater Core Return Steel Fitting, 1/2″ NPT x 5/8″ Hose Nipple for 60013/62013, 60015/62015, 60058/62058, 60069/62069/66069

72012

Aluminum Universal Radiator Mounting Kit (Single Core)

72013

Aluminum Universal Petcock Tube (1-½″ Straight)

72014

Aluminum Universal Petcock Tube (1-¾″ Straight)

72015

Aluminum Universal Petcock Tube (1-½″ 60-degree)

72016

Aluminum Universal Petcock Tube (1-¾″ 60-degree)

72017

Aluminum Universal Radiator Mounting Kit (Dual Core)

72019

.080 1-¼″ x 6″ Long Straight Universal Aluminum Inlet / Outlet (No Petcock)

72020

.080 1-½″ x 6″ Long Straight Universal Aluminum Inlet / Outlet (No Petcock)

72021

.080 1-¾″ x 6″ Long Straight Universal Aluminum Inlet / Outlet (No Petcock)

72022

1/4″ Aluminum Threaded Bung

72023

3/8″ Aluminum Threaded Bung

72024

1/2″ Aluminum Threaded Bung

72025

1/4″ NPT Brass Replacement Petcock

72027

1/8″ Aluminum Pipe Bung

72030

Set of Radiator Mounting Brackets for **Mopar** Applications w/ 22" Core Support Opening

72060

Billet Filler Neck With Overflow Fitting

72061

3/8" NPT x 1/2" Hose Fitting to be used with 60028/62028 Radiator

72062

Radiator Foot Mounting Kit

72063

Radiator Pin Mount Rubber Grommet

72065

.080 1-½" x 6" Long Straight Universal Aluminum Inlet/Outlet w/3/8" Bung

72066

Universal Billet Aluminum Radiator Mounting Bracket

76001 - 14" x 18-¼" Aluminum Hot Rod Air Conditioner Condenser (#6 & #8 Male Ends)

Overall Dimensions

Width . . . . . .18.25"
Height . . . . . .14"
Header Thickness . . . . . .0.85"

76002 - 14" x 24" 1955-1957 **Chevrolet** Aluminum Air Conditioner Condenser, for use with 60021

Overall Dimensions

Width . . . . . .24"
Height . . . . . .14"
Header Thickness . . . . . .0.85"

76100

Set of Left & Right Hand Natural Finish Condenser Brackets

76101

Set of 2 Hard Lines, for use with 76002

76200

Set of Aluminum Upper & Lower Natural Finish Cover Plates, for use with 76002

78000, 78001, 78002

High-Flow Thermostat, Fits Most GM & Ford

78003, 78004, 78005

High-Flow Thermostat, Fits Most Mopar, Small Diameter

78006, 78007, 78008

High-Flow Thermostat, Fits AMC and Most Mopar, Large Diameter

Be Cool, America's leader in fabricated aluminum parts, is pleased to introduce Cool Gear, its new line of aluminum garage and trailer components. Every Cool Gear item is available in our traditional natural aluminum finish as well as an exclusive chrome-like, high polished show finish. A logical and sequential numbering system makes locating just the right part quick and easy.

All Cool Gear items are hand-fabricated to the highest quality level possible by our welding craftsmen. The finished part is then individually packaged in a UPC coded box.

Cool Gear components are precision-sized for their intended usage and feature easy assembly, if assembly is needed. Whether you're reorganizing your trailer or just a cluttered garage, Cool Gear's got the answer. Now you can free yourself from milk crates forever.

Join the Cool Revolution today.

Line Number	Part Number	Description	Line Number
1024	21100	Trailer Door Cabinet Organizer	1024
1025	21110	Trailer Door Cabinet & Kit	1025
1026	21200	Foldout Shelf and Towel Holder	1026
1027	21300	Oil Storage Cabinet (29 Qts & Aerosol)	1027
1028	22100	All Purpose 4-Container Shelf	1028
1029	22110	All Purpose 6-Container Shelf	1029
1030	22150	Universal Shelf Bracket	1030
1031	22200	12 Quart Oil Storage Shelf	1031
1032	22300	2 Bay Bottle Holder	1032
1033	22410	33" Storage Shelf	1033
1034	22500	2 Bay Gasoline Jug Rack	1034
1035	22510	3 Bay Gasoline Jug Rack	1035
1036	22520	4 Bay Gasoline Jug Rack	1036
1037	22530	1 Bay Gasoline Jug Rack	1037
1038	23100	Electric Cord Hanger	1038
1039	23200	Air Hose Hanger	1039
1040	24100	Tool Holder	1040
1041	24200	Holley Tune Up Kit Standard	1041
1042	24210	Dominator Tune Up Kit	1042
1043	24300	Mini Spark Plug Caddy	1043
1044	24400	Carburetor Float Bowl Catch Can	1044
1045	27100	Floor Jack Mounts	1045
1046	29100	Cool Gear Garage Module (Includes Part Numbers: 21100, 22100, 22200, 22500, 23100, 23200 and 24300)	1046
1047	29200	Cool Gear Trailer Module (Includes Part Numbers: 21110, 22110, 22200, 22500, 23100, 23200, 24300 and 27100)	1047
1048	29300	Cool Gear Shop Module (Includes Part Numbers: 21100, 21300, 22110, 22520, (2) 23200, 24300 and 24400)	1048
1049	32100	Polished All Purpose 4-Container Shelf	1049
1050	32110	Polished All Purpose 6-Container Shelf	1050
1051	32150	Polished Universal Shelf Bracket	1051
1052	32200	Polished 12 Quart Oil Storage Shelf	1052
1053	32300	Polished 2 Bay Bottle Holder	1053
1054	32410	Polished 33" Storage Shelf	1054
1055	32500	Polished 2 Bay Gasoline Jug Rack	1055
1056	32510	Polished 3 Bay Gasoline Jug Rack	1056
1057	32520	Polished 4 Bay Gasoline Jug Rack	1057
1058	32530	Polished 1 Bay Gasoline Jug Rack	1058
1059	33100	Polished Electric Cord Hanger	1059
1060	33200	Polished Air Hose Hanger	1060
1061	34100	Polished Tool Holder	1061
1062	34200	Polished Holley Tune Up Kit Standard	1062
1063	34210	Polished Dominator Tune Up Kit	1063
1064	34300	Polished Mini Spark Plug Caddy	1064
1065	34400	Polished Carburetor Float Bowl Catch Can	1065
1066	37100	Polished Floor Jack Mounts	1066
1067	39100	Polished Cool Gear Garage Module (Includes Part Numbers: 21100, 32100, 32200, 32500, 33100, 33200 and 34300)	1067
1068	39200	Polished Cool Gear Trailer Module (Includes Part Numbers: 21110, 32110, 32200, 32500, 33100, 33200, 34300 and	1068
1069		37100)	1069
1070	39300	Polished Cool Gear Shop Module (Includes Part Numbers: 21100, 21300, 32110, 32520, (2) 33200, 34300 and 34400)	1070

Note: Most components are available in Natural and Polished finish

21100 - Natural Finish Trailer Door Cabinet

21300 - Natural Finish Oil Storage Cabinet (29 Qts & Aerosol Cans)

32100 - Polished Finish All Purpose 4-Container Shelf

32110 - Polished Finish All Purpose 6-Container Shelf

32150 - Polished Finish Universal Shelf Bracket

32200 - Polished Finish 12 Quart Oil Storage Shelf

32500 - Polished Finish 2 Bay Gasoline Jug Rack

22510 - Natural Finish 3 Bay Gasoline Jug Rack

22520 - Natural Finish 4 Bay Gasoline Jug Rack

22530 - Natural Finish 1 Bay Gasoline Jug Rack

23100 - Natural Finish Electric Cord Hanger

23200 - Natural Finish Air Hose Hanger

34300 - Polished Finish Spark Plug Caddy

34400 - Polished Finish Float Bowl Catch Can

37100 - Polished Finish Floor Jack Mounts

Be Cool

HIGH PERFORMANCE PRODUCTS

310 Woodside Avenue

Essexville, Michigan 48732

Customer Service: (800) 691-2667

Phone: (989) 895-9699

Fax: (989) 892-9213

Canada: (866) 223-2665

www.becool.com

Form 0303 Rev. 1004 - Printed in the U.S.A.