



Steering Systems...

We've Got Power



Our goal is to be your complete steering company!

Flaming River was founded in 1987 with a vision to offer quality Steering Systems for street rods, muscle cars, classics and trucks. Our products use all new parts, to ensure that we can maintain quality standards, improve the original design, and offer long-range product availability as well as lifetime serviceability. Tilt steering columns, power rack and pinions, steering shafts and billet accessories are all made right here at Flaming River by a talented group of people. Our promise to you is: "To provide the best quality products and service possible."



Over the past twenty years, we have designed many award-winning products, using state-of-the art engineering, technology and quality control in our manufacturing process. Although this has been exciting, we know the best reward is a satisfied customer!




**FLAMING RIVER
CERTIFIED**



The Mustang Has Come Home! Flaming River now manufactures the Classic Mustang Steering Box at home in the USA at our Berea, Ohio manufacturing facility.



**MADE
IN THE USA**



Check out our new Muscle Car Floor Mounts

NEW



Index

Tilt Columns 1

Steering Wheels 28

Billet Accessories 36

Universal Joints 40

Truck Slip Shaft 45

Electric Power Steering 48

R&P Cradle Systems 49

Rack & Pinions 70

Steering Boxes 87

Key Tilt Column Shift



MADE IN THE USA
304 STAINLESS

Turn Key Tilt Muscle Columns For Muscle Cars... With GM Key Built In

Flaming River now offers an integrated key column. The Key is located at the three o'clock position just like you would expect from Flaming River. No welded on attachments or relays. Modeled after the popular Muscle car Columns with Tilt and ignition key built into the column yet attractive enough to put in your street rod. Flaming River manufactures the column complete with a GM coded key assembly, wiring and ignition switch. Flaming River only uses state-of-the art, NEW components. Completely made in the USA.

- Neutral Safety Switch included on columnshift key tilt column.

Now you don't have to rebuild your old column. . .
go to the new advantage with Flaming River
3 year/36,000 mile warranty


Column Shift Tilt Column

O.D. - Length	Shaft Size	Mill Finish	Black Powdercoat	Polished Stainless
2 X 28	1 Inch DD	FR30101-28	FR30101-28BK	FR30101-28SS
2 X 30	1 Inch DD	FR30101-30	FR30101-30BK	FR30101-30SS
2 X 33	1 Inch DD	FR30101	FR30101BK	FR30101SS
2 X 35	1 Inch DD	FR30101-35	FR30101-35BK	FR30101-35SS
2 X 28	1 Inch- 48	FR30102-28	FR30102-28BK	FR30102-28SS
2 X 30	1 Inch- 48	FR30102-30	FR30102-30BK	FR30102-30SS
2 X 33	1 Inch- 48	FR30102	FR30102BK	FR30102SS
2 X 35	1 Inch- 48	FR30102-35	FR30102-35BK	FR30102-35SS

- All New. All Stainless, All the Time....
 - Now also available in Classic Black Powdercoat.
 - Custom output shafts to match your steering
- Note: All lengths available through our custom program.



Stramp Clamp
to fit OEM mount includes
rubber mount for
vibration absorption. GM
69 and up Applications
FR20300




Key Column Wiring Adapter
Designed to adapt your
wiring harness to a Flaming
iver ignition style column.
(Not necessary if your
previous column had
ignition).

FR20118-5

Key Tilt Floor Shift

Patent No. US D592,115 S



MADE IN THE USA

Now Available. . .

Floorshift Ignition Key Columns

The style of column you have been looking for is now available all new in a stylish compact design. We even added the "bell curve" casting used in the classics for a natural dash fit. Or, purchase one of our separate billet mounts for a custom fit. Standard output on the Classic Series is 1" DD which adapts very easily with a u-joint. Or, choose the splined style of column for direct fit to your existing steering.

Tilt with GM Coded & Licensed Key Built In!

Floor Shift Tilt Column

Made in the USA by skilled craftsmen

Note- all lengths available through our custom program.

O.D. - Length	Shaft Size	Mill Finish	Black Powdercoat	Polished Stainless
2 X 28	1 Inch DD	FR30001-28	FR30001-28BK	FR30001-28SS
2 X 30	1 Inch DD	FR30001-30	FR30001-30BK	FR30001-30SS
2 X 32	1 Inch DD	FR30001-32	FR30001-32BK	FR30001-32SS
2 X 33	1 Inch DD	FR30001	FR30001BK	FR30001SS
2 X 35	1 Inch DD	FR30001-35	FR30001-35BK	FR30001-35SS
2 X 28	1 Inch- 48	FR30002-28	FR30002-28BK	FR30002-28SS
2 X 30	1 Inch- 48	FR30002-30	FR30002-30BK	FR30002-30SS
2 X 32	1 Inch- 48	FR30002-32	FR30002-32BK	FR30002-32SS
2 X 33	1 Inch- 48	FR30002	FR30002BK	FR30002SS
2 X 35	1 Inch- 48	FR30002-35	FR30002-35BK	FR30002-35SS



**Cruise can be added to any column
FR20118-4**

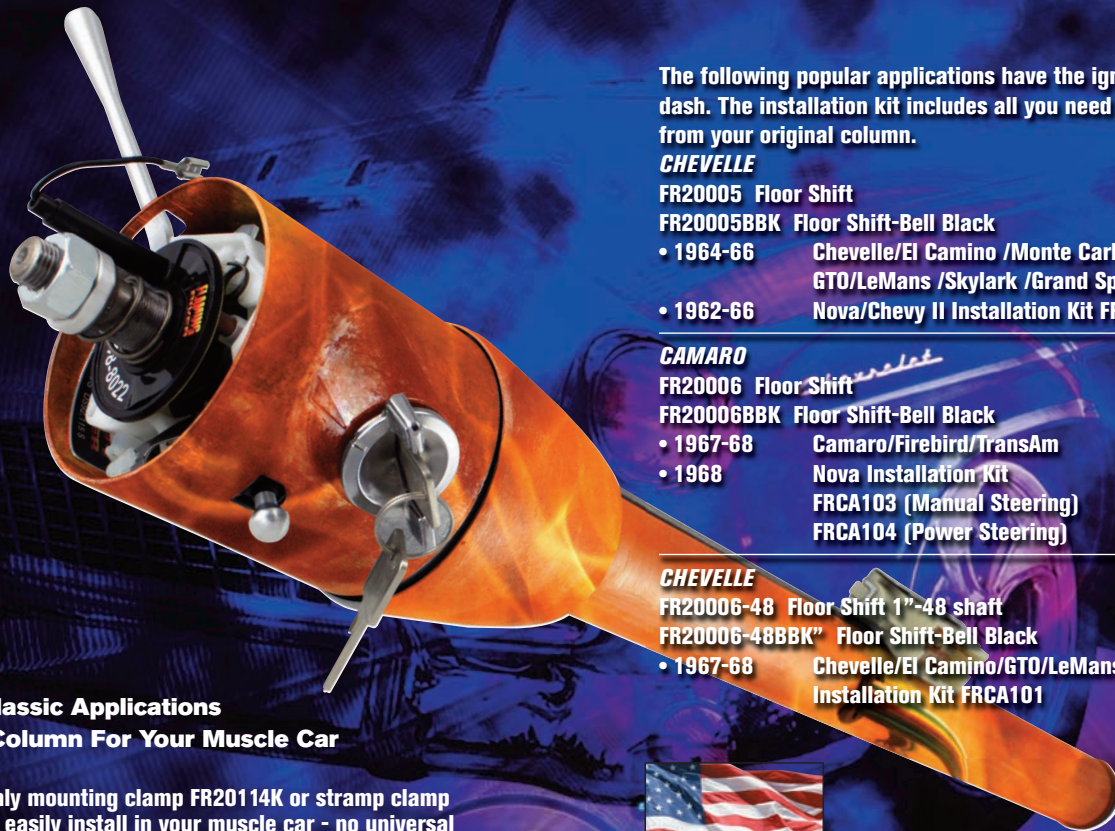


Mounting Clamp FR20114K

Billet aluminum clamp can be used with virtually all OEM applications to facilitate installation of a Flaming River Keyed Tilt Column in an existing dash.

Street Machines Can Now Have Tilt!

Our tilt columns are designed for non-airbag applications only. If you want an accessory, such as dimmer switch, this should be ordered with the column, and we will install it for you. The classic applications use our 2 inch diameter column to match the existing mounting holes. Our standard shaft on classic columns is 1 inch DD. We can also make a 3/4-36 or 1-48 to match your existing steering joint set up - please be sure to specify.



The following popular applications have the ignition located in the dash. The installation kit includes all you need to convert to tilt from your original column.

CHEVELLE

FR20005 Floor Shift

FR20005BBK Floor Shift-Bell Black

- 1964-66 Chevelle/El Camino /Monte Carlo
GTO/LeMans /Skylark /Grand Sport
- 1962-66 Nova/Chevy II Installation Kit FRCA100

CAMARO

FR20006 Floor Shift

FR20006BBK Floor Shift-Bell Black

- 1967-68 Camaro/Firebird/TransAm
Nova Installation Kit
FRCA103 (Manual Steering)
FRCA104 (Power Steering)

CHEVELLE

FR20006-48 Floor Shift 1"-48 shaft

FR20006-48BBK Floor Shift-Bell Black

- 1967-68 Chevelle/El Camino/GTO/LeMans Skylark
Installation Kit FRCA101



MADE IN THE USA
304 STAINLESS

Bolt-in Classic Applications Key Tilt Column For Your Muscle Car

Requires only mounting clamp FR20114K or strap clamp FR20300 to easily install in your muscle car - no universal joint required if you are using existing steering set up.

FR30002 Floor Shift Tilt with built in GM ignition

- 1969 Camaro
- 1970-81 Camaro/Firebird
- 1969-72 Chevelle/GTO/Skylark/ El Camino
- 1969-74 Nova

Tip: Always make sure a horn relay is used in your electrical system.

Classic Tilt Column Installation Kits

FRCA100 Installation Kit Includes (1964-66 Chevelle 1962-67 Nova)
FR20118-1 Wiring harness with hazards FR20114-3 Column mount
FRHRN2 Horn relay FR1707DD 1 in. DD X 3/4 in.-smooth shaft U-joint

FRCA101 Installation Kit Includes (1967-68 Chevelle GTO Skylark)
FR20118-1 Wiring harness with hazards FR20114-3 Column mount
FRHRN2 Horn relay

FRCA103 Installation Kit Includes (1967-68 Camaro 1968 Nova Manual)
FR20118-1 Wiring harness with hazards FR20114-4 Column mount
FR1714DD 1in. DD X 3/4 in.-36 U-joint FRHRN2 Horn relay

FRCA104 Installation Kit Includes (1967-68 Camaro 1968 Nova Power)
FR20118-1 Wiring harness with hazards FR20114-4 Column mount
FR1758 1in. DD X 13/16 in.-36 U-joint FRHRN2 Horn relay



Mounting Clamp (Under OEM Dash)

FR20114 (2 inch) FR20114-2 (1-3/4 inch) FR20114-3 G Body
Billet aluminum clamp can be used with virtually all OEM
applications to facilitate installation of a Flaming River
Tilt Column in an existing dash.
FR20114-4 67-68 Camaro (Not shown)

Note: Installation kits include all accessories (including u-joints, if needed.)
Recommended for application using original wiring. Sold separately from column.

These kits have special "kit pricing,"
individual components cannot be returned for credit.

Made in The U.S.A.


Flaming River pioneered the laser cut stainless steel tilt steering column using all new components. Our continuing growth in manufacturing, including the new laser technology, enables us to manufacture precision parts with maximum flexibility. We further incorporated a bellowed laser cut diamond pattern into an innovative new style of column with collapsibility... Of course, these styles also include a collapsible center shaft. This style is now available on not only the tilt columns but also on the "Roadster" nostalgia column and the new trimline race columns. Voted Best New Safety product by NSRA.

The key features of our columns include:

- All 304 Stainless Steel ... even the paintable mill finish
- Streamlined design with radius slots for wires
- Precision laser cut floor shift or column shift



A Cut Above The Rest- Laser Crafted



Lifetime Serviceability

**FLAMING RIVER
CERTIFIED**

Flaming River Certified

The Flaming River Certified imprint and the logo located on our product indicates the product has been tested to exacting standards.

If it doesn't say Flaming River... it just isn't good enough!



**MADE
IN THE USA**

We indicate this proudly throughout the catalog... 96% of all of our part numbers are made right here. . . Berea, Ohio




**SEMA Best
New Product Winner**

Innovative Quality Manufacturing

Flaming River focuses on designing products that meet customer's demands. Incorporating features not available in the original application and improving the performance and design are our priority.



Tilt Floor Shift



Floor Shift Tilt

This sleek tilt column is designed for use with a floor shifter. With the choice of 1-3/4 inch or 2 inch tube diameter and a compact shroud, you can create a unique, new custom look. Each column comes complete with a dress up kit, GM turn signal, hazard (4-1/4 inch connector), and an all new canceling cam. Shaft size is 1 inch DD. Choose paintable to blend with interior or polished for show or black powder coated finishes.



MADE IN THE USA
304 STAINLESS

NEW BILLET ALUMINUM
one piece dress up kit
included with each
column

2 inch Tube diameter - The classic size

Part No.	2 inch O.D. & Length	Finish
FR20005-28	2 X 28	Mill Stainless
FR20005-28SS	2 X 28	Polished Stainless
FR20005	2 X 30	Mill Stainless
FR20005SS	2 X 30	Polished Stainless
FR20006	2 X 32	Mill Stainless
FR20006SS	2 X 32	Polished Stainless
FR20007	2 X 35	Mill Stainless
FR20007SS	2 X 35	Polished Stainless
FR20000XX	2 X Custom	Mill Stainless
FR20000XXSS	2 X Custom	Polished Stainless

Note: 2 inch dia. Column Wiring Slot is 16-1/2 inches from top of shroud. Varying wire slot locations available through our custom program.

1-3/4 inch Tube diameter - Ideal for roadsters and coupes

Part No.	1 3/4 inch O.D. & Length	Finish
FR20000	1-3/4 X 28	Mill Stainless
FR20000SS	1-3/4 X 28	Polished Stainless
FR20001	1-3/4 X 30	Mill Stainless
FR20001SS	1-3/4 X 30	Polished Stainless
FR20002	1-3/4 X 32	Mill Stainless
FR20002SS	1-3/4 X 32	Polished Stainless
FR20003	1-3/4 X 35	Mill Stainless
FR20003SS	1-3/4 X 35	Polished Stainless
FR20000XX	1-3/4 X Custom	Mill Stainless
FR20000XXSS	1-3/4 X Custom	Polished Stainless

Note: 1-3/4 inch dia. Column Wiring Slot is 12-1/2 inches from top of shroud. Varying wire slot locations available through our custom program.

SEE PAGE 27 FOR COLUMN SELECTION TIPS • Custom Columns available



Patent No. US D592,036 S

New Billet Dress Up Kit - Sleek one piece, contemporary design now included with all tilt columns. Available in black powdercoat at additional charge.

FR20112AL	Billet Aluminum Mill Finish
FR20112APL	Billet Aluminum Polished
FR20112BK	Billet Aluminum Black Finish



Shifter Indicator Adjustment Kit FR20059

This sliding linkage arm allows for perfect alignment of your transmission with your steering column indicator. The sliding machined mechanism locks into position at exactly the location you need for any transmission. The precision machined bushing design can be reversed to increase the range of motion.



MADE IN THE USA
304 STAINLESS

Special Features:

- 5 position tilt • GM wiring harness
- All NEW Components • 3-year warranty
- Canceling Cam and Horn wire included
- Manufactured using 304 Stainless Steel
- Dress Up kit included (turn signal, tilt, hazard knobs)

3 YEAR • 36,000 MILE WARRANTY



Neutral Safety Switch
Optional Add NE to Part Number
A neutral safety switch is recommended with all column shift columns. Must be ordered with column. Unless custom ordered location on non-specific applications is 21 inches from top of shroud.

Tilt Column Shift

Flaming River now manufactures an all new shift style tilt steering column. All new components have been engineered by Flaming River to incorporate state-of-the-art technology in this nostalgic design. Each column comes complete with a gearshift arm, billet aluminum dress up kit, illuminated gearshift indicator and GM wiring (4-1/4 inch connector). A removable 12 position linkage arm is also included for easy alignment. Shaft size is 1 inch DD. Tube diameter is 2 inch. Available with or without shift indicator.




SEMA Best
New Product Winner

Part No.	O.D. & Length	Finish
FR20020	2 X 28	Mill Stainless
FR20020PL	2 X 28	Chrome & Stainless
FR20021	2 X 30	Mill Stainless
FR20021PL	2 X 30	Chrome & Stainless
FR20022	2 X 33	Mill Stainless
FR20022PL	2 X 33	Chrome & Stainless
FR20029	2 X 35	Mill Stainless
FR20029PL	2 X 35	Chrome & Stainless
FR20030	2 X 35 NSS 3/4-36	Mill Stainless
Neutral safety switch location 18 inches from end of column		
FR20030PL	2 X 35 NSS 3/4-36	Chrome & Stainless
FR20030-F	2 X 35 NSS 3/4-36	Mill Stainless
Neutral safety switch location 10 inches from end of column		
FR20030PL-F	2 X 35 NSS 3/4-36	Chrome & Stainless

1955 & 56 Chevy Floorshift Tilt Column



304 Stainless
Mill Finish



Floor Shift

Floor Shift Tilt Steering Column 55 & 56 Chevy Column features 2 inch tube for direct bolt-in fit with your existing dash bezel. All new components for updated steering technology. Complete with billet aluminum dress up kit (tilt/turn signal levers, hazard knob), GM wiring (4-1/4 inch connector) and canceling cam. Shaft size is 1 inch DD.

Part No.	Application	Finish
FR20005	1955-56	Mill Stainless
FR20005SS	1955-56	Polished Stainless



Tri-Five Chevy Hazard Kit
This kit allows electrical hook up of the Flaming River tilt column to the stock wiring.

FR20115	FR20116	FR20117
1955 hazard kit	1956 hazard kit	1957 hazard kit

Included on column

Neutral safety switch is included on column shift 55/56/57 Chevy



Tri-5 Swivel Floor Mount FR20101-57
This triangular-shaped swivel floor mount makes installation of a new tilt column in your Classic Chevy (55-57) simple and attractive. The machined aluminum ball swivels for easy positioning of the column at virtually any angle. Polished aluminum with satin back plate.



12-Position Shifter Arm

This 12-position shifter linkage arm makes it easier to line up and adjust your transmission linkage. It is also removable to minimize the hole in the floorboard. Straight Arm included with each gearshift column.

Part No.	Style
FRGSARM	Straight gearshift arm
FRGSARMOF	Offset gearshift arm

1955 & 56 Chevy Columnshift Tilt Column



**MADE
IN THE USA**


If it doesn't say Flaming River...
it just isn't good enough!

Lifetime Serviceability

**FLAMING RIVER
CERTIFIED**



Flaming River Certified
The Flaming River Certified imprint
and the logo located on our product
indicates the product has been tested to
exacting standards.



**Classic 55-56 Chevy
Column Shift**

Column Shift Tilt Steering 55 & 56 Chevy
Combination back up and neutral safety switch
included. All new gearshift column without indicator. It
fits the dash bezel like the original... with the added
benefit of TILT. Billet aluminum dress up kit (tilt/turn
signal levers, hazard knob), GM wiring (4-1/4 inch
connector) and all new canceling cam. Shaft size is 1
inch DD.

Part No.	Application	Finish
FR20023	1955-56	Mill Stainless
FR20023SS	1955-56	Polished Stainless



We use premium
US 304 Stainless Steel for
all Flaming River Steering
Columns... even the
paintable. As a result,
columns will never rust be-
fore you paint them and
there are no chemicals to
remove



1957 Tilt Column



Custom 57 Column with indicator for aftermarket dash in 57 Chevy. Custom, non-returnable. Available in paintable style only.

FR20023-57-CU



Column Shift Tilt Column

Column Shift Tilt Steering 57 Chevy All new compact gearshift housing design enhances driver comfort - with only 7 inches of housing length! It fits the dash bezel like the original ... with the added benefit of TILT. Billet aluminum dress up kit (tilt/turn signal levers, hazard knob), GM wiring (4-1/4 inch connector) and all new canceling cam. Shaft size is 1 inch DD. Combination back up and neutral safety switch included as well as removable shifter arm with 12 locating positions.

Part No.	Application	Finish
FR20023-57	1957	Mill Stainless
FR20023-57SS	1957	Polished Stainless

Note: Floor mount FR20101-57 required



Tri-5 Swivel Floor Mount FR20101-57

This triangular-shaped swivel floor mount makes installation of a new tilt column in your Classic Chevy (55-57) simple and attractive. The machined aluminum ball swivels for easy positioning of the column at virtually any angle. Polished aluminum with satin back plate.

Rag joint flexible couplings are recommended for use with power steering boxes to absorb vibration and power steering noise. Flaming River offers a rag joint with a 3/4 inch DD male to bolt inside 1 inch DD column.



FR1949 3/4 in.DD Male X 3/4-30 (Fits inside FR 1in.DD column end)

FR1951 Male .770 X 3/4-30 (For use with original column)

1957 Tilt Column



Mounts over
the dash bezel

- Neutral Safety Switch Included
- Removable 12 position adjustable linkage arm included



Floor Shift Tilt Column

Tilt Steering Column (Floor Shift) 57 Chevy - 2 inch tube for direct bolt-in fit with your existing dash bezel. All new components for updated steering technology. Complete with billet aluminum dress up kit (tilt/turn signal levers, hazard knob), and canceling cam. Shaft size is 1 inch DD, length is 33-1/2 inches and GM wiring (4-1/4 inch connector).

Part No.	Application	Finish
FR20005-57	1957	Mill Stainless
FR20005-57SS	1957	Polished Stainless



**MADE
IN THE USA**

*If it doesn't say Flaming River...
it just isn't good enough!*

The Shortest Tilt Column Shift
You Can Find! Only 7 inches.



Truck Tilt Column



It doesn't say Flaming River...
it just isn't good enough!

**MADE
IN THE USA**

Truck Enough! Add Style and Tilt to your Classic

FORD F-1/F100 1948-56 Tilt column

Finish	Floor Shift	Column Shift
Paintable Stainless	FR20005	FR20021NE
Polished Stainless	FR20005SS	FR20021NE-PL

Recommended accessories:

- Column Drop FR20108PL 3-1/2" drop polished - easy mounting
- Universal joint kit
- Steering Wheel Adapter FR20119TA for 5/6-bolt combination pattern

Chevy/GMC 1948-56 Tilt column

Finish	Floor Shift	Column Shift
Paintable Stainless	FR20005	FR20021NE
Polished Stainless	FR20005SS	FR20021NE-PL

Recommended accessories:

- FR20114 OEM Mount • Universal joint kit - see page 41
- Steering Wheel Adapter FR20119TA for 5/6-bolt combination pattern

Chevy/GMC C/K10 - C/K20 1960-66 Tilt column includes slip shaft and correct universal joint

Finish	Floor Shift	Column Shift
Paintable - Manual	FR21000M	FR21100M
Paintable - Early Power	FR21000P1	FR21100P1
Paintable - Late Power	FR21000P2	FR21100P2
Polished - Manual	FR21000MSS	FR21100MSS
Polished - Early Power	FR21000P1SS	FR21100P2SS
Polished - Late Power	FR21000P2SS	FR21100P2SS

Recommended accessories:

- Steering Wheel Adapter FR20119TA for 5/6-bolt combination pattern
- FR20114 OEM Mount

NOTE: Early power box (original GM) uses a 13/16"-36 spline, late power box (original exchanged for a late model GM truck box) uses a 3/4"-30 spline. Check before ordering.

Chevy/GMC C/K10 - C/K20 1967-72 Tilt column

Finish	Floor Shift	Column Shift
Paintable Stainless	FR20007-36	FR20030
Polished Stainless	FR20007-36SS	FR20030PL

Recommended accessories:

- Steering Wheel Adapter FR20119TA for 5/6-bolt combination pattern
- Universal joint kit - see page 41

Truck Tilt Column



C10 Tilt Column
with GM ignition key

Chevy/GMC C/K10 - C/K20- C/K1500/2500 1973-87 Tilt column with Key

Finish	Floor Shift	Column Shift
Paintable Stainless	FR30006	FR30106
Black Powdercoat	FR30006BK	FR30106BK
Polished Stainless	FR30006SS	FR30106SS

NOTE: Column wiring harness will install to OEM wiring harness and most aftermarket vehicle wiring harnesses.

KEY TILT Recommended accessories:

- FR20114K OEM Mount
- Steering Wheel Adapter FR20119TA for 5/6-bolt combination pattern
- FR1856 Slip shaft FR17170 D and FR1758 (OR) FR1746DD universal joint Check before ordering.



If it doesn't say Flaming River...
it just isn't good enough!

MADE
IN THE **USA**

Lifetime Serviceability

**FLAMING RIVER
CERTIFIED**

Flaming River Certified
The Flaming River Certified imprint and the logo located on our product indicates the product has been tested to exacting standards.

**Bolt in Rack and Pinion
Cradle kit for the C10
Pick Up 1973-87**

53-62 Corvette

This Early Corvette Replacement - All new non-tilt column fits with the original dash configuration of the early 1953-62 Corvettes. Can also be used in Cobras, roadsters, and other custom applications that need to be close to the dash, with 1.5 inch OD, and 2-3/8 inch length upper housing. The column features GM turn signal and a splined 3/4-36 input shaft for easy connection to your existing steering. Available with or without hazard.

Part No.	Style
Corvette 1953-62	3/4-36
FR1999VTR	Mill Stainless without hazard
FR1999VTRSS	Polished Stainless Steel without hazard
FR1999VTR-H	Mill Stainless with hazard
FR1999VTRSS-H	Polished Stainless Steel with hazard



63-68 Corvette

FR2003VTBK 67-68 Corvette
Direct Bolt In Steering Column



FR2002
63-68 Vette
Dash Bezel

Corvette 1963-66 (3/4"-36 splined shaft)

FR2000VT	Mill Stainless
FR2000VTA	When using FR adapter
FR2000VTBK	Black Powder Coat
FR2000VTBKA	When using FR adapter
FR2000VTSS	Polished Stainless
FR2000VTSSA	When using FR adapter

Corvette 1967-68 (1"-48 splined shaft)

FR2001VT	Mill Stainless
FR2001VTA	When using FR adapter
FR2001VTBK	Black Powder Coat
FR2001VTBKA	When using FR adapter
FR2001VTSS	Polished Stainless
FR2001VTSSA	When using FR adapter
FR2003VTBK	Black Powder Coat
FR2003VTBKA	When using FR adapter

*FR2003VTBK Includes steering column dash mount and is collapsible.

Tilt Steering Column 1963-68 Vette

Design is similar to the styling of the original straight column right down to the 1-1/2 inch diameter tube. This all new steering column fits into the original dash mount and with the modern convenience of TILT steering. The column features a splined input shaft for connection to your existing steering. Available in Paintable or Polished Stainless Steel.

69-82 Corvette

Corvette 69-82 C3 Tilt Column with Built In GM Key

The C3 Corvette Classic Series one-piece Key at 3 o'clock housing features an integral ignition switch at the original location! Tilt column (not telescopic) Available in paintable, polished plus black powder coat finishes. *Installation Kit FRCA108 recommended.* *Note: For 1975 - 1982 column does not include accessory dimmer (option available), wiper or cruise.*

Part No.	Finish
FR30005	Paintable Stainless
FR30005BK	Black Powder coat
FR30005SS	Polished Stainless

Classic Corvette Style Adapter
Smooth, radius design to fit 53-62 Vette Column (FR1999VTRSS) Also available in stainless with original Vette mounting pattern.

<i>Std. Corvette</i>	<i>FR20156SS</i>
<i>6 bolt pattern</i>	<i>FR20157SS</i>
<i>5/6 bolt pattern</i>	<i>FR20155AL</i>

FR2000VT-AD Polished

FR2000VT-ADBK Black Powdercoat

Corvette Wheel Adapter This custom polished aluminum adapter is designed to mount your original Corvette steering wheel to the Flaming River Tilt Column.

Collapsible · Tru-Telescopic®



Stainless Steel cable drive can be mounted under the dash, the seat, in the trunk or rear quarter panel.

Standard length cable of 72-inch is included with every kit. Custom length cable can be ordered, at additional cost.

Power Tru-Telescopic Columns

Part No.	Length	Finish
FR20011	30-32 in	Mill Stainless
FR20011PL	30-32 in	Polished Stainless
FR20012	32-34 in	Mill Stainless
FR20012PL	32-34 in	Polished Stainless

Manual Telescopic Columns

Part No.	Length	Finish
FR20005TS	30-32 in	Mill Stainless
FR20005TSPL	30-32 in	Polished Stainless
FR20006TS	32-34 in	Mill Stainless
FR20006TSPL	32-34 in	Polished Stainless

See Page 18 for Telescopic Roadster Column



Memory circuit now included with all electronic telescopic columns.

Power Tru-Telescopic




- NOW INCLUDED - Memory control for Driver 1 or Driver 2 positioning
- Unique design telescopes from the tube for driver comfort unlike bulky OEM designs
- Smooth linear activating device with stainless cable positions the column
- Stainless steel piston and sleeve CNC machined for smooth action
- With a 2 inch range of linear movement
- Mounts like all Flaming River tilt steering columns . . . easy!

Laser Cut Collapsible Tilt Column



MADE IN THE USA
304 STAINLESS



Designed for Safety and streamlined for a Street Rod

- Intricate laser cut diamond pattern which enables the tube to fold upon impact with up to 4 inches of collapsibility. Center tilt shaft has a unique shear pin design which allows collapsibility.
- Added safety and yet maintains an attractive appearance at an affordable cost.
- Manufactured on Flaming River's New laser machining center at our Cleveland, Ohio facility!

Part No.	Length	Finish
FR20005LC	30 in	Mill Stainless
FR20005SSLC	30 in	Polished Stainless
FR20006LC	32 in	Mill Stainless
FR20006SSLC	32 in	Polished Stainless
FR20007LC	35 in	Mill Stainless
FR20007SSLC	35 in	Polished Stainless

Meets Australian Collapsibility Requirements



Awarded
Best New Safety Related
Street Rod Product for
2003 By NSRA

3rd Generation Keyless Ignition & Keyless Entry System

In the Column... Or on the Dash...
Touch Start Keyless-Ignition System

NEW

FR60003
Keyless Dash Ignition System

Revolutionary keyless ignition system designed in conjunction with an Original Equipment Manufacturer.

3rd Generation Keyless Ignition System Includes:

Ignition Fob Docking Station - Antenna Assembly - Ignition & RKE Fob
Ignition Push Button - Relay Pack - Control Module
RKE Lock/Unlock Module - 1 Master & 3 Remote Door Lock Actuators
Door Actuator Mounting Hardware

When the enthusiast inserts the key fob in to the docking station, the system "wakes up". The IGNITOR sends a signal to the control module and the button responds identifying the codes. Once the code is accepted, the vehicle starts. Updated system includes new Key Fob and Docking Station, new Key Fob also operates Keyless Entry System.

Order Dash or Column Style (30 inch floor shift standard - custom sizes available)
FR60003 Keyless Column Ignition System FR60002 Keyless Dash Ignition System



Roadster Column



All New Telescopic Roadster Column


The ultimate in adjustability. A nostalgic look with a sleek telescoping tube that makes driving your roadster much more comfortable. Polished Stainless with 2 inch tube diameter, 30 inch length.

FR1990TEPL

Custom column drop required - sold separately



MADE IN THE USA
304 STAINLESS



Telescopes - 0 to 3 inches




Column mount with machined knob for positive locking in any position for use with manual telescopic. Available in 2- inch diameter polished drops from 2-1/2 to 6-1/2 inches. Add TS to part no. of column drop.



Lobeck's Lakes Style Wheel
Leather wrapped three spoke.
Polished with 14 inch diameter.
FR3303L

Colors Available:
Black/Red/Tan/Gray



WaterFall Adapter for
Stainless Nostalgia Column
FR20150RO

WaterFall adapter designed to use the modern, billet elegance of the WaterFall steering wheel on the Stainless Nostalgia Column (FR1999RO-30).



304 Stainless Nostalgia Non-Tilt Steering Column

Ideal for roadsters, Cobras, and other custom applications that need to be sleek and compact. Attractive new bell style column with 1 3/4- OD, 30 inch length 3/4"-36 splined shaft. Also, convenience of modern GM turn signal, hazard, and horn. Note: Custom lengths available

Part No.	Finish
FR1999RO-30	Mill Stainless Steel
FR1999ROSS-30	Polished Stainless Steel
FR1999ROBK-30	Black Powder Coat
FR1999ROSS-30LC	Laser Cut Collapsible

3 YEAR · 36,000 MILE WARRANTY

Billet Aluminum Roadster Column FR3301

This billet aluminum roadster column features a sleek, tapered design. Attractive styling for any rod. Dual roller bearing design for smooth, long lasting performance. Polished finish in standard 30 inch length. (No wiring) Uses standard three hole steering wheel mount. Adapter Part No. FR20119 accommodates 5/6 bolt wheel with this column. Spline size 3/4"-36




Roadster Column Adapter
3-to-5/6 Bolt Adapter - Billet
Adapter allows mounting of a 5- or 6 bolt wheel on a 3-bolt Roadster column (FR3301 column). New combination pattern enables use with most aftermarket wheels. Horn button not functional. Polished finish FR20119

3 Bolt Adapter
designed to mount any traditional 3 bolt steering wheel to the Flaming River column with a seamless appearance.

FR3302 (Tilt Column)

FR3304 (Roadster Column)

FR3304BK (Black Powder Coat for Roadster Column)



40 Ford Column

All new 40 Ford Column

Classic Look with the safety of turn signals, horn and hazard!

The laser crafted stainless steel tilt column manufactured at our Cleveland facility with attention to detail and all new parts. We also now manufacture the 40 Ford keyway shaft taking the early Ford straight column to new levels. Now you can have your original wheel, 1-1/2 inch diameter, and discreet electronics so it doesn't look cluttered (with or without hazard ... you choose). Best of all, it's all stainless, mill finish to paint to match your interior or polished stainless steel. Of course if you are using an aftermarket steering wheel, we also have this column with the GM spline. More choices for today's hot rodder. Trimline uncluttered column for 40 Ford or Roadster matches original 1 1/2 inch tube diameter or choose 1 3/4 inch for internal wiring.

- All new modern GM wiring
- Optional hazard button
- Original Ford Keyway or Aftermarket Steering Wheel
- Available in paintable stainless or polished stainless
- Classic Look with turn signals, horn, and hazard!

3 YEAR • 36,000 MILE WARRANTY



The Stainless Steel 40 Ford Column with electronics provides a seamless fit with a 40 Ford Wheel (aftermarket spline wheel pictured) with a functioning horn button, turn signals and hazard. The stainless roadster and 40 Ford Column each include 3/4-36 splined shaft.

Note: Turn Signal will not self cancel on original 40 Ford Wheel



40 Ford Keyway

Flaming River Certified
The Flaming River
Certified imprint and the
logo located on our
product indicates the
product has been tested
to exacting standards.

Lifetime Serviceability

**FLAMING RIVER
CERTIFIED**



**MADE
IN THE USA**

Part No.	Length	Tube Dia.	Steering Wheel Spline	Finish
FR1990	30 inch	1.5 dia.	aftermarket spline	mill finish
FR1990PL	30 inch	1.5 dia.	aftermarket spline	polished
FR1991	32 inch	1.5 dia.	aftermarket spline	mill finish
FR1991PL	32 inch	1.5 dia.	aftermarket spline	polished
FR1990K	30 inch	1.5 dia.	40 Ford keyway	mill finish
FR1990KPL	30 inch	1.5 dia.	40 Ford keyway	polished
FR1991K	32 inch	1.5 dia.	40 Ford keyway	mill finish
FR1991KPL	32 inch	1.5 dia.	40 Ford keyway	polished
FR1999R0-30	30 inch	1.75 dia.	aftermarket spline	mill finish
FR1999ROSS-30	30 inch	1.75 dia.	aftermarket spline	polished
FR1999R0-32	32 inch	1.75 dia.	aftermarket spline	mill finish
FR1999R0-32PL	32 inch	1.75 dia.	aftermarket spline	polished
FR1992K	30 inch	1.75 dia.	40 Ford keyway	mill finish
FR1992KPL	30 inch	1.75 dia.	40 Ford keyway	polished
FR1993K	32 inch	1.75 dia.	40 Ford keyway	mill finish
FR1993KPL	32 inch	1.75 dia.	40 Ford keyway	polished

*If it doesn't say Flaming River...
it just isn't good enough!*

Impala



Impala Column shift Tilt Columns Xact Fit column series column shift with neutral safety and 3/4-36 shaft to mate to original steering shaft. Designed to bolt in place of original column. Complete with turn signals, hazard, horn and accepts GM 69 and newer style steering wheel. Stainless design for an elegant finishing touch.

**MADE
IN THE USA**



Column Shift

Application	Paintable	Polished
58-60 Impala	FR21012	FR21012PL
61-62 Impala	FR21014	FR21014PL
63-64 Impala	FR21016	FR21016PL
69-70 Impala Caprice key column	FR30104	FR30104SS

Floor Shift

Application	Paintable	Polished
58-60 Impala	FR21011	FR21011PL
61-62 Impala	FR21013	FR21013PL
63-64 Impala	FR21015	FR21015PL

Classic Thunderbird Tilt Steering Column

Column part numbers for aftermarket steering wheel
FR20009 55-57 Thunderbird Floorshift Tilt Column mill finish

FR20009SS 55-57 Thunderbird Floorshift Tilt Column polished stainless

Column part numbers to use original steering wheel
FR200090E 55-57 Thunderbird Floorshift Tilt Column mill finish

FR200090ESS 55-57 Thunderbird Floorshift Tilt Column polished stainless

Lifetime Serviceability

**FLAMING RIVER
CERTIFIED**

Includes steering
box shaft adapters



Micro Column

All New... Micro Column Tilt Steering Columns

Tilt Micro Steering Column

This tilt column is ideal for varied applications. Since it is only 17 inches long, it reduces u-joint angles and removes the tube from the engine compartment. This not only increases clearance but also eliminates the concern of collapsibility.



**MADE
IN THE USA**



Dash Mount Tilt Steering Columns

Flaming River offers an innovative new dash mount tilt steering column. This column eliminates all pedal interference by taking the column out of the engine compartment. The height of only 7-1/2 inches allows for maximum design flexibility with all the features of our other tilt columns and the addition of a face plate to eliminate the need for a mounting bracket. Shaft is 3/4 inch DD.

Tilt Dash Mount Column

FR20020DM	Mill Steel
FR20020DMSS	Polished Stainless
FR20020DMBK	Heavy Duty Black Finish



3 YEAR • 36,000 MILE WARRANTY

A slip shaft or EZ Fit shaft can be installed with this column for a safe, quality system. Custom lengths can also be made through our custom column program.

Tilt Micro Column - Floor Shift

FR2000MC	Mill Steel
FR2000MCSS	Polished Stainless
FR2000MCBK	Heavy Duty Black Finish

Tilt Micro Column - Column Shift

FR20020MC	Mill Steel
FR20020MCSS	Polished Stainless
FR20020MCBK	Heavy Duty Black Finish



**Column Shift
Cable Shift Linkage**
Lokar cable shift
linkage is the
ultimate answer
to clearance issues.
FR20010CBL

Recreational Columns



Lifetime Serviceability

**FLAMING RIVER
CERTIFIED**

Flaming River Certified
The Flaming River Certified imprint
and the logo located on our product
indicates the product has been tested
to exacting standards.



Recreational Columns



Custom Columns for the Custom Electric Vehicles of Today! Custom Roadster Carts

- All Stainless ...
- Same as original column diameter 1-3/4 inch
- 5 Position Tilt for driving comfort
- Built in turn signal, hazard, and horn ready
- Easy mounting using existing universal joint
- Accepts aftermarket adapter to use any steering wheel



Polished Stainless Tilt Column
FR20011GOSS EZ GO (4 bolt mounting) 01-05
FR20010GOSS EZ GO (3 bolt mounting) 94-00
FR20012GOSS Club Car 92-03
Custom applications available.



**MADE
IN THE USA**



From your boat to your golf cart, Flaming River's custom steering column program offers a new solution. We build it to your specifications! Call for details.



Accessories



Cruise Control Kit* FR20118-4


A new addition to the Flaming River line for your convenience. This aftermarket cruise control can now be installed on your new Flaming River Tilt Column. Designed for non-computer engines. *Note: Installed on column only, Non-returnable Cruise Control Kit with GM style lever



Dimmer Switch Kit* FR20118-3

Turn signal lever can be ordered with a discreet micro switch. A relay master unit is included for high beam/low beam operation.

*Note: Installed on column only, Non-returnable.



Neutral Safety Switch
Optional - Add NE to Part Number. A neutral safety switch is recommended with all column shift columns. Must be ordered with column.



Lokar Neutral Safety Backup Switch
Mounts on transmission, universal fit
FR20111NS

New Billet Dress Up Kit

(Sold separately from column)

Sleek one piece, contemporary design now included with all tilt columns. Available in black powdercoated at additional charge.

Patent No. US D592,036 S



Lokar Billet Aluminum Linkage Kit FR20010RK

This adjustable kit allows connection of column shift arm to a GM automatic transmission for easy alignment. Includes adjustable billet aluminum arm, 2 adjustable Heim-style connectors, shift rod and mounting hardware



Kugel Komponenten Stainless Steel Linkage This linkage kit connects the column or floor shifter to almost any GM transmission and allows for gear pointer alignment.

FR20010LK long, 17 to 23.5 pivot to pivot
FR20010LK-S short, 10.5 to 17 pivot to pivot

FR20112AL	Aluminum Mill Finish
FR20112APL	Aluminum Polished
FR20112BK	Aluminum Black Finish



Canceling Cam/ Horn Contact Spring-loaded horn wire and canceling cam are included with tilt column

FR20120HN Horn Contact
FR20024SC Cancelling Cam



Plug Adapter Kit Female plug for the Flaming River tilt columns, supplied with terminals. Can be used to adapt any existing wiring harness to mate with FR 4-1/4 inch connector.
FR20118



Flasher Kit Flasher kit used for classic vehicles that are not equipped with 4-ways. Includes flasher, female adapter and terminals.
FR20118-1



Horseshoe Wire Plug Adapter Horseshoe shaped connector used in 67-68 Camaro. (Plug adapter FR20118 could be used in place of this adapter.)
FR20118-2

Custom Columns


Marine Tilt Polished Stainless Steel Steering Column

This sleek tilt column is designed for the marine market. Compact shroud creates a unique, new custom look. All new components have been engineered by Flaming River to incorporate state-of-the-art technology in this design. Specifications required to order.



**Flaming River
Custom Manufacturing
Program**

**Custom Applications
5 Position Tilt**



FLAMING RIVER
CUSTOM FLOORSHEET COLUMN
MANUFACTURING PROGRAM

GENERAL INFORMATION

NAME: _____
ADDRESS: _____
CITY: _____
STATE: _____
ZIP: _____
PHONE: _____
E-MAIL: _____
DATE: _____

DESIGN WORKSHEET

QUANTITY: _____
SPECIFICATIONS: _____
ACCESSORIES: _____
CUSTOMER APPROVAL: _____
DATE: _____

Fill In The Blanks...

We'll make it your way
through our Custom Program!
Call or visit us on the web for a design worksheet.



**MADE
IN THE USA
304 STAINLESS**



Tech Tips

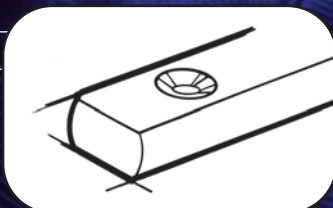
Reference Application Chart

Six Easy Steps to Ordering a Steering System:

1. Choose the type of intermediate shaft you will be using (splined or DD.) This is one side of the u-joint that you will need to order.
2. Determine whether you will need a two or three U-joint system. This is dictated by the angle; we recommend a 15° angle for the optimum system, however up to a 30° is acceptable. If using a three u-joint system, a support bearing is necessary. The center u-joint will either be 3/4"DD x 3/4"DD or 3/4"-36 x 3/4"-36, depending on whether you are using splined or DD shafts.
3. Use the reference application chart to select the rack and pinion or box spline size you require. If the chart does not list your application, just measure the diameter of the shaft and count the number of splines. If there is a flat, count half the splines and double this number.
4. Measure your column. If DD (two rounds, two flats), measure the Rounds - it will either be 1"DD or 3/4"DD. If splined, measure the diameter and count the splines (i.e. 1"-48 or 3/4"-36.)
5. If you are using splined shafting and a two u-joint system, measure the distance between the rack and pinion or box shaft and the column, and then subtract 3.25 inches. Round this number up to the next shaft size.
6. If you are using a three-joint system, we recommend using dowel rods to mock up the system. Just measure the length of the dowel rod and this will be the length of your shaft. DD can easily be cut to this size.

Important Notes:

- Phasing - Keep the forks of the yokes closest to each other in line, and parallel to the center of the shaft to avoid binding.
- NEVER WELD a universal joint. Welding reduces the strength of the metal and can melt the needle bearing seal.
- Set screws are supplied on all splined and "Double D" u-joints. However, it is necessary to indent, by drilling, the shaft to properly secure the set-screw mechanism. A red threadlocker should also be used. Inspect set screws periodically.
- The shaft should be installed 7/8 inch into the yoke (flush). A shaft that does not engage fully could sacrifice strength. However, if a shaft is too long, it will cause the shaft to interfere (bind) with the operation of the u-joint.



Steering Boxes And Racks

Application	Size	Spline Dia.	Splines
Ford Rack			
Mustang II & Pinto Manual	9/16"-26	.563	26
Mustang II & Pinto Power	3/4"-36	.750	36
Ford Box			
Manual & Power	3/4"-36	.750	36
GM Box Manual			
Vega	5/8"-36	.625	36
Corvair	5/8"-36	.625	36
Corvette (63-68)	3/4"-36	.750	36
Corvette (69-82)	3/4"-30	.750	30
Model 122 (65-85)	3/4"-30	.750	30
	3/4"-36	.750	36
Model 525 (86-Present)	3/4"-30	.750	30
GM Power Box			
Model 605 (78-84)	3/4"-30	.750	30
Model 800 (77-Prior)	13/16"-36	.813	36
Model 800 (78-Present)	3/4"-30	.750	30
GM Rack			
79 - Present	5/8"-36	.625	36
Variations	3/4"-30	.750	30
Corvette (84 - Present)	17mm DD	.670	.570
Fiero	17mm DD	.670	.570
Chrysler Box or Rack			
Chrysler - Omni Manual	9/16"-26	.563	26
Chrysler - Omni Power	9/16"-36	.563	36
Chrysler - Volare	5/8"-36	.625	36
Chrysler	3/4"-36	.750	36
Chrysler	13/16"-36	.813	36
Misc.			
Jaguar & MGB	3/4"-48	.750	48
VW Rabbit - Diesel	3/4"-36	.750	36

Steering Column

Application	Size	Spline Dia.	Splines
GM Column			
Small Spline	3/4"-36	.750	36
Large Spline	1"-48	1.00	48
Small "DD"	3/4"-DD	.750	DD
Large "DD"	1"-DD	1.00	DD
Ford Column			
Small Spline	3/4"-36	.750	36
Small "DD"	3/4"	.750	DD
Large "DD"	1"DD	1.00	DD


Designing Your System

What makes Flaming River unique is that we have designed a complete steering system . . . from rack and pinion or steering box through the universal joints to the tilt column and even the steering wheel. Did you know we can make a column with a Ford spline to fit your classic Mustang or 40 Ford wheel?



MEASURING FOR YOUR TILT COLUMN

7-9/16 in. Shroud Length + Distance to Firewall + 3 in. Shaft through Firewall = Your Desired Column Length



1-3/4 inch dia. Column Wiring Slot is 12-1/2 inches
2 inch dia. Column Wiring Slot is 16-1/2 inches
Note: Thread size on tilt shaft is M14 x 1.5"

To make your installation as simple as possible, we recommend considering the following installation kits:

- Mustang column: FR200MUKT (long shaft) FR200MUKT2 (short shaft)
- Column shift: Optional overdrive lens FR20010LNO
- Floor Mounts FR20100, 1-3/4 inch column, and FR20101, 2 inch column. Floor mount cover, FR20100CVR.
- OEM Mount FR20114 recommended for Classic Columns
- Column Drops: 1-3/4 inch or 2 inch. See page 35
- New Install Kits for Classic Vehicles
- New Universal 5 and 6 bolt Wheel Adapters contain the pattern for both 5 and 6 bolt steering wheels. This makes getting the right adapter even easier. And, this new tapered adapter is only 3.90 inches wide for a seamless fit to a Flaming River column. (Also available in larger diameter for GM style). Contemporary new look in either a tapered or bell style.

WIRING

FR20118 Female Connector
FR20118-1 Hazard pre-69
FR20118-2 Horseshoe Connector
FR20118-3 Dimmer Switch installed on column
FR20120HN Horn Contact Kit (included with steering columns)
FRHRN2 Horn Relay
FRIGN1 Ignition Switch (also available with billet mount FRIGN3)



1 inch-48 splined shaft.



3/4-36 splined shaft.



1 inch DD shaft.



Steering Wheels

*Hand Stitched
Italian Leather Wheels*



Interior Expressions

***Ariel**
Modern Billet Elegance*

"Ariel"
FR20168
Dia 13.8" • Black



WaterFall



"WaterFall Woody"
FR20150WD
Dia 13.8"



"WaterFall"
FR20150LT
Dia 13.8" • light tan



"WaterFall"
FR20150 WH
Dia 13.8"
Blizzard White



"WaterFall"
FR20150
Dia 13.8" • Black


Horn Button
Assembly included



"WaterFall"
FR20150 LG
Dia 13.8" • Light Gray



"WaterFall"
FR20150DG
Dia 13.8" • Slate Gray



WaterFall Adapter (sold separately)
Sleek, hourglass design billet adapter
must be purchased with WaterFall
Wheel to use on tilt steering column.

FR20150HGAD Flaming River Column
FR201500E Original GM Column

Navigator



Official Sponsor
of the 2010 Road Tour



Navigator

This striking new wheel combines the comfort of a leather grip with the elegance of wood trim accents. The center spokes are brushed aluminum for a tasteful interior accent. A dish design offsets the wheel for a depth styling that is truly innovative.

Leather Grip with Mahogany Wood accent

Part No.	Style
FR20163BK	Black
FR20163LG	Light Grey
FR20163LT	Light Tan
FR20164BK	Full Black Leather (no wood)

Note: Navigator wheel requires 5/6 bolt adapter - sold separately

FR20119TA - Flaming River Column

FR201190E - Original GM column

Diameter 13.8" Dished

FR20164BK
Full Black Leather

All Leather 13.8" diameter This striking new dished wheel combines the comfort of a leather grip with the elegance of wood trim accents.

Muscle Tuff Wheels



Muscle Tuff Wheel

The Tuff Wheel features Polished Stainless Spokes. It is a 14 inch diameter wheel and comes complete with horn button and cover. The grip is molded in the USA using a durometer that is very similar to the early muscle car feel, but is much more durable. Comfort grip and classic styling! NEW Tuff Wheel for Mopar Polished Stainless Spokes Molded Black

FR20161 - Polished

FR20161S - Satin



Tuff Wheel
Horn Cover
FR20161CAP

Included
with Wheel

The popular molded "Tuff Wheel" has become very popular in muscle cars. A custom Adapter FR20161AD enables the Tuff Wheel to be easily mounted on a Flaming River Tilt Column.

FR20161AD





**MADE
IN THE USA**



Steering Wheels

Cascade

Note: Cascade Wheel requires adapter FR20160AD for use with Flaming River tilt column. Original GM column requires adapter part number FR20160AD0E Sold separately



The Cascade
FR20160LG - Lt Gray
Dia. 13.8"



The Cascade
FR20160 - Black
Dia. 13.8"



The Cascade
FR20160DG
Slate Gray - Dia. 13.8"



Hand Stitched Italian Leather Wheels



The Rapid
FR20162 Dia. 13.8"



Woody Waterfall
FR20150WD Dia. 13.8"

Rapids

The latest techno design in steering wheels. Billet look with Leather wrap. Horn button included. Diameter 14 in. Adapter sold separately.

Flaming River Embossed Logo is also available for the WaterFall Wheel.



Steering Wheels



Fiber Force
FR20136FB
Dia 13.4"/6 bolt



FR20130LT
Dia 13.8" • Light Tan



D Wheel Black
FR20130BK
Dia 13.4"/6 bolt



D Wheel
13.4" / 6 bolt
FR20130LG - Lt. Gray
FR20130WH - White



Woody's III
FR20123
Dia 13.8"/5 bolt

Woody's III and Woody's IV
also available with Black spokes
FR20123BK Woody's III
FR20124BK Woody's IV

Steering Wheels



Fruitwood Luxury
FR20125FW
Dia 15"/5 bolt



Fruitwood Luxury
FR20125FWTA
Dia 15"/5 bolt



Fruitwood Luxury
FR20125FWBK
Dia 15"/5 bolt



Early Vette Style
FR20151BK
Dia 15"/6 bolt




Early Vette Style
FR20151RE
Dia 15"/6 bolt

Classic Corvette Style
Adapter Smooth, radius
design to fit 53-62 Vette
Column (FR1999VTRSS) Also
available in stainless with
original Vette mounting
pattern.

Std. Corvette FR20156SS

6 bolt pattern FR20157SS

5/6 bolt pattern FR20155AL



Early Vette Style
FR20152BK
Dia 15"/6 bolt



Early Vette Style
FR20152RE
Dia 15"/6 bolt



FR20151RE Molded - Red

FR20152BK Leather - Black

FR20152RE Leather - Red

FR20152LG Leather - Gray

FR20152TN Leather - Tan

Note: Horn Button not included

Steering Wheels

BANJO WHEEL
FR20128BJLG Lt. Grey
FR20128BJBK Black Dia 15" (Horn
Button included)
No adapter necessary

Sleek, seamless adapter
built in Horn Button included



D Fiber
FR20137FB
Dia 13 7/8 bolt



Revolution
FR20169
Dia 13" 6 bolt



Nova Fiber
FR20140FB
Dia 13.4" 6 bolt
Note: This is not a leather wheel.

Delta D Hand Stitched Italian Leather Wheels



Delta D
FR20167
Dia 13.8"
Requires adapter
FR20167AD


Adapters



**New 5/6
Combination Adapter**



Bell Adapter



9-bolt Adapter

**MADE
IN THE USA**



Steering Wheel Adapter - New Combination 5 AND 6 bolt pattern. Polished Aluminum wheel adapter with a 2-1/2 inch total height fits perfectly with the Flaming River tilt steering columns and wheels. This adapter actually fits on the column shroud for a "seamless appearance." Bell adapter is a unique upgrade style of adapter for that special show car. The new combination pattern fits with two different styles of wheel taking the guesswork out of ordering. Adapters for 5/6 bolt are smaller and more compact than 9-bolt.

Part No.	Style
FR20119BA	Bell 5/6 bolt pattern
FR20119TA	Tapered 5/6-bolt pattern
FR201190E	Tapered 5/6-bolt to fit GM Column
FR20119FD	Tapered 5/6-bolt adapter to fit FR Ford Column
FR20113	9-bolt pattern for FR column
FR201130E	9-bolt pattern for GM column
FR20113FD	9-bolt pattern for Ford column
FR20161AD	Adapter to fit "Tuff Wheel" on FR column




3 Bolt Adapter - Flaming River has introduced a NEW 3 bolt billet Aluminum Steering Wheel Adapter for the Flaming River tilt steering Columns. The FR3302 series wheel adapters are machined from 6061 grade billet aluminum and polished to a high luster and are designed to mount any traditional 3 bolt steering wheel to the Flaming River column with a smooth and seamless appearance.

FR3302 (Tilt Column) - FR3304 (Roadster Column) FR3304BK (Roadster Column - Black Powder Coat)



Billet Roadster Column Adapter FR20119 3-to-5/6 Bolt Adapter, Billet Adapter allows mounting of a 5-bolt wheel or a 6-bolt wheel on a 3-bolt Roadster column (FR3301 column). New combination pattern enables use with most aftermarket wheels. Polished finish



WaterFall Adapter - Sleek, hourglass design billet adapter must be purchased with Waterfall Wheel to use on tilt steering column.

Flaming River Column FR20150HGAD
Original GM Column FR201500E
Original Dodge Column 69 & prior FR20150M69
Original Dodge Column 70 FR20150M70

Horn Button Billet aluminum horn button with O-ring designed for use with 9-bolt wheel adapter (FR20113) Polished finish FR20113LHN



Column Drops and Floor Mounts

Flaming River Column drops have a thin, sleek radius style



Flaming River's column drops are machined from billet aluminum with a smooth radius edge. This hinged sleek design is available in satin or mirror finish. Available in 1-3/4 inch or 2 inch diameter to fit all of Flaming River's columns.

FR20114K Key Column Mount

2" FR20114

1-3/4" FR20114-2



FR20114-3 G Body




Mounting Clamp (Under OEM Dash)

FR20114 (2 inch) FR20114-2 (1-3/4 inch) FR20114-3 G Body
Billet aluminum clamp can be used with virtually all OEM applications to facilitate installation of a Flaming River Tilt Column in an existing dash.

Size	1-3/4" Dia.	2" Dia.	FR Ign. Key Col.
2-1/2 in. drop	FR20102	FR20107	FR20107K
3-1/2 in. drop	FR20103	FR20108	FR20108K
4-1/2 in. drop	FR20104	FR20109	FR20109K
5-1/2 in. drop	FR20105	FR20110	FR20110K
6-1/2 in. drop	FR20106	FR20111	FR20111K
Add (PL) for Polished		Add (S) for Satin	

Note: If using a Flaming River Key column, the 'K' drop will allow for ignition rod. These drops are designed specifically for the Flaming River column and will not work with original GM.



Polished Floor Mount

Billet aluminum ball and collar swivel floor mount simplifies column installation by allowing up to a 60° angle, available in 1-3/4 and 2- inch.

FR20100 (1-3/4 inch)
FR20101 (2 inch)



**See page 38 for
more Floor Mount
Styles**



Floor Mount Firewall Cover
Polished Aluminum Cover to finish the engine side of the floor mount. Conceals the screws for a finished touch.

FR20100CVR

Floor Mounts



Part No.	Application
FR20101AB	68-72 Chevelle Floor Mount
FR20101CH	64-67 Chevelle Floor Mount
FR20101FB	67-69 Camaro Floor Mount
FR20101CA	70-81 Camaro Floor Mount
FR20101VT	69-82 Corvette Floor Mount
FR20101-57	55-57 Chevy Floor Mount

This swivel floor mount makes installing a Flaming River tilt column in your classic simple and attractive. The machined aluminum ball swivels for easy positioning of the column at virtually any angle. Polished aluminum with satin back plate.



MADE IN THE USA



Swing Away - Column Drops - Key Mounts



Polished Open Column Drop
Machined from billet aluminum with a smooth radius edge. Measure top of hinge to center of column opening.

Polished V8 Column Drop
Unique styling in a column drop to complete your interior. Column drop features seamless split with radius edges. Polished billet aluminum finish.

Polished V8 Column Drop		Polished Open Column Drop	
1- 3/4 X 5- 1/2	FR20105V	1- 3/4 X 5- 1/2	FR20105-COPL
1- 3/4 X 6- 1/2	FR20106V	1- 3/4 X 6- 1/2	FR20106-COPL
2 X 5- 1/2	FR20110V	2 X 5- 1/2	FR20110-COPL
2 X 6- 1/2	FR20111V	2 X 6- 1/2	FR20111-COPL

Ignition Switch with Column Mount
A new billet aluminum column mount with ignition key provides a stylish way to mount your column and key. The reversible design can mount the key on either the left or right side of the column.

Billet Dash Mount with Ignition Key
Relocate your ignition switch under the dash with this stylish billet aluminum mount. It easily bolts to the stock dash for convenient mounting in Jeeps, Camaros, Chevelles, Street Rods, and limitless other applications. Ignition Switch and boot included.

Billet Column mount with ignition key and accessory

FR20114KYPL	Column mount Polished Finish
FR20114KY-2PL	Column mount with key with 12 V accessory Polished
FR20114SH-1	Shim to drop 3/4"
FR20114SH-2	Shim to drop 1-1/4"
FR20114SH-3	Shim to drop 2"

Billet dual mount with ignition key and accessory

FRIGN4-1	Mill Finish billet mount only
FRIGN4	Mill Finish w/key
FRIGN4-1PL	Polished billet mount only
FRIGN4PL	Polished w/key

Billet mount with ignition key

FRIGN3-1	Mill Finish billet mount only
FRIGN3	Mill Finish w/key
FRIGN3-1PL	Polished billet mount only
FRIGN3PL	Polished w/key



Swing Away Bracket and Swivel Mount Kit

This neat bracket kit enables you to mount a steering column and swing it to the side when entering or exiting the vehicle, similar to the early Thunderbird. It includes the bracket and swivel floor mount in 1-3/4 or 2 inch diameter. A column and column drop must be purchased separately. Can be used with your existing column. A three u-joint system is required.

Part No.	Style
FR1621	1-3/4 inch diameter kit - includes floor mount
FR1622	2- inch diameter kit - includes floor mount
FR1621-1	Swing-away bracket only - without floor mount



FR20114KYPL



FR20114KY-2PL
Column Mount



FRIGN4PL



FRIGN3PL

Dual Column Mount - FR20114KY-2PL
Ignition key switch and a convenient 12 V accessory. This mount not only provides a convenient mount for your ignition, but also includes a 12 Volt adapter to keep your cell phone charged or power other accessories while you're on the road. It can also be used to mount a headlight switch in place of the 12 Volt outlet. A protective rubber boot for the ignition switch and ignition key are also included.

Billet Joint®

BILLET-JOINT®

The Billet-Joint® Universal joints are CNC machined from aircraft steel to precision tolerances. The sealed needle bearing design will last ten times longer than a standard pin and block universal joint. The unique nickel plating prevents rust without the hassle of painting.

Satin Finish or Polished Finish

- Sealed Needle bearing design
- Electroless Nickel Plated for corrosion resistance



MADE IN THE USA

Part No.	Box /Column	Shaft
FR1700	3/4"	3/4"
FR1701	9/16"-26	3/4"
FR1709DD	9/16"-26	3/4" DD
FR1708	9/16"-26	3/4"-36
FR1737	9/16"-26	3/4"-48
FR1750	7/8"	3/4"-DD
FR1704	5/8"-36	3/4"
FR1722DD	5/8"-36	3/4" DD
FR1726	5/8"-36	3/4"-36
FR1749	5/8"-36	5/8"-36
FR1735DD	5/8"-36	1" DD
FR1703	3/4"-30	3/4"
FR1733DD	3/4"-30	3/4" DD
FR1724	3/4"-30	3/4"-36

Part No.	Box /Column	Shaft
FR1702	3/4"-36	3/4"
FR1715DD	3/4"-36	3/4" DD
FR1711	3/4"-36	3/4"-36
FR1720	3/4"-48	3/4"
FR1728DD	3/4"-48	3/4" DD
FR1729	3/4"-48	3/4"-36
FR1731	3/4"-48	3/4"-48
FR1727DD	3/4"-48	1" DD
FR1780	11/16"-36	3/4"
FR1783	11/16"-36	3/4" DD
FR1782	11/16"-36	3/4"-36
FR1718	13/16"-36	3/4"
FR1719DD	13/16"-36	3/4" DD
FR1723	13/16"-36	3/4"-36

Part No.	Box /Column	Shaft
FR1760	13/16"-36	13/16"-36
FR1744	13/16"-36	1"-48
FR1789-9	13/16"-36	1"
FR1758	13/16"-36	1" DD
FR1705	1"-48	3/4"
FR1712DD	1"-48	3/4" DD
FR1713	1"-48	3/4"-36
FR1706DD	3/4" DD	3/4"
FR1716DD	3/4" DD	3/4" DD
FR1748DD	7/8 DIA.	3/4" DD
FR1707DD	1" DD	3/4"
FR1746DD	1" DD	3/4"-30
FR1714DD	1" DD	3/4"-36
FR1717DD	1" DD	3/4" DD

Part No.	Box /Column	Shaft
FR1754DD	1" DD	1" DD
FR1743DD	1" DD	9/16"-26
FR1725DD	17mm DD	3/4"
FR1759DD	17mm DD	3/4" DD
FR1730DD	17mm DD	3/4"-48
FR1736DD	17mm DD	3/4"-36
FR1738	1"	1"
FR1740	1"	3/4"
FR1755C	5/8"-36	3/4" DD
FR1756C	5/8"-36	3/4"-36
FR1757C	5/8"-36	3/4"
FR1761	9/16"-36	9/16"-36
FR1762DD	9/16"-36	3/4" DD



Lifetime Serviceability

FLAMING RIVER CERTIFIED

Specialty u-joints fit Flaming River power rack

FR1789P	FR pyramid	3/4" DD
FR1789-P2	FR pyramid	3/4"-36
FR1789-P3	FR pyramid	1" DD

Flaming River Steering Box /Rack Sizes

Flaming River Power	Special pyramid
Vega & Corvair Box	5/8-36
Mustang & Mopar Box	3/4-36
All FR Manual racks	9/16-26
MG /Cobra Rack	3/4-48
Corvette 63-68	3/4-36
Corvette 69-82	3/4-30



Stainless Steel U-Joints



Billet-Joint® U-Joints



Mil Specification Linkage Joint (not for steering)



Chrome Moly Racing U-Joints



Forged True® Racing U-Joints



Stainless Steel Shafts

3/4-36 Splined or
Universal fit 3/4 DD...

FR1871-XSS - (4" to 36") Splined Stainless

Shafts are manufactured in 2" increments: 4" thru 36" lengths. Splined 2" on each side to allow for up to 2" of trim.

Spline Both Ends

Part No.	Shaft	Part No.	Shaft
FR1870-4	4"	FR1870-16	16"
FR1870-6	6"	FR1871-18	18"
FR1870-8	8"	FR1871-20	20"
FR1870-10	10"	FR1871-22	22"
FR1870-12	12"	FR1871-24	24"
FR1870-14	14"	FR1871-36	36"

Note: Add SS to Part No. for Polished Stainless
Single Spline 5" - 16" - 36" also available.

Stainless or Steel DD Shafts

Can be easily cut to desired length. (3/4" Round with two flats)
Drill two indents for set screws. Use red threadlocker and
tighten set screws. Stainless 304 shafts now available with or
without polishing.

Part No.	Description
FR1850	18" DD Carbon Steel
FR1850SS	18" DD Stainless Steel 304
FR1850SSPL	18" DD Polished Stainless Steel 304
FR1850-22	22" DD Carbon Steel
FR1850-22SS	22" DD Stainless Steel 304
FR1850-22SSPL	22" DD Polished Stainless Steel 304
FR1851	36" DD Carbon Steel
FR1851SS	36" DD Stainless Steel 304
FR1851SSPL	36" DD Polished Stainless Steel 304

Quick Order Kits

Save By Ordering U-Joints As A Kit



New Billet-Joints® Quick Order Kits **SAVE BY ORDERING U-JOINTS AS A KIT** Kit includes two needle bearing, electroless nickel plated Billet-Joints® and one extra long 22 inch DD shaft. See FRUJKT7 for three universal joint system

Part No.	Column/Rack	Application
FRUJKT1	1 DD x 9/16-26	Mustang Manual
FRUJKT2	1 DD x 5/8-36	Vega Box
FRUJKT3	1 DD x 3/4-36	Mustang Power
FRUJKT4	1 DD x FR Power	Flaming River Mustang Power
FRUJKT5	1 DD x 3/4-30	GM Power Box 78-present
FRUJKT6	1 DD x 13/16-36	GM Power Box 77-earlier
FRUJKT7	3/4 DD x 3/4 DD	Center u joint with support bearing/bracket only

New Stainless Quick Order Kits Same kits as listed above with Stainless u-joints

FRUJKT1SS	1 DD x 9/16-26	Mustang Manual
FRUJKT2SS	1 DD x 5/8-36	Vega Box
FRUJKT3SS	1 DD x 3/4-36	Mustang Power
FRUJKT4SS	1 DD x FR Power	Flaming River Mustang Power
FRUJKT5SS	1 DD x 3/4-30	GM Power Box 78-present
FRUJKT6SS	1 DD x 13/16-36	GM Power Box 77-earlier
FRUJKT7SS	3/4 DD x 3/4 DD	Center u joint with support bearing/bracket only (stainless)

MADE IN THE USA
Lifetime Serviceability

Stainless U-Joints & Shafting




MADE IN THE USA



Flaming River now introduces a new Stainless Steel Universal Joint series. Not all stainless steel universal joints are the same! We have carefully selected 303 Stainless Steel for its strength, superior corrosion resistance, and shine. Our stainless steel universal joints have such a precision machined finish that they look great right out of the box. Add some polishing and they are gorgeous! Satin Finish or Polished Finish

Part No.	Box /Column	Shaft
Mustang Manual		
FR2509DD	9/16"-26	3/4" DD
FR2508	9/16"-26	3/4"-36
Vega / Corvair		
FR2522DD	5/8"-36	3/4" DD
FR2526	5/8"-36	3/4"-36
GM Power box		
FR2533DD	3/4"-30	3/4" DD
FR2524	3/4"-30	3/4"-36
Mustang Power		
FR2515DD	3/4"-36	3/4" DD
FR2511	3/4"-36	3/4"-36
Other		
FR2528DD	3/4"-48	3/4" DD
FR2529	3/4"-48	3/4"-36
FR2583	11/16"-36	3/4" DD
FR2582	11/16"-36	3/4"-36
GM 77 and earlier		
FR2519DD	13/16"-36	3/4" DD
FR2523	13/16"-36	3/4"-36

Part No.	Box /Column	Shaft
FR2512DD	1"-48	3/4" DD
FR2513	1"-48	3/4"-36
FR2516DD	3/4" DD	3/4" DD
FR2514DD	1" DD	3/4"-36
FR2517DD	1" DD	3/4" DD
Late model GM power		
FR2559DD	17mm DD	3/4" DD
FR2530DD	17mm DD	3/4"-48
FR2536DD	17mm DD	3/4"-36
Chrysler		
FR2555C	5/8"-36C	3/4" DD
FR2556C	5/8"-36C	3/4"-36
FR2561	9/16"-36	9/16"-36
FR2562DD	9/16"-36	3/4" DD
FR power (Mustang app) Satin Polished		
FR2589P	FR Power	3/4 DD
FR2589P-2	FR Power	3/4-36
FR2589P-3	FR Power	1" DD



Stainless Steel Shafts

Flaming River now offers a complementing line of stainless steel shafts manufactured from high-quality 303 stainless. This is one of the best alloys of stainless steel for strength, corrosion resistance, and shine. Splined shafts have two inches of spline that can be easily trimmed one inch per side. DD shafts are available in two lengths which you can cut to size.

Part No.	Description
FR1850SS	18" DD Stainless Steel 304 Mill Finish
FR1850SSPL	18" DD Stainless Steel 304 Polished
FR1850-22SS	22" DD Stainless Steel 304 Mill Finish
FR1850-22SSPL	22" DD Stainless Steel 304 Polished
FR1851SS	36" DD Stainless Steel 304 Mill finish
FR1851SSPL	36" DD Stainless Steel 304 Polished

Stainless Pinch Bolt U-Joint



NEW - Stainless Pinch Bolt U-Joint

Stainless steel pinch bolt u-joints are manufactured with high quality CNC-machined 304 stainless steel yokes and crosses for strength and durability. The joints high strength shoulder bolt securely clamps the yoke to the shaft with a smooth, low-profile appearance to the installation. Complete range of part numbers available. Satin Finish or Polished Finish

Part No.	Description	Part No.	Description
FR2703	3/4-30 X 3/4	FR2718	13/16-36 X 3/4
FR2704	5/8-36 X 3/4	FR2719DD	13/16-36 X 3/4DD
FR2708	9/16"-26 X 3/4"-36	FR2722DD	5/8-36 X 3/4DD
FR2709DD	9/16-26 X 3/4DD	FR2723	3/4"-36 X 13/16"-36
FR2711	3/4"-36 X 3/4"-36	FR2725DD	17MMDD X 3/4
FR2715DD	3/4-36 X 3/4DD	FR2726	3/4"-36 X 5/8"-36
FR2716DD	3/4DD X 3/4DD	FR2733DD	3/4-30 X 3/4DD
FR2717DD	3/4DD X 1DD		



MADE IN THE USA



Vibration Resistor Universal Joints

Vibration Resistor U-Joints utilize a bushing system of thermoplastic rubber to absorb vibration or "road feel" from the steering system. This unique load absorbing material is resistant to oil, salt, and weather conditions. Overall length is 4-3/4 inches. Bushing side of u-joint is either 3/4" DD or 3/4"-36. Custom sizes available. Polished Finish Available.

Vibration Resistor: Universal Joints

Part No.	Female Box	Shaft
FR1880	3/4"-36	9/16"-26
FR1881	3/4"-36	5/8"-36
FR1882	3/4"-36	3/4"-30
FR1883	3/4"-36	3/4"-36
FR1884	3/4"-36	3/4"-48
FR1885	3/4"-36	13/16"-36
FR1886	3/4"-36	1"-48
FR1887	3/4"-36	3/4"DD
FR1888	3/4"-36	1"DD
FR1889	3/4"DD	9/16"-26
FR1897	3/4"DD	5/8"-36
FR1898	3/4"DD	3/4"-30
FR1899	3/4"DD	3/4"-48
FR1893	3/4"DD	13/16"-36
FR1894	3/4"DD	1"-48
FR1895	3/4"DD	3/4"DD
FR1896	3/4"DD	1"DD

Frame Mount Support Bearing Kit
This frame bracket allows for easy mounting of support bearing. Slotted for adjustability. Angled or Straight.



Part No	Description
FR1810KA	Angled Bracket with Support Bearing
FR1810KAC	Angled Bracket Chrome with Support Bearing
FR1810KS	Straight Bracket with Support Bearing
FR1810KSC	Straight Bracket Chrome with Support Bearing

Vibration Resistors

Flaming River offers a complete line of double universal joints. This design can accommodate up to a 60° angle. These double universal joints are also CNC machined and electroless nickel plated. Satin Finish or Polished Finish Custom sizes available.

Double U-Joints



Double U-Joints


Part No.	Female Box	Shaft
FR1790	3/4"-36	3/4" DD
FR1791	9/16"-26	3/4" DD
FR1792	3/4"-36	3/4"-36
FR1793	9/16"-26	3/4"-36
FR1794	3/4" DD	3/4" DD
FR1795	3/4"-30	3/4"-36
FR1796	3/4" DD	1"-48
FR1797	3/4"	3/4"
FR1798	3/4"-36	5/8"-36
FR1798-1	3/4"-36	3/4"-48
FR1798-2	3/4"	3/4" DD
FR1798-3	5/8"-36	3/4" DD
FR1798-4	7/8"	3/4"

Support Bearing

Whenever a system contains three joints, a double U-joint, or a vibration dampener, a support bearing is necessary. Available in Zinc, Stainless Steel, and polished Stainless Steel.



Part No	Description
FR1810	Support Bearing- Zinc Plated (3/4")
FR1811	Support Bearing- Stainless (3/4")
FR1811PL	Support Bearing- Polished-Stainless (3/4")



Frame Mount Support Bearing FR1812BI

A show quality billet support bearing mounts with two 1/4-20 fasteners. Polished aluminum 2-1/2 inch length to fit 3/4 shaft diameter.

Performance U-Joints

Low Profile 1.25 Inch Dia.

Forged True®



Racing U-Joints - Chrome moly 4130 Universal Joints
Flaming River has designed and manufactured a new chrome moly low profile, needle bearing universal joint. These needle bearing universal joints will outlast pin and block universal joints in racing applications and do not require lubrication. Up to a 35 degree angle. The strength rating is 400+ ft lbs. Black oxidized for corrosion resistance. New Stronger design can be used for street use.

Forged Universal Joints

These forged needle bearing universal joints are ideal for performance applications. These u-joints can be welded and pinned as required by sanctioning bodies. Available in most popular sizes including 3/4 inch smooth. Rated at 350+ ft lbs. Black oxidized for corrosion resistance.

Part No.	Description	Part No.	Description
FR2630	3/4 X 3/4	FR2635	3/4 X 3/4-36
FR2631	3/4 X 9/16-26	FR2636	3/4 X 13/16-36
FR2632	3/4 X 5/8-36	FR2637	3/4 X 3/4-48
FR2633	3/4 X 5/8-36C	FR2638	3/4 X 17mm DD
FR2634	3/4 X 3/4-30	FR2639	3/4 X 3/4-20

Part No.	Description	Part No.	Description
FR1910	3/4" X 3/4-30	FR1919	5/8"-36" X 5/8-36
FR1911	3/4" X 3/4-36	FR1920	3/4"DD X 3/4"DD
FR1912	3/4" X 13/16-36	FR1923	9/16"-26 X 3/4"-36
FR1913	3/4" X 5/8-36C	FR1924	9/16"-26 X 3/4"DD
FR1914	3/4" X 5/8-36	FR1925	3/4"-36 X 3/4"DD
FR1915	3/4" X 3/4-48	FR1934	1" DD X 3/4"DD
FR1916	3/4" X 3/4	FR1935	1" DD X 3/4"
FR1917	3/4" X 9/16-26	FR1967	9/16"-36 X 3/4"
FR1918	3/4" X 17 mm DD		



Couplers

FR1940	3/4 X 9/16-26	FR1943	3/4 X 5/8-36
FR1941	3/4 X 3/4-36	FR1944	3/4 X 3/4-30
FR1942	3/4-36 X 3/4-36	FR1945	3/4 DD X 3/4DD

Couplers are available for direct steering connections where an angle is not required. Couplers can also be used to extend the steering shaft. Overall length is 2 inches. Outside diameter is 1 inch except FR1942 (1-1/4")



Steel Pin and Block Universal Joint

The preferred choice of drag racers for the sleek and lightweight designed steering systems. These pin and block universal joints are available in both 1-1/4 inch outside diameter and the smaller 1 inch outside diameter designs.

Note: Racing design only - NOT recommended for street use.
Frequent lubrication is required

Part No.	Description 1-1/4 O.D.	Part No.	Description 1-1/4 O.D.
FR1900	3/4 X 3/4	FR1903	3/4 X 3/4-30
FR1901	3/4 X 9/16-26	FR1904	3/4 X 5/8-36
FR1902	3/4 X 3/4-36	FR1905	9/16 X 26 X 3/4-36

Description 1in. O.D.


FR1820	3/4 X 3/4	FR1821	3/4 X 9/16-26	FR1822	3/4 X 5/8-36
--------	-----------	--------	---------------	--------	--------------



MADE IN THE USA
Lifetime Serviceability



MADE IN THE USA



Mil-Specification Universal Joints

These universal joints are similar to military specification joints for aircraft and have become the select choice of drag racers due to the lightweight design. Lubricant filled silicone boot provides maintenance free operation for extended universal joint life. This boot is designed for high temperature environments with a continuous rating of 650°F. Please note nominal size is outside diameter. Not for street use.

SPECIFICATIONS- Per Spec. MIL-J-6193A

PART NO.	Nominal Size (IN.) O.D.*	O.D. "A" +.000" - .002	I.D. "G" +.004 - .001	Max Dia. "J" +1/64	Length "B" ±1/64	"C" Min.	"D" Min.
FR1800B8	1/2	.495	.375	29/32	2-5/16	5/8	11/16
FR1800B10	5/8	.620	.500	1-3/32	2-3/4	3/4	13/16
FR1800B12	3/4	.745	.625	1-1/32	3-3/16	7/8	15/16
FR1800B14	7/8	.870	.750	1-1/2	3-5/8	1	1-1/16

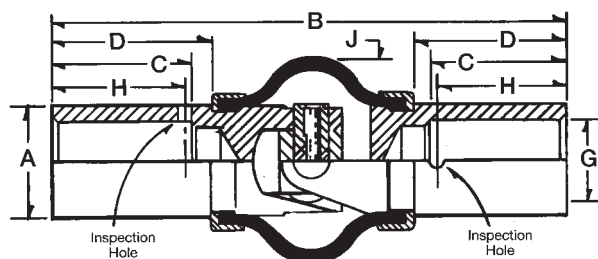
*OUTSIDE DIAMETER

PERFORMANCE- Per Spec. MIL-J-6193A

PART NO	"H" ±1/64	Wt. (Lbs)	Min. Ult. Static Torque (In. Lbs.)	Axial Tension & Comp. (Lbs.)	Tensional Play Max Degrees	Endurance Torque Test* (In. Lbs.)
FR1800B8	9/16	.079	675	1,000	0.62	90
FR1800B10	11/16	.133	1,200	1,500	0.50	162
FR1800B12	13/16	.212	2,100	2,000	0.42	285
FR1800B14	15/16	.314	3,500	3,500	0.36	450

IMPORTANT: This is a lightweight application that is not designed for circle track, street, or highway use and not recommended for steering. Please see inch lbs torque rating mil-specifications listed in the chart to determine if this is suitable for your application. Ideal for shifter linkage.

Not Recommended for Street Use



Tru-Shaft

From Drifts to Ditches

TIGHTEN YOUR STEERING with Tru-Shaft System Flaming River has designed the rugged Tru-Shaft steering shafts for popular GM late model trucks including the 2003-07 Hummer H2 and 1999-07 GM full-size pickups and SUVs - 1/2 and 3/4 ton, two and four-wheel drive (including Cadillac Escalade). Complete steering shaft, not just an intermediate shaft. Designed to eliminate free play for smoother precise steering control and longer life.

- One piece system with two universal joints
- Upper end installs directly to the steering column - no modification
- Robust electroless nickel plated, aircraft grade, steel shaft with 8 CNC-machined splines
- Heavy-duty shaft spring absorbs chassis flex road vibration with 3" of slip collapsibility
- Stainless steel, pinch-bolt style lower joint for performance, corrosion resistance, and positive trouble free installation
- Custom applications available for suspension and body lifts

Part No. Description

FR1516GM1	1999-2007 GM 1/2T 2WD, 4WD Truck
FR1516GM2	1999-2007 GM 3/4T 2WD, 4WD Truck
FR1516GM3	2003-2007 Hummer H2

Compare the difference!



MADE IN THE USA

Truck Slip Shafts



Smooth Out The Road

with an EZ Fit Steering Shaft Kit

Shaft kit features 3- inches of forward/back movement to absorb chassis flex and will collapse in the event of collision. We can make an EZ Fit shaft for any two u-joint system - just specify length, column, and box shaft size.

Part No.	Length	Column	Box
Custom Applications			
FR1857-10S	8-10"	Specify	Specify
FR1857-12S	10-12"	Specify	Specify
FR1857-14S	12-14"	Specify	Specify
FR1857-16S	14-16"	Specify	Specify
FR1857-20S	18-20"	Specify	Specify
FR1857-24S	22-24"	Specify	Specify
FR1857-26S	24-26"	Specify	Specify
FR1857-27S	25-27"	Specify	Specify
FR1857-30S	28-30"	Specify	Specify

- Shock Absorbing Design
- Factory assembled steering shaft system
- New Stainless Steel Design
- Install easily in minutes with ordinary hand tools
- No Cutting or Measuring - EZ fit Telescoping Action
- Splined shaft is the ultimate in strength and reliability



MADE IN THE USA

Part No.	Length	Column	Box
Jeep 72-86 power steering			
FR1857-JPS	34"-37"	1"-48	13/16-36
Jeep 72-86 manual steering			
FR1857-JPMS	34"-37"	1"-48	3/4-36
Jeep 87-95 power/manual			
FR1857-JP2S	34"-37"	1"DD	3/4-30
Ford 74-79 F150/250/350			
FR1857-FDS	19"-22"	3/4"-36	3/4-36
Ford 80-94 F150/250/350			
FR1857-FD2S	19"-22"	1"DD	3/4-36
Dodge 79-80 4 WD Tilt Also used for 77-78 manual			
FR1857-DOS	24"-26"	3/4"-36C	3/4-36
Dodge 79-80 4 WD w/o Tilt Also used for 77-78 manual			
FR1857-D02S	24"-26"	1" Smooth	3/4-36

Tech Note: Measure end of column shaft to end of rack or box spline, add 2-1/4 inches and 4-1/4 inches to the measurements separately. The number in between is the shaft length you will need. (round up to the nearest size)

Truck Steering Shaft Kit



DODGE

FORD

JEEP

GMC

CHEVY

Part No.	Year
DODGE RAM	
FR1517-76P	1976-78 Power
FR1517-76M	1976-78 Manual
FR1517-79P/M	1979-82 Manual
FR1517-83S	1983-90
FR1517-83T	1983-90
FR1517-79P/M	1991-93
FR1517-94V	1994
FR1517-96V	1995-98
FR1517-94	1994
FR1517-96	1995-98
FORD F150, F250, F350	
FR1518-36	1974-79
FR1518-1DD	1984-94
JEEP CJ-5, CJ-6, CJ-7, CJ-8	
FR1519-76P	1972-86
FR1519-76M	1972-86
JEEP Wrangler, CJ	
FR1519-87P/M	1987-95

Ideal for Lift Kits

These unique steering systems are designed to completely update the OEM steering system. The slip shaft kit includes a universal joint for the column, a slip-universal joint for the steering box or rack and pinion, a 36 inch DD shaft, which can be cut to size, and protective bellows. The system allows for two inches of slip and collapsibility.

- Vibration Upgrade Available
- Plating and Polishing Available
- All kits include two universal joints

The Key Solution



Billet Dash Mount with Ignition Key
Relocate your ignition switch with this stylish billet aluminum mount. Easily bolts to stock dash for convenient mounting. Switch, key, and protective boot are included.

Jeep Applications

Lifetime Serviceability

**FLAMING RIVER
CERTIFIED**



**MADE
IN THE USA**



**If it doesn't say Flaming River...
it just isn't good enough!**

EZ Fit Steering Shaft Kit



FR1857-JP2S	87-95 Wrangler Power & Manual
FR1857-JPS	72-86 Power Steering
FR1857-JPMS	72-86 CJ Manual
FR1857-JPMTLTS	72-86 Manual with FR Column
FR1857-JPTLTS	72-86 Power with FR Column

Slip collapsible shaft allows 3-inches of travel to absorb chassis flex. Connects steering column to steering box. Preassembled to your length.

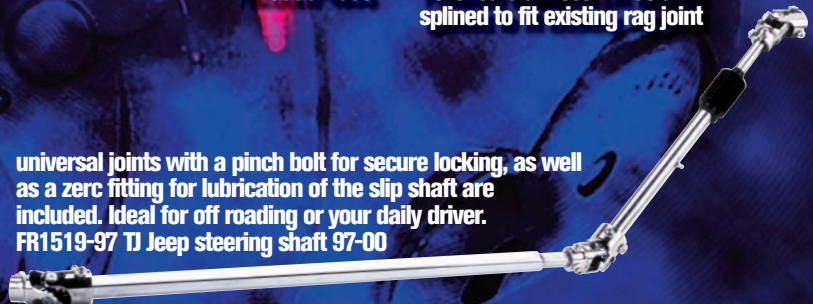
Tilt Steering columns are designed to install easily in virtually all trucks, SUV's, and Jeeps without airbags. GM wiring with turn signal and hazard is included. Paintable or Polished Stainless Steel custom columns are available to fit your existing rag joint. Or, you can upgrade your entire steering system with a new FR slip shaft, 1-inch DD column. See FRIGN3. Ignition and under dash mount sold separately.

FR20005	All Stainless Tilt Column
FR20005SS	Polished Stainless Tilt Column
FR20005-48	Stainless Tilt Column splined to fit existing rag joint
FR20005-48SS	Polished Stainless Tilt Column splined to fit existing rag joint

New Jeep Steering Shaft

1997-2000 New Jeep TJ Steering Shaft - This new slip and collapsible steering shaft kit is designed to eliminate any play in the factory system and to accommodate lift applications. It features three inches of total travel in the slip collapsible design and a protective bellow. Sealed, needle bearing

universal joints with a pinch bolt for secure locking, as well as a zerco fitting for lubrication of the slip shaft are included. Ideal for off roading or your daily driver.
FR1519-97 TJ Jeep steering shaft 97-00



Truck Steering Shaft Kit

The slip shaft kit includes a universal joint for the column, a slip-universal joint for the steering box or rack and pinion, a 36-inch DD shaft, which can be cut to size, and protective bellows. The system allows for three inches of slip and collapsibility. Custom applications available (Specify column and box size)

- Vibration Upgrade Available
- Plating and Polishing Available
- All Kits include two Universal-joints

Jeep Power Steering Boxes
Available in four ratios including the popular off road 17:1 style. Fits Jeeps 86-97 XJ, YJ, TJ and ZJ. Also can be used with CJ by installing shaft kit

FR1519-87P48 (sold separately).
FR1560 12:1 FR1561 14:1
FR1562 16:1




Part No.	Description
FR1519-76M	72-86 CJ Manual Steering Box 3/4-36
FR1519-76P	72-86 CJ Power Steering Box 13/16-36
FR1519-MTLT	72-86 Manual Steering w/ Flaming River Column
FR1519-PTLT	72-86 Power Steering w/ Flaming River Column
FR1519-86P/M	87-95 Power/Manual Steering Box 3/4-30
FR1519-97	97-00 TJ Power Jeep Steering Shaft



525 Style Steering Box
This steering box fits Jeep CJ and many popular 525 applications 24:1 ratio New, not rebuilt!

FR1543

Electronic Power Steering - Motorsport EPAS



The System that runs at Le Mans is now available to you!

Part No.	Application
FR40105	Kit including Motorsports EPAS, standard ECU and wiring loom
FR40105-1	Motorsports EPAS only (ECU and Wiring sold separately)
FR40105E	Standard ECU
FR40105UE	Competition ECU
FR40100W	Standard wiring loom
FR40110	Competition wiring Loom

Design your own wiring loom with connector kits

FR40100CN Connector kit for standard unit standard wiring loom kit

FR40110CN Connector kit for competition wiring loom

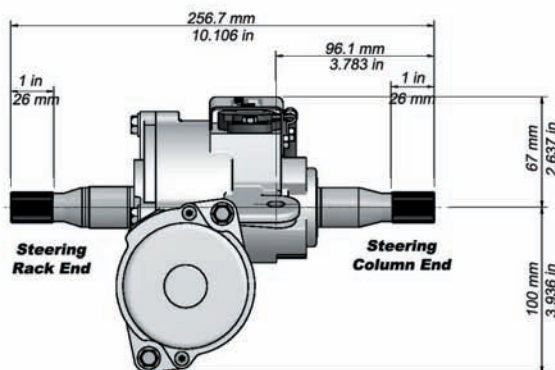
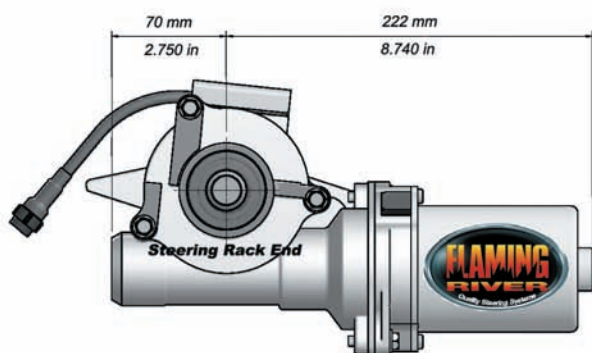
State-of-the-art Electronic Steering Control (ESC) module programmed to compensate for aerodynamic down force changes with speed/wind resistance, road/tire resistance on steering system.



Flaming River now offers Electronic Power Steering Systems with a choice of ECU's for your specific application. The standard application is ideal for hot rods and street performance. The new COMPETITION ECU takes performance to an all new level! The motorsports electric power steering kit includes electric power steering unit, ECU and wiring loom for the first complete aftermarket electric power steering system for classic, racing or hot rod. The motorsports unit mounts in line between the column and rack and pinion and is competition proven. The motorsport unit can also be used in classic applications. This sophisticated system includes electric power steering unit, ECU and wiring loom for a complete aftermarket system. The system offers significant benefits which can contribute to improved racing performance. By lowering weight, eliminating mechanical drag and reducing driver fatigue associated with conventional hydraulic systems, we've been able to cut lap times by more than a second in testing.

Complete Kit Includes ECU and Wiring Loom and Potentiometer

Coming Soon All New Electric Power Rack



Output Torque Figure: 0 - 51.1 ft lbs (0 - 70Nm)
Note: Output torque figure is quoted for an input torque figure of 7.3 ft lbs (10Nm).
Average Power Consumption 8 Amps (Highway Driving Conditions)

OVERALL DIMENSIONS

FR40105 Motorsport Electric Power Steering specifications are:

- Diagnostic software available
- Adjustable steering effort with driver control
- Calibration without a laptop
- Average power consumption only 8 amps
- Stand alone system • Weighs only 13.6 lbs.
- Racer Programs Available
- No need to upgrade alternator or battery



New Rack & Pinion Cradle Cradle Kits



A rear suspension kit for a 64-67 Chevelle, featuring a black frame, coil springs, and shock absorbers. The kit is shown against a background of a red Chevelle car.

64-67 Chevelle



A front suspension kit for a 63-82 Corvette Power, featuring a purple frame, coil springs, and shock absorbers. The kit is shown against a background of a blue Corvette car.

**63-82 Corvette
Power**



A rear suspension kit for a 58-64 Impala, featuring an orange frame, coil springs, and shock absorbers. The kit is shown against a background of a white Impala car.

58-64 Impala

Award Winning Cradle Kits

All New Rack & Pinion

Bolt in Cradle Rack and Pinion Systems for classic, performance and muscle cars.



US PATENT NO.
US 7,290,778



Flaming River's Rack & Pinion steering systems continue to expand by customer demand. This popular concept enables the classic vehicle to have modern steering without any chassis modification - no cutting, drilling or welding required! The welded jig fixtured cradle concept incorporates into the original mounting location eliminating worn out old steering parts. The cradle integrates with the

chassis and maintains original suspension. The cradle not only correctly positions the rack & pinion but also adds support independently of the suspension parts. Rack & pinion steering is not only lighter but more responsive than the recirculating ball steering box. All Flaming River rack & pinion systems retain the FULL TURNING RADIUS from factory.



Full Turning Radius



No Frame removal



No Welding

Flaming River rear steer cradle technology is a patented design.



- Today's Steering Technology. . .
- Made In the USA and Flaming River Certified New!
- Bolts in original steering box location and provides full turning radius!
- Flaming River rear steer cradle Technology is a patented design.



Ultra-Clearance Headers Available

Ultra-angle Headers
Unique angle designed to leave room for steering u-joints - what a concept! No hassle installation makes fit virtually universal. Coating optional

Rack & Pinion Cradle System



**MADE
IN THE USA**



The Most Complete Kit

- Tilt Column • Mounting Hardware
- Wiring Connector • Universal Joints
- Power Steering Pump • Bracket and Billet Pulley
- Polished Aluminum Mounting Reservoir
(Hoses sold separately)

Lifetime Serviceability

**FLAMING RIVER
CERTIFIED**



Flaming River Certified
The Flaming River Certified imprint and the logo located on our product indicates the product has been tested to exacting standards.

***If it doesn't say Flaming River...
It just isn't good enough!***

1965-70 Mustang Power Rack & Pinion Cradle System



LIFETIME SERVICEABILITY

Direct Bolt In Power Rack and Pinion Cradle Kit

Bolts into existing chassis with no suspension modification



1965-70 Mustang Patent No. US 7,290,778


Complete Power Conversion Kits with Tilt Column

NEW POWER STEERING

We now have power steering available for modern driving comfort, especially when parking. Variable pressure pump for true driving performance. The cradle mounts in the original chassis location. No suspension modification is required and the center support does not have to be removed. Kit includes everything mentioned in the manual but also includes power rack and pinion, pump complete with mounting bracket, fittings, and our billet power steering reservoir which includes a baffle to prevent foaming. Outer tie rod ends and hoses sold separately. All power steering kits come with or without the tilt column. Fits 289 - 302 ci engines, Flaming River Headers recommended.

Complete power steering kits

FR300PW1	Mustang Power Kit with paintable tilt column
FR300PW1PL	Mustang Power Kit with polished tilt column
FR300NP1	No Column Original spindle



MADE IN THE USA



The Most Complete Kit

- Tilt Column • Mounting Hardware
- Wiring Connector • Universal Joints
- Patented Rack And Pinion Cradle System
- Power Steering Pump
- Bracket And Pulley
- Polished Aluminum Mounting Reservoir (Hoses sold separately)

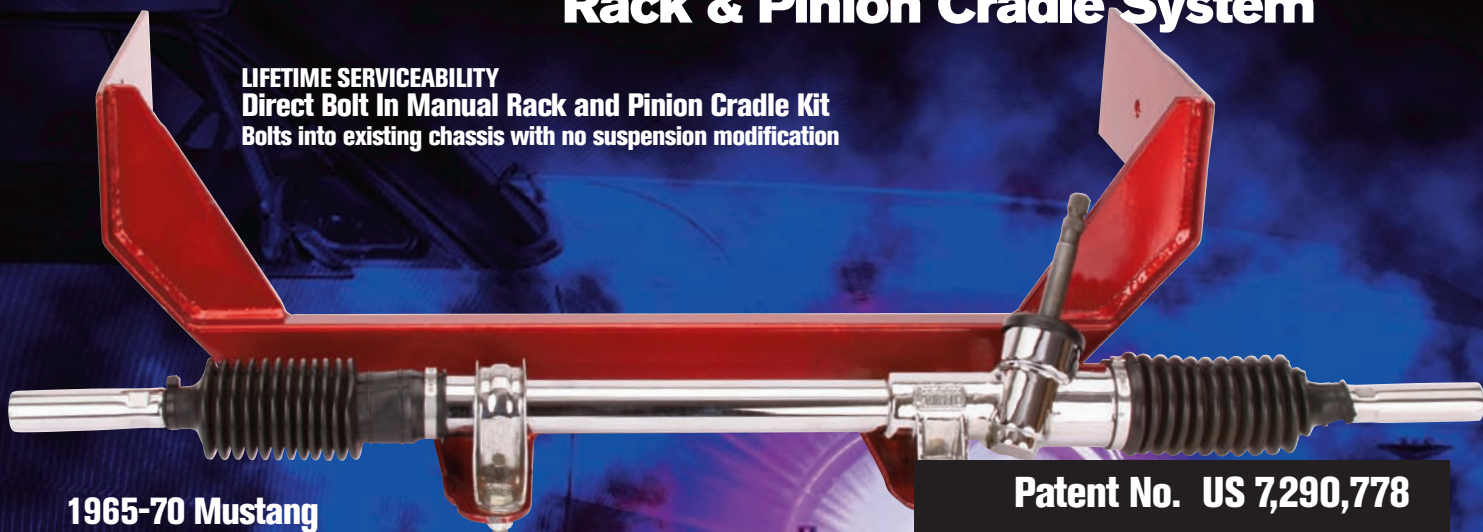
Ultra-Angle Headers

Unique angle designed to leave room for steering u-joints - what a concept! No hassle installation makes fit virtually universal. Coating optional FR50003C



1965-70 Mustang Manual Rack & Pinion Cradle System

LIFETIME SERVICEABILITY
Direct Bolt In Manual Rack and Pinion Cradle Kit
Bolts into existing chassis with no suspension modification



Patent No. US 7,290,778

1965-70 Mustang Complete Manual Conversion Kits with Tilt Column

Why not upgrade your steering?

Flaming River has designed a direct bolt in rack and pinion steering system for your Classic Mustang. The custom designed quick ratio rack and pinion offers full turning radius and travel, and it also mounts in the original chassis hole locations with no modification required. The kit is designed to work with other aftermarket components such as headers. The kit includes an all new tilt steering column with universal joints, shaft support bearing, as well as a cradle with rack and pinion mounting clamp, and all Grade 8 mounting hardware. The most complete kit on the market. Fits all motors including 351C with stock manifolds and automatic transmission

Classic Mustang 65-70 New kit - designed to work with small block, big block and all headers

FR300-65HR	Original spindle, tilt column for aftermarket steering wheel
FR300-65MUHR	Original spindle, tilt column for Ford Mustang steering wheel
FR300KTHR	Granada spindle, tilt column for aftermarket steering wheel
FR300KTHRPL	Granada spindle, polished tilt column for aftermarket steering wheel
FR300KTMUHR	Granada spindle, tilt column Ford Mustang wheel
FR300KTMUHRPL	Granada spindle, polished tilt column Ford Mustang steering wheel
FR300-65HRNC	Original spindle no column
FR300KTHRNC	Granada spindle no column



Ultra-Angle Headers
Available FR50003C



**MADE
IN THE USA**

The Most Complete Kit

- Tilt Column
- Mounting Hardware
- Wiring Connector
- Universal Joints
- Shaft
- Patented Rack And Pinion Cradle System

- Kits are designed to work with SB, BB, 351W, and 351C with or without headers.
- Full turning radius.
- True rack and pinion technology features a quick ratio rack and pinion with 3- 1/2 turns lock to lock.
- No chassis or suspension modifications required
- Kits can be purchased with or without tilt steering column.



Lifetime Serviceability

**FLAMING RIVER
CERTIFIED**

Flaming River Certified
The Flaming River Certified imprint and the logo located on our product indicates the product has been tested to exacting standards.

1955-56 Chevy Rack & Pinion Cradle System



**MADE
IN THE USA**

LIFETIME SERVICEABILITY
Direct Bolt In Manual or Power
Rack and Pinion Cradle Kit

Bolts into existing chassis with
no suspension modification

Manual kit pictured



1955-56 Chevy Rack & Pinion Cradle Systems

Flaming River has engineered the popular rack and pinion cradle systems for the 55-57 Chevy with power or manual steering. This system replaces the early long shaft steering box with an optional new TILT column. All mounting hardware, universal joints, pump, bracket and reservoir are also included for a complete kit. Hoses

are sold separately. By mounting the rack on a cradle system, we not only reinforce the chassis, but also provide increased ground clearance. This true fixture welded mounting cradle fits between the frame rails and bolts in place using the original chassis location. No suspension modification is required and the system installs easily with hand tools. Full turning radius is engineered into the system.

55-56 Rack and Pinion Cradle System
complete with NEW TILT Floor Shift Column
and all mounting accessories

Part No.	Floor Shift
FR306KT	55-56 Manual with floor shift column
FR307KTPW	55-56 Power with floor shift column

55-56 Rack and Pinion Cradle System
complete with NEW TILT Column Shift and all mounting
accessories

Part No.	Column Shift
FR309KT	55-56 Manual with column shift
FR309KTPW	55-56 Power with column shift

Same as above with polished stainless column add "PL" to
part number

Part No.	Cradle Kit Only (without column or u-joints)
FR306NM	55-56 Manual Cradle without column
FR307NP	55-56 Power Cradle without column



Choice of Column Shift or
Floor Shift Column

The Most Complete Kit - Manual

- Tilt Column
- Mounting Hardware
- Wiring connector
- Universal Joints
- Patented Rack And Pinion cradle system
- Swivel Floor Mount For Easy Column Installation



Flaming River Certified
The Flaming River
Certified imprint and the
logo located on our
product indicates the
product has been tested
to exacting standards.

Lifetime Serviceability

**FLAMING RIVER
CERTIFIED**

1957 Chevy Rack & Pinion Cradle System

Patent No. US 7,290,778



LIFETIME SERVICEABILITY
Direct Bolt In Manual or Power
Rack and Pinion Cradle Kit

Bolts into existing chassis with
 no suspension modification

Power
 kit pictured

57 Rack and Pinion Cradle System
 complete with NEW TILT Floor Shift Column and all mounting
 accessories

Part No.	Floor Shift
FR308KT	57 Manual with floor shift column
FR308KTPW	57 Power floor shift column

57 Rack and Pinion Cradle System
 complete with NEW TILT Column Shift and all mounting
 accessories

Part No.	Column Shift
FR310KT	57 Manual with column shift
FR311KTPW	57 Power with column shift

Same as above with polished stainless column add
 "PL" to part number

Part No.	Cradle Kit Only (without column or u-joints)
FR306NM	57 Manual Cradle without column
FR307NP	57 Power Cradle without column

Choice of Column Shift or Floor Shift Column



Available with or
 without tilt steering column



**MADE
 IN THE USA**



Ultra-angle Headers
 Unique angle designed to
 leave room for steering
 u-joints - what a concept!
 No hassle installation makes fit
 virtually universal.
 Coating optional
 FR50001
 Coated FR50001C

The Most Complete Kit - Power

- Tilt Column • Mounting Hardware
- Wiring connector • Universal Joints
- Patented Rack And Pinion Cradle System
- Power Steering Pump With Bracket And Pulley
- Polished Aluminum Mounting Reservoir
 (Hoses sold separately)
- Swivel Floor Mount For Easy Column Installation



1967-69 Camaro Power Rack & Pinion Cradle System



LIFETIME SERVICEABILITY
Direct Bolt In Small and Big Block
Power Rack and Pinion Cradle Kit
Bolts into existing chassis with
no suspension modification



Small Block Cradle

1967-69 Camaro Complete POWER Conversion Kit with Tilt Column

Kits Are Available
with or without
Tilt Column

BIG BLOCK Rack and Pinion Kits Camaro 1967-69

Now the popular Flaming River Rack and Pinion Steering System is also designed for Big Block applications! Precision fixture welded cradles are designed with the appropriate clearance for power rack and pinion steering. Structurally reinforced system cradles your rack.

FR303PWB Complete power installation kit with column 67-68 Camaro includes rack, pump, mounting hardware and universal joints

FR304PWB Complete power installation kit with tilt key column 69 Camaro includes rack, pump, mounting hardware and universal joints (note pump bracket and hoses not included)

Flaming River has designed a patented cradle rack and pinion cradle system for the 67-69 Camaro available in power or manual. All new rack and pinion quick ratio design offers full turning radius. The true fixture welded cradle mounts into the original chassis hole location with no modification required and installs easily with hand tools. The kit is designed to work with other aftermarket components such as headers. The most complete kit on the market. Available with or without tilt steering column.

SMALL BLOCK Rack and Pinion Kits Camaro 1967-69

FR304RCPW 67-69 Camaro cradle rack & pinion system w/o tilt column. This kit does NOT include tilt column, pump, u-joints or mounting accessories - fasteners included.

FR304NCPW 67-69 Camaro cradle rack & pinion system w/o tilt column. Includes u-joints, shafts, and support bearing.

FR303PW 67-68 Camaro complete installation kit with tilt column, u-joints, shafts, pump (w/o bracket) and all wiring connectors including hazards and mounting accessories.

FR304PWK 69 Camaro complete installation kit with tilt key column, u-joints, shafts, pump (w/o bracket) and all wiring connectors including hazards and mounting accessories.



MADE IN THE USA

The Most Complete Kit - Power

- Tilt Column (Paintable Mill Finish)
- Mounting Hardware
- Wiring Connector • Universal Joints
- Patented Rack And Pinion Cradle System
- Power Steering Pump And Pulley
- Polished Aluminum Mounting Reservoir

(Hoses sold separately)



Ultra-angle Headers
Unique angle designed to leave room for steering u-joints - what a concept! No hassle installation makes fit virtually universal. Coating optional

1967-69 Camaro Manual Rack & Pinion Cradle System

Lifetime Serviceability

**FLAMING RIVER
CERTIFIED**


MADE IN THE USA

Patent No. US 7,290,778

Big Block Cradle

**1967-69 Camaro
Complete MANUAL Conversion
Kit with Tilt Column**

MANUAL Rack and Pinion Kits Camaro 1967-69

Flaming River has designed a patented cradle rack and pinion cradle system for the 67-69 Camaro available in power or manual. All new rack and pinion quick ratio design offers full turning radius. The true fixture welded cradle mounts into the original chassis hole location with no modification required and installs easily with hand tools. The kit is designed to work with other aftermarket components such as headers. The most complete kit on the market. Available with or without tilt steering column.

FR303RC	67-68 Camaro cradle rack & pinion system only. This kit does NOT include tilt column, u-joints, or mounting accessories.
FR303NC	67-69 Camaro cradle rack & pinion system w/o tilt column. Includes u-joints, shafts, and support bearing.
FR303KT	67-68 Camaro cradle rack & pinion system complete installation kit with tilt column and all mounting accessories.
FR304KT	69 Camaro cradle rack & pinion system complete installation kit with tilt column and all mounting accessories

BIG BLOCK Rack and Pinion Kits Camaro 1967-69

Now the popular Flaming River Rack and Pinion Steering System is also designed for Big Block applications! Precision fixture welded cradles are designed with the appropriate clearance for your choice of power or manual rack and pinion steering. Structurally reinforced system cradles your rack.

FR303KTB	Complete manual installation kit with tilt column, universal joints and all mounting accessories 67-68 Camaro
FR304KTB	Complete manual installation kit with tilt column, universal joints and all mounting accessories 69 Camaro




The Most Complete Kit - Manual

- Tilt Column • Mounting Hardware
- Wiring connector • Universal Joints
- Patented Rack And Pinion cradle system

1969 Key column optional



Tilt Column
Optional



1970-81 Camaro Power and Manual Rack & Pinion Cradle System

LIFETIME SERVICEABILITY

Direct Bolt In Manual or Power Rack and Pinion Cradle Kit

Bolts into existing chassis with no suspension modification

1970-81 Camaro Complete Conversion Kit with Key Tilt Column

This new bolt-in rack and pinion cradle is available in power and manual. This unique new style of steering system utilizes the original inner and outer tie rods ends. This makes for simple installation and maintains the original pivot position as well as turning radius. No cutting, welding or drilling to the chassis - it bolts into the existing steering box holes. Easily converts this steering box application to rack and pinion steering without any chassis modification. The most complete kit on the market.

Part No.	Application
FR316KTPW	70-81 Power Kit with Ignition Key Tilt Column
FR316KTMN	70-81 Manual Kit with Ignition Key Tilt Column
FR316KTQR	70-81 Manual Kit with Ignition Key Tilt Column, Quick Ratio



MADE IN THE USA



Hose Kits sold separately



Ultra-angle Headers
Unique angle designed to leave room for steering u-joints - what a concept! No hassle installation makes fit virtually universal. Coating optional.



The Most Complete Kit

- Tilt Column • Mounting Hardware • Wiring Connector
- Universal Joints • Rack And Pinion Cradle System
- Polished Aluminum Mounting Reservoir (Hoses sold separately)
- Power Steering Pump And Pulley

1962-67 Nova Power and Manual Rack & Pinion Cradle System



FR305KTPW Rear Steer

FR305FS Front Steer

LIFETIME SERVICEABILITY Direct Bolt In Manual or Power Rack and Pinion Cradle Kit

Bolts into existing chassis with no suspension modification

1962-67 Nova Front Steer Ultimate Clearance Kit

Front Steer Rack and Pinion improved clearance allows use of virtually any oil pan. The front steer design is achieved by reversing the OE spindle arms. This moves the rack forward and out of the way of the oil pan as well as accommodating both Big Block and Small Block engines.

Part No. FR305FS

- All NEW Power Rack and Pinion
- Full turning radius with more than 6 inches of travel
- Adjustable Billet Mounts
- Tilt Column and mounting hardware included (hoses sold separately)

Flaming River Certified
The Flaming River
Certified imprint and the
logo located on our
product indicates the
product has been tested
to exacting standards.

Lifetime Serviceability

**FLAMING RIVER
CERTIFIED**

The kit includes the cradle, quick ratio manual rack and pinion, clamp for rack and pinion complete with mounting bushing, Grade 8 fasteners for cradle installation, tilt column with mount, wiring connectors, and chrome moly universal joints for improved angle with intermediate shaft.

The Most Complete Kit



Update your Nova with Responsive Quick Ratio Steering - Power or Manual

Early Nova Rack and Pinion Cradle System with Paintable Mill Finish TILT Column Flaming River has now engineered a manual rack and pinion cradle system for the early Nova 1962-67. This system replaces the early long shaft steering box with a new TILT column. The true fixture welded mounting cradle fits between the frame rails and bolts in place using the original chassis location. The system installs easily with hand tools (some modification required.) It provides full turning radius with a much more responsive steering system than the original.

Rear Steer

FR305KT	62 67 Nova Manual Rack and Pinion Cradle System with TILT Column
FR305KTPW	62 67 Nova Power Rack and Pinion Cradle System with TILT Column

Front Steer

FR305FS	62 67 Nova Power Rack and Pinion Cradle System with TILT Column
---------	---



**MADE
IN THE USA**

Lifetime Serviceability

1968-72 Chevelle Power and Manual Rack & Pinion Cradle System

LIFETIME SERVICEABILITY
Direct Bolt In Power Rack
and Pinion Cradle Kit

Bolts into existing chassis with
no suspension modification



2007 SEMA Best New
Product Winner



Flaming River has introduced a rack & pinion cradle steering system for the 1968 to 1972 Chevrolet Chevelle and El Camino. Also includes: Buick Skylark/GS, Oldsmobile Cutlass/4-4-2 and Pontiac LeMans/GTO, plus other GM A bodies. The rack & pinion cradle systems use Flaming River's new, unique TravelBar which connects new tubular inner tie rod ends at the original pivot points, reducing bump steer. The jig-welded cradle system bolts into the original chassis locations. Tilt Column included (mill finish stainless) All mounting hardware, universal joints and shafting included. Also included in the power steering kit is the power steering pump and the remote reservoir. Hoses not included.



Kits Are Available
with or without
Tilt Column

Part No. Application

FR313KT Power Rack and Pinion Kit 68-72 Chevelle and GM "A" bodies with Flaming River Tilt column

FR313KTNC Power Rack and Pinion Kit 68-72 Chevelle and GM "A" bodies with out column

FR315KT Manual Rack and Pinion Kit 68-72 Chevelle and GM "A" bodies with Flaming River Tilt column

FR315KTNC Manual Rack and Pinion Kit 68-72 Chevelle and GM "A" bodies with out column



MADE IN THE USA



The Most Complete Kit

- Tilt Column • Mounting Hardware
- Wiring Connector • Universal Joints
- Rack And Pinion Cradle System
- Power Steering Pump and Pulley
- Shafting
- Polished Aluminum Mounting Reservoir (Hoses sold separately)

Flaming River Certified

The Flaming River Certified imprint and the logo located on our product indicates the product has been tested to exacting standards.

Lifetime Serviceability

FLAMING RIVER
CERTIFIED

Ultra-angle Headers
 Unique angle designed to leave room for steering u-joints. What a concept! No hassle installation makes fit virtually universal. Coating optional

FR50001 Standard
FR50001C Coated



Small Block

1964-67 Chevelle Power and Manual Rack & Pinion Cradle System



New Sway Bar Included

Part No.
FR330KT

Application
64 - 67 Chevelle Power Rack and Pinion Cradle Kit with new sway bar

The cradle system for 64-67 Chevelle uses a travel bar design to properly position the steering pivot points to the original location and deliver the original turning radius. The travel bar system features a stabilizer guide clamp that provides added stability while driving. The 64-67 Chevelle system uses the factory tie rods to connect the travel bar to the spindles. The system installs in the original mounting holes for the steering box and idler arm assembly. The system does not require any cutting, drilling or welding and installs using basic hand tools.



The Most Complete Kit

- Tilt Column (Paintable Mill Finish)
- Mounting Hardware
- Wiring Connector • Universal Joints
- Rack And Pinion Cradle System
- Power Steering Pump and Pulley • Shafting
- Polished Aluminum Mounting Reservoir (Hoses sold separately)




FR1610 Power Steering Hoses

FR1610

FR Billet-Power Series Rack & Pinion with remote reservoir 30" pressure, return and feed

- All pressure ends are crimped fittings eliminating the banjo fittings
- Can be mounted straight off AN fitting or at 90 degrees
- AN Fittings included for convenience of assembly.
- Hose angles can be rotated to almost any position
- Custom hose lengths available through our custom program.

MADE IN THE USA



C-10 Chevy Truck Power R&P Cradle System



**MADE
IN THE USA**

LIFETIME SERVICEABILITY

Direct Bolt In Power Rack and Pinion Cradle Kit

Bolts into existing chassis with no suspension modification



1973-87 C-10 Chevy Truck Power Rack & Pinion Cradle Conversion Kit

Lifetime Serviceability

**FLAMING RIVER
CERTIFIED**

- One piece formed cradle design
- Built in skid protection
- Solid Plate Steel - 3/8 inch for increased strength
- Features new front steer power tubular style rack and pinion
- Rack and pinion features almost .98 inch rack shaft for increased strength and billet servo valve for cooler operation
- Tilt column with GM ignition Key included with kit for easier installation and the added convenience of tilt.

Part No.

Application

FR318KT 73-87 C10 Rack & Pinion Kit with Paintable Column

FR318KTPL 73-87 C10 Rack & Pinion Kit with Polished Column



The Most Complete Kit

- Tilt Column
 - Mounting Hardware
 - Wiring Connector
 - Universal Joints
 - Power Steering Pump With Bracket And Pulley
 - Polished Aluminum Mounting Reservoir
- (Hoses sold separately)

1963-82 Corvette Rack & Pinion Cradle System

LIFETIME SERVICEABILITY

Direct Bolt In Power & Manual Pinion Cradle Kit

Bolts into existing chassis with no suspension modification

MADE IN THE USA

New Power Cradle Shown - FR312PW

1963-82 Corvette Complete Conversion Kit

A new power or manual rack and pinion cradle system is now available for improved horsepower, performance, and road handling. Kit includes hardware, universal joints, cradle, and quick ratio rack and pinion. Adapts to your existing steering column.

Patent No. US 7,290,778

The Most Complete Kit



FR312KT

63-82 Corvette Manual rack and pinion kit (column not included)
Modifications may be required

FR312PW

63-82 Corvette Power rack and pinion kit (column not included)
Modifications may be required

- Patented Rack And Pinion Cradle System • Universal Joints
- Shaft • Mounting Hardware • Support Bearing Kit

Tilt Steering Column 1963-68 Vette Design is similar to the styling of the original straight column right down to the 1-1/2 inch diameter tube. This all new steering column fits into the original dash mount and with the modern convenience of TILT steering. The column features a splined input shaft for connection to your existing steering. Available in Paintable or Polished Stainless Steel.



Corvette Wheel Adapter (FR2000VT-AD)

This custom polished aluminum adapter is designed to mount your original Corvette steering wheel to the Flaming River Tilt Column.

Corvette 69-82 C3 Tilt Column with Built In GM Key
The C3 Corvette Classic Series one-piece Key at 3 o'clock housing features an integral ignition switch at the original location! Tilt column (not telescopic) Available in paintable, polished plus black powder coat finishes. Installation kit FRCA108 recommended.

Part No.

Finish

FR30005 Paintable Stainless

FR30005BK Black Powder coat

FR30005SS Polished Stainless

Part No.	Finish	Part No.	Application
Corvette 1963-66 3/4"-36			
FR2000VT	Mill Stainless	FR2000VTA	When using FR adapter
FR2000VTBK	Black Powder coat	FR2000VTBKA	When using FR adapter
FR2000VTSS	Polished Stainless	FR2000VTSSA	When using FR adapter
Corvette 1967-68 1"-48			
FR2001VT	Mill Stainless	FR2001VTA	When using FR adapter
FR2001VTBK	Black Powder coat	FR2001VTBKA	When using FR adapter
FR2001VTSS	Polished Stainless	FR2001VTSSA	When using FR adapter



58-60 Impala Power Rack & Pinion Cradle System



Complete with New Tilt Column

The new Flaming River 58 - 64 Impala Power Rack and Pinion Cradle Kit has over 6" of travel and provides The Full Lock to Lock Turning Radius - it is a completely new unit and it allows for an adjustable pinion angle. There is no core charge required, and is Made in the USA. The cradle system for 58 - 64 Impala uses a travel bar design to properly position the steering pivot points to the original location and deliver the original turning radius. The travel bar system features a stabilizer guide clamp that provides added stability while driving. The 58 - 64 Impala system uses the factory tie rods to connect the travel bar to the spindles. The system installs in the original mounting holes for the steering box and idler arm assembly. The system does not require any cutting, drilling or welding and installs using basic hand tools.



Part No.	Application
FR331KT	58-60 Impala with Floorshift Column SB Power
FR332KT	58-60 Impala with Columnshift Column SB Power
FR334KT	58-60 Impala with Floorshift Column SB Manual
FR335KT	58-60 Impala with Columnshift Column SB Manual
FR337KT	58-60 Impala with Floorshift Column BB Power
FR338KT	58-60 Impala with Columnshift Column BB Power
FR340KT	58-60 Impala with Floorshift Column BB Manual
FR341KT	58-60 Impala with Columnshift Column BB Manual

- Tilt Column (Paintable Mill Finish) • Mounting Hardware
- Wiring Connector • Universal Joints
- Rack And Pinion Cradle System
- Polished Aluminum Mounting Reservoir (Hoses sold separately)
- Power Steering Pump And Pulley

61-64 Impala Power Rack & Pinion Cradle System



Part No.	Application
FR343KT	61-62 Impala with Floorshift Column SB Power
FR344KT	61-62 Impala with Columnshift Column SB Power
FR346KT	61-62 Impala with Floorshift Column SB Manual
FR347KT	61-62 Impala with Columnshift Column SB Manual
FR349KT	61-62 Impala with Floorshift Column BB Power
FR350KT	61-62 Impala with Columnshift Column BB Power
FR352KT	61-62 Impala with Floorshift Column BB Manual
FR353KT	61-62 Impala with Columnshift Column BB Manual

Part No.	Application
FR355KT	63-64 Impala with Floorshift Column SB Power
FR356KT	63-64 Impala with Columnshift Column SB Power
FR358KT	63-64 Impala with Floorshift Column SB Manual
FR359KT	63-64 Impala with Columnshift Column SB Manual
FR361KT	63-64 Impala with Floorshift Column BB Power
FR362KT	63-64 Impala with Columnshift Column BB Power
FR364KT	63-64 Impala with Floorshift Column BB Manual
FR365KT	63-64 Impala with Columnshift Column BB Manual

1957 Chevy Right Hand Drive Power R&P Conversion Kit



LIFETIME SERVICEABILITY
Direct Bolt In Power

Right Hand Drive Rack and Pinion Cradle Kit

Bolts into existing chassis with no suspension modification



1957 Chevy RHD Power Rack & Pinion Cradle Conversion Kit

- NEW RHD Bolt-In Rack and Pinion Cradle Kits
- All NEW Power Rack -Lifetime Serviceability
- Billet-Joint® and Column Adapter included
- Stronger Rack Gear - 1 inch Diameter
- More Than 6 inches of Travel

Right Hand Drive 57 Chevy Rack and Pinion System (For Export) Requested by Australian marketplace.. this RHD rack and pinion cradle kit, provides easy conversion from steering box to rack and pinion. Features our new Billet-Rack™ with more than 6 inches of travel for full turning radius.

Part No.	Application
FR324PWRH	55-56 Power RHD Cradle Kit with Paintable Column Shift Tilt Column
FR325PWRH	55-56 Power RHD Cradle Kit with Paintable Floor Shift Tilt Column
FR326PWRH	57 Power RHD Cradle Kit with Paintable Floor Shift Tilt Column
FR327PWRH	57 Power RHD Cradle Kit with Paintable Column Shift Tilt Column
FR328PWRH	65-70 Mustang Power RHD Cradle Kit with Paintable Floor Shift Tilt Column
FR329RH	65-70 Mustang Manual RHD Cradle Kit with Paintable Floor Shift Tilt Column

Add PL to part number for polished column

The Most Complete Kit

- Mounting Hardware
- Wiring connector
- Universal Joints
- Rack And Pinion Cradle System
- Power Steering Pump With Bracket And Pulley
- Polished Aluminum Mounting Reservoir (Hoses sold separately)
- Swivel Floor Mount For Easy Column Installation



1965 - 70 Mustang RHD Power & Manual Rack & Pinion Cradle Conversion Kit



1955-57 Thunderbird Power R&P Cradle System



LIFETIME SERVICEABILITY
Direct Bolt In Power
Rack and Pinion Cradle Kit
 Bolts into existing chassis with
 no suspension modification



Part No.	Application
FR314KT1	Power Rack with Tilt column for aftermarket wheel
FR314KT1PL	Power Rack with Tilt column for aftermarket wheel polished column
FR314KT2	Power Rack with Tilt column for stock wheel
FR314KT2PL	Power Rack with Tilt column for stock wheel polished column

Classic Thunderbird Power Rack & Pinion Cradle Steering

The Classic T-bird rack & pinion cradle system uses Flaming River's new, unique Travel Bar which connects new tubular inner tie-rod ends at the original pivot points, reducing bump steer. Also included in the power steering kit are the power steering pump and the remote mount reservoir. Hoses not included



The Most Complete Kit



- Tilt Column • Mounting Hardware
- Wiring Connector • Universal Joints
- Patented Rack and Pinion Cradle System
- Power Steering Pump • Bracket and Billet Pulley
- Polished Aluminum Mounting Reservoir
(Hoses sold separately)



No Fabrication to the frame

No Frame removal

No Welding

Flaming River Certified
 The Flaming River Certified imprint and the logo located on our product indicates the product has been tested to exacting standards.



1962-64 Galaxie Power R&P Cradle System

LIFETIME SERVICEABILITY

**Direct Bolt In Power Rack
and Pinion Cradle Kit**



FR317-1KT Cradle Kit

**Bolts into existing chassis with
no suspension modification**

FR317KT Modular Motor Cradle

1962-64 Galaxie Power Rack & Pinion Cradle System

- Bolt-in cradle kit
- Tilt Steering Column included
- Improves original steering to power for ease of steering effort
- Includes adapter fitting for your existing pump
- Travel Bar design maintains original steering pivots utilizing the stock OEM inner and outer tie rod ends.

Make your Classic a pleasure to drive!

Part No.	Application
FR317-1KT	Galaxie 1962-64 Rack & Pinion Kit with Paintable Column (Travel Bar Design)
FR317-1KTPL	Galaxie 1962-64 Rack & Pinion Kit with Polished Column (Travel Bar Design)
FR317KT	Galaxie 1962-64 Rack & Pinion Kit with Paintable Column (Modular Motor Only)
FR317KTPL	Galaxie 1962-64 Rack & Pinion Kit with Polished Column (Modular Motor Only)

Note: Std column is designed for aftermarket wheel, Ford spline also available.



The Most Complete Kit

- Tilt Column • Mounting Hardware
- Wiring Connector • Universal Joints
- Patented Rack And Pinion Cradle System
- Polished Aluminum Mounting Reservoir (Hoses sold separately)

Lifetime Serviceability

**FLAMING RIVER
CERTIFIED**



Flaming River Certified
The Flaming River Certified im-
print and the logo located on our
product indicates the product has
been tested to exacting stan-
dards.

**If it doesn't say Flaming River...
It just isn't good enough!**

Straight Axle Rack & Pinion



The DominAtor

Independent Straight Axle Rack & Pinion Steering!

• Dual Pivot • Rack and Pinion

1935-40 Ford

Now Available




MADE IN THE USA

Flaming River Certified
The Flaming River Certified imprint and the logo located on our product indicates the product has been tested to exacting standards.

Lifetime Serviceability

**FLAMING RIVER
CERTIFIED**



Dual Pivot / Split Axle

Flaming River's all-new, award-winning "DominAtor" updates the nostalgic, straight axle look with modern independent, dual pivot front suspension! The DominAtor ends bump steer thanks to a unique true rack & pinion design using crossing inner tie rod ends for exact steering geometry and greater suspension travel. Flaming River's DominAtor front axle assembly is a complete unit - including manual or power rack and pinion, independent dual pivot axles, coil-over shocks (with mounting towers), early Ford spindles, trailing arms and frame crossmember. The power system includes the pump and remote reservoir. It installs quickly with basic hand tools (welding is required). Chroming not included. Custom, non-returnable item. Customer must provide frame rail dimensions. Ships in two crates - does not qualify for prepaid freight.

2006
Best New Product
HotRod & Restoration




Part No.	Application	Style
FR40010	32 Ford Manual	Standard
FR40011	32 Ford Power	Standard
FR40010PN	32 Ford Manual	Pinched 1 1/2 in.
FR40011PN	32 Ford Power	Pinched 1 1/2 in.
FR40012	32 Ford Manual	Standard w/Fenders
FR40013	32 Ford Power	Standard w/Fenders
FR40014	35-40 Ford Manual	Standard

Electronic Power Steering

Exciting new steering option brought to you by Flaming River Industries. Dimensionally suitable for tight spaces and eliminates all hydraulics, Fail-safe to manual steering (in the event of power loss) Adjustable Steering Effort. Includes electric power steering unit, ECU and wiring loom for a complete aftermarket system. New Motorsport system available for the ultimate system can be calibrated without a laptop and has diagnostic software available.



FR40105-1
New Ultra
Motorsports Unit



Electric power steering is an ideal option for a 32 Roadster with limited space.

BILLET - POWER™

Mustang Style Power Rack & Pinion

MORE THAN 6
INCHES OF TRAVEL

ALL NEW Power Steering



**MADE
IN THE
USA**

- Lifetime Serviceability
- No Core Change
- Made In The USA

The only ALL NEW Mustang II (74-78) style power rack and pinion available for hot rodders.

Billet-Power™ Front Steer Rack and Pinion (Mustang Style) Made of all new components, including a new valve and piston, this Power Rack and Pinion is designed to fit Mustang II applications (15 1/2 or 16 inch available). Billet finned housing provides heat reduction. Each Flaming River Power rack and pinion is fluid tested with pressure for quality certification. Proudly made in the USA

**American Made...
for American Hot Rods**

Longer cylinder
for increased travel

Stainless Steel braided
lines for clearance

Lifetime Serviceability

**FLAMING RIVER
CERTIFIED**

If it doesn't say Flaming River...
it just isn't good enough!

- All new components including valve and piston
- More than 6 inches of travel for full turning radius
- Sleek, attractive powdercoated design
- Stronger rack shaft – 1 inch diameter
- Longer cylinder and overlapping tube design for rack stability
- Test Certification included with each unit


Part No.	Application
FR40001	16 inch mounting
FR40002	15 1/2 inch mounting

Precision Steel Power Steering Pump Bracket

This power steering pump bracket is for Stage II style pumps and features a revolutionary new design – made of black oxide steel and available for small block and big block vehicle applications. Features an adjustable design that allows for use with short neck and long neck water pumps. Includes a billet aluminum tension adjuster and mounting hardware. Manufactured using precision laser machinery.

FR1612 Precision Steel Power Steering Pump Bracket
for Small Block

FR1613 Precision Steel Power Steering Pump Bracket
for Big Block





Larger rack diameter

Billet "finned"
air cooled housing

**LIFETIME
SERVICEABILITY**

VARIABLE PRESSURE Power Rack And Pinion Pump System ALL NEW UNIT .. NOT A REBUILD!

Billet Remote Reservoirs	
Power Steering	FR1614
Coolant Overflow	FR1615
Brake Fluid	FR1616



Polished aluminum remote reservoir features threaded cap and two machined billet brackets. Sleek, radius design for a beautiful engine compartment. Recommended for use with Flaming River power rack system. It can also be used with other Stage II pumps.

The Flaming River power rack is the first new power rack designed with the street rodder in mind. With the pump, it is properly calibrated to avoid over steer. The rack uses the Mustang II 16- inch center mounts and the FR1601 outer ends. The rack is designed for maximum front end vehicle weight of 1,750 lbs.

FR40001	74-78 Mustang Rack Only/16 inch mounting
FR40001-V	Rack kit with variable pressure pump/V-belt pulley
FR40001-S	Rack kit with variable pressure pump/Serpentine pulley

The system includes: New power rack and pinion, pump with aluminum pulley installed (v-belt or serpentine,) and fittings for easily connecting hoses to the hose kit of your choice. Hoses, u-joint and reservoir not included.

Power Rack and Pinion Hose Kits

Stainless Braided Hose Kit

Remote Reservoir Style includes stainless braided lines with fittings for installing Flaming River power rack and pinion with a remote reservoir. Simplifies installation with a clean, polished appearance.

FR1610 (GM)	FR1610-F (Ford)	FR1609 (Low Profile Fittings)
-------------	-----------------	-------------------------------



FR1609

BILLET - POWER™

All NEW
Power Steering
Full Turning Radius
More than 6 inches of Travel!

Lifetime Serviceability

**FLAMING RIVER
CERTIFIED**

Billet-Power™ Rear Steer Rack and Pinion Made of all new components, including a new valve and piston, this Power Rack and Pinion is designed to fit any classic rear steer vehicle (mounts behind the spindle). Billet mounting “pillow blocks” allow for universal mounting and Pinion Shaft rotates to align with vehicle’s steering shafting. Billet finned housing provides heat reduction.

Part Number FR40020

- All new components including valve and piston
- Stronger rack shaft – almost 1 inch diameter
- More than 6 inches of travel for full turning radius
- Sleek, attractive powdercoated design
- Universal, precision 6061 aluminum, billet mounting

Billet mounting “pillow blocks” allows for universal mounting



The Flaming River power rack is the first new power rack designed with the street rodder in mind. With the pump, it is properly calibrated to avoid over steer. The rack uses the FR1601 outer ends. The rack is designed for maximum front end vehicle weight of 1,750 lbs.

Part No.	Description
FR40030	45" Rear Steer Power Rack with Cast Valve housing
FR40030-S	45" Rear Steer Power Rack with Cast Valve housing, Power Steering Pump and Serpentine Belt Pulley
FR40030-V	45" Rear Steer Power Rack with Cast Valve housing, Power Steering Pump and V-Belt Pulley
FR40031	41.69" Rear Steer Power Rack with Cast Valve housing
FR40031-S	41.69" Rear Steer Power Rack with Cast Valve housing, Power Steering Pump and Serpentine Belt Pulley
FR40031-V	41.69" Rear Steer Power Rack with Cast Valve housing, Power Steering Pump and V-Belt Pulley

Rear Steer Power Rack & Pinion



Lifetime Serviceability

**FLAMING RIVER
CERTIFIED**

If it doesn't say Flaming River...
it just isn't good enough!

The system includes: New power rack and pinion, pump with aluminum pulley installed (v-belt or serpentine,) and fittings for easily connecting hoses to the hose kit of your choice. Hoses, u-joint and reservoir not included.
See page 40 for pyramid u-joint.



**MADE
IN THE USA**

Billet Remote Reservoirs	
Power Steering	FR1614
Coolant Overflow	FR1615
Brake Fluid	FR1616

Polished aluminum remote reservoir features threaded cap and two machined billet brackets. Sleek, radius design for a beautiful engine compartment. Recommended for use with Flaming River power rack system. It can also be used with other Stage II pumps.



VARIABLE PRESSURE Power Rack And Pinion Pump System ALL NEW UNIT .. NOT A REBUILD!

The Flaming River power rack is the first new power rack designed with the street rod in mind. With the pump, it is properly calibrated to avoid over steer. The rack uses the FR1601 outer ends. The rack is designed for maximum front end vehicle weight of 1,750 lbs.

FR40020	Rack Only with Billet Valve housing
FR40020-V	Rack kit with variable pressure pump/V-belt pulley (With Billet Valve Housing)
FR40020-S	Rack kit with variable pressure pump/Serpentine pulley (With Billet Valve Housing)

Universal Front Steer Power Rack & Pinion



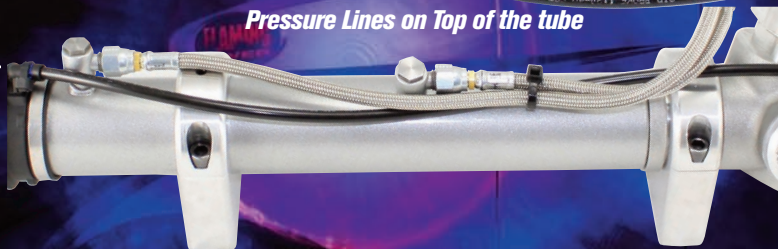
MADE
IN THE **USA**

Flaming River Industries introduces the all new Universal Power Rack and Pinion with adjustable pinion angle. The Universal Power Rack and Pinion is a completely new unit, no core charge required, and Made in the USA.

- Made In the USA
- Lifetime Serviceability
- All New Components
- No Core Charge
- Stronger Rack Shaft - .982" in diameter
- More than 6" of travel for improved turning radius
- Braided stainless pressure lines for low profile design and added clearance
- Finned Valve acts as a heat sink for lower fluid temperatures
- Billet Pillow Blocks - Allow for adjustable pinion angle
- Racks available in 45" overall length - Custom designs also available

*Our modular design provides
unlimited custom options.
Your Choice!*

Pressure Lines on Top of the tube



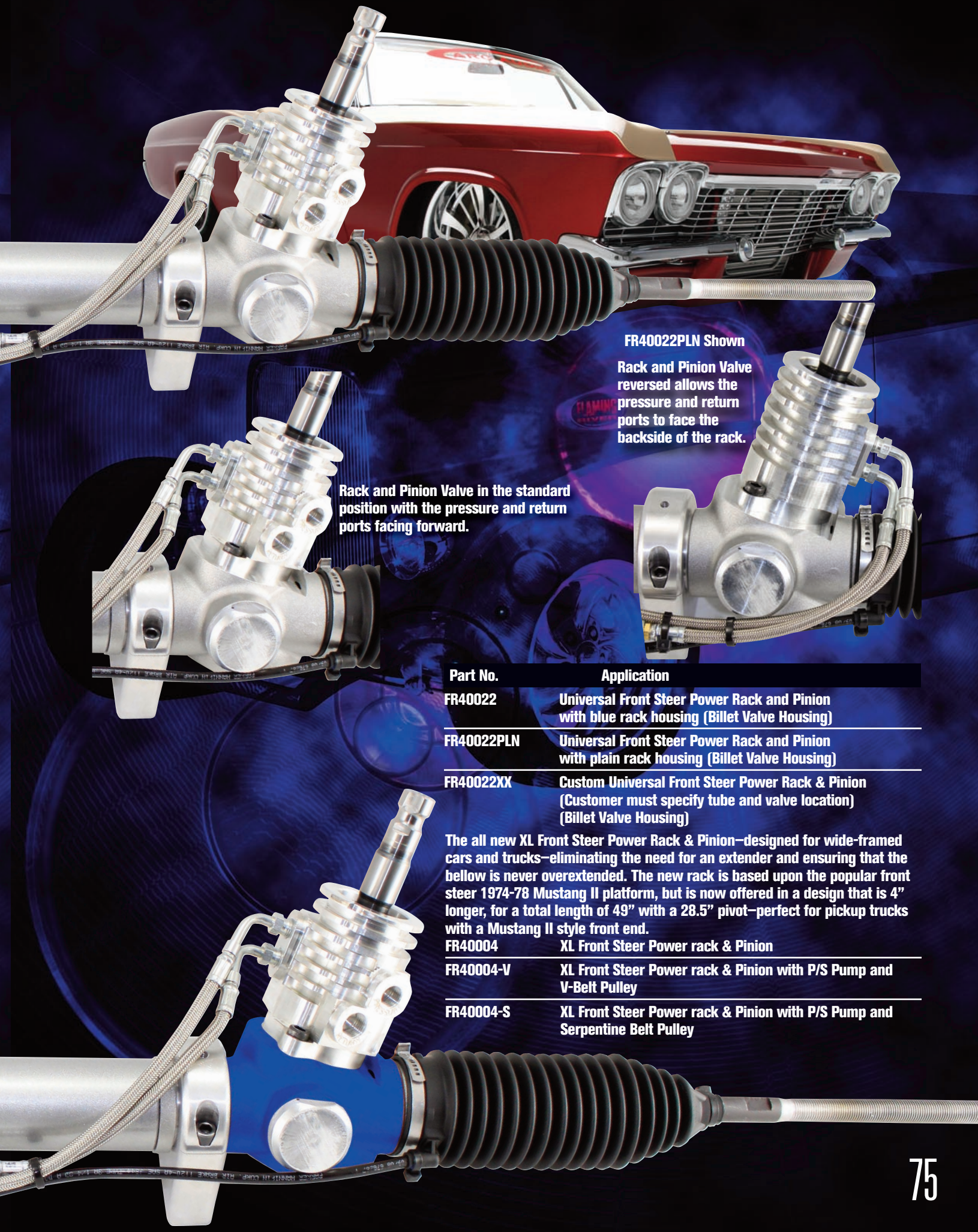
Unlike OEM rack and pinions where hard lines are set and often cause interference, custom manufacturing allows you to determine where the pressure ports should be located.

Pressure Lines on Back of the tube



FR40032	Universal Front Steer Power Rack with Cast Valve Housing
FR40032-S	Universal Front Steer Power Rack with Cast Valve Housing & P/S Pump with Serpentine Belt Pulley
FR40032-V	Universal Front Steer Power Rack with Cast Valve Housing & P/S Pump with V-Belt Pulley

Xtra Long



FR40022PLN Shown

Rack and Pinion Valve reversed allows the pressure and return ports to face the backside of the rack.

Rack and Pinion Valve in the standard position with the pressure and return ports facing forward.

Part No.

Application

FR40022

Universal Front Steer Power Rack and Pinion with blue rack housing (Billet Valve Housing)

FR40022PLN

Universal Front Steer Power Rack and Pinion with plain rack housing (Billet Valve Housing)

FR40022XX

Custom Universal Front Steer Power Rack & Pinion (Customer must specify tube and valve location) (Billet Valve Housing)

The all new XL Front Steer Power Rack & Pinion—designed for wide-framed cars and trucks—eliminating the need for an extender and ensuring that the bellow is never overextended. The new rack is based upon the popular front steer 1974-78 Mustang II platform, but is now offered in a design that is 4" longer, for a total length of 49" with a 28.5" pivot—perfect for pickup trucks with a Mustang II style front end.

FR40004

XL Front Steer Power rack & Pinion

FR40004-V

XL Front Steer Power rack & Pinion with P/S Pump and V-Belt Pulley

FR40004-S

XL Front Steer Power rack & Pinion with P/S Pump and Serpentine Belt Pulley

Straight Arrow™ Modular Rack & Pinion

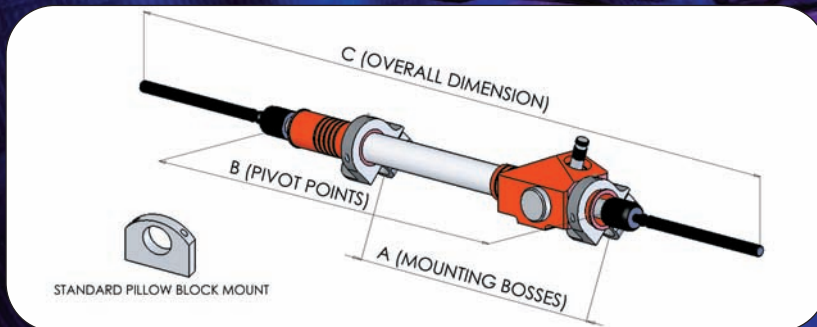

CUSTOM BILLET ALUMINUM MANUAL RACK AND PINION

Straight Arrow

Straight Arrow™ modular rack & pinion

The Straight Arrow™ custom billet aluminum modular rack and pinion features a sharp, cutting edge appearance coupled with all new components to produce a rack that delivers durability, strong eye-appeal and outstanding steering performance for street or motorsports. The ultimate in show quality and flexibility.

The pyramid machined design is available for front steer or rear steer. Mounting options include precision machined pillow blocks or bushing mount style for Mustang II mounting. However, with this sleek, styled machining it doesn't look anything like the conventional Mustang II and the mounting points can be angled in a full rotation of positions.



- Allows a wide range of flexibility
- Custom pinion lengths
- Custom pivot points
- Over 20 different inner tie rod ends
- Adjustable pinion angle rotation
- Several pinion shaft lengths
- Several different ratios
- Front or rear steer
- Left or right hand steer
- Made from machined 6061 aluminum
- 304 stainless steel tubular center section
- Includes separate mounting brackets - Standard pillow block OR Mustang II style
- Polishing, chroming or anodizing optional

Modular Rack and Pinion Reference Sheet

Standard Front steer specs Standard Rear steer specs

Overall: 45"

Pivot: 24.5"

Mount: 16" Centers

Tie rods: 9/16-18 male

FR1580

Mounts sold separately

Overall: 41 5/8"

Pivot: 23.75"

Mount: Pillow block style

Tie rods: 9/16-18 male

FR1585

Options:

- Left or Right hand drive
- 11/16-18 female inner tie rods
- 5/8-18 female inner tie rods
- Standard pinion or short pinion
- Polishing or Anodizing



Pillow block mounts FR1617P (Pair)



Mustang II billet mounts FR1618P (Pair)

Right Hand Drive Power Rack & Pinion



Available in front steer and rear steer designs.



New Right Hand Drive Power

Made of all new components, including a new valve and piston, this Power Rack and Pinion is now designed for Right Hand Drive Vehicles. As custom cars have become more popular around the world, we have had increasing interest in custom Right Hand Drive rack and pinions. The exciting aspect of the new expanded RHD Power programs that it is not limited by core availability since the Flaming River rack and pinions are all new, not rebuilt.

Part No.	Application
FR40023	Power RHD Front Steer Rack and Pinion
FR40024	Power RHD Rear Steer Rack and Pinion

- All new components including valve and piston
- Stronger rack shaft – almost 1 inch diameter
- More than 6 inches of travel for full turning radius
- Sleek, attractive powdercoated design
- Universal, precision 6061 aluminum, billet mounting
- Billet finned housing provides heat reduction.



Billet mounting "pillow blocks" allow for universal mounting and Pinion Shaft rotates to align with vehicle's steering shafting.

For Power Steering Pumps and Braided Stainless Power Steering Lines
See Page 84



Flaming River Certified
The Flaming River Certified imprint and the logo located on our product indicates the product has been tested to exacting standards.

1-800-648-8022
www.flamingriver.com



Rack & Pinion

Front Steer Power Rack & Pinion
FR40001 74-78 Mustang II 16" Mounts
FR40002 79-93 Mustang 15 1/2" Mounts
FR40003 94-04 Mustang 15 1/2" Mounts




Omni Rear Steer Manual Rack & Pinion
FR1507-2 45" OAL Manual Rear Steer Rack & Pinion
FR1507-3 41.69" OAL Manual Rear Steer Rack & Pinion



Front Steer Manual Rack & Pinion
FR1502 74-78 Mustang II 16" Mounts
FR1503 79-93 20:1 Ratio Mustang Fox Body 15 1/2" Mounts
FR1520 79-93 15:1 Ratio Mustang Fox Body 15 1/2" Mounts
FR1508 94-04 20:1 Ratio Mustang 15 1/2" Mounts
FR1508Q 94-04 15:1 Ratio Mustang 15 1/2" Mounts



Pinto Manual Rack & Pinion
FR1501 Pinto Front Steer Manual Rack
FR1501-2 5" Shorter Pinto Manual Rack



Cobra / MGB Manual Rack & Pinion
FR1512 Cobra/MGB Manual Rack & Pinion with 3 turns lock to lock



Custom Manual Rack & Pinions
FR1502-2X2 2" Shorter 74-78 Mustang II
FR1502-3X3 3" Shorter 74-78 Mustang II
FR1502-4X4 4" Shorter 74-78 Mustang II
FR1503-3X3 3" Shorter 79-93 Mustang



1979-03 5.0L Mustang Sportsman Rack & Pinion

Lifetime Serviceability



Flaming River Certified
The Flaming River Certified imprint and the logo located on our product indicates the product has been tested to exacting standards.



All New Design . . . POWER RACK Quick Ratio Rack with a Sport Performance Steering Feel

True Steering Performance Rack & Pinion
This rack is designed to give you the steering control for road and drag racing. Mounting distance 15-1/2 for direct bolt in. Designed for stock oil pan. All new unit, not rebuilt!

Part No.	Application
FR40002KT	1979-93 Power Rack Kit no column
FR40003KT	1994-03 Power Rack Kit no column

Ideal for Road Racing and Street Performance Applications
The real pleasure is in the "Road Feel"



**MADE
IN THE USA**



FR40003KT 1994-03 Power Rack Kit



FR40002KT 1979-93 Power Rack Kit
Kit includes not only the rack and pinion, but also accessories necessary for mounting

Kit Includes:

- A NEW Quick Ratio Power Rack & Pinion
- Two Universal joints/shaft kit
- Outer ends included 79-93
- Two piece urethane bushing

5.0L Mustang Manual Rack & Pinion



79-93 5.0L Mustang Manual Rack & Pinion Deluxe Installation Kit - FR1890.

This installation kit is a direct bolt in replacement for the 79-93 5.0L Mustang. It eliminates the power rack, pump, pulley and rag joint for a total vehicle weight reduction of up to 30 lbs. Provides smooth responsive vehicle steering. Deluxe Std. Kit includes: manual R/P FR1503, high performance needle bearing u-joint shaft kit, manual tie rod ends FR1603 and 2- piece mounting bushings.



94-03 5.0L Mustang Manual Rack & Pinion Installation Kit - FR1892

This installation kit is a direct bolt in replacement for the 94-03 5.0L Mustang without hydroboost (non-modular motors). Total vehicle weight savings of 30 lbs. off the front end where it counts most! This kit includes a new manual rack and pinion featuring chromed steel center tube and aluminum housings, universal joint, outer tie rod ends and 2-piece bushings. Also available: Deluxe Kit includes complete shaft kit FR1892D.



High Performance Shaft Kit FR1504-M (manual)

FR1504-P (power)

This high performance shaft kit utilizes two smooth, needle bearing universal joints, a prefabricated shaft to bolt directly into the column and weldless intermediate shaft for easy installation. This long wearing design eliminates the rag joint for better steering response, streamlined appearance, and improved header clearance. The overall length is 13 inches. An absolute must when using large tube headers. Additional DD shaft can be ordered for applications requiring longer length. This can be used with our manual rack or the factory power to eliminate the rag joint and improve steering response!



Late Model Power Shaft 94-03 FR1509P (Power)

FR1509M (Manual)

This shaft kit is a direct bolt in replacement for the factory late model (94-03) 5.0L steering. Pyramid style needle bearing universal joint. Improves header clearance, only 1-1/2 inch diameter. Vibration dampener kit also available: FR1509-VP Power FR1509-VM Manual



Quick Ratio 5.0L Mustang Rack & Pinion (15:1) FR1520

This quick steer unit is designed for the 5.0L (79-93) Mustang. It is ideal for road racing and other applications where a very responsive steering system is required. Steering specifications: 3.3 turns lock-to-lock, which is 25% faster than a standard unit; rack travel 5.25 inches; over all length 45 inches. Also available for 94-95 Mustang.



Forged True® Universal Joint Kit FR1504MFT Manual

FR1504PFT Power

New improved clearance lighter weight design Forged True universal joint kit is now available. Weighs only 2.5 lbs. Features 40 degree angle capability and reduced diameter 1.25 inch to provide increased header clearance. Black oxidized for corrosion resistance. Rated at 350 ft. lbs. • Reduced Weight • Low Profile Design for Improved clearance



New Tung Design FR9950TLG

Longer length tung (6 inch) Available for use with Mustang Shaft kits. This longer tung is the perfect way to extend universal joints down from the column to make even more room for headers. Sold separately.

1-800-648-8022
www.flamingriver.com

Manual Rack & Pinion Mustang / Omni




74-78 Mustang II Manual Rack & Pinion - FR1502
This design features high-quality aluminum castings, two mounting holes, (16 inches center to center) and chrome plated steel center tube. 4 turns lock-to-lock; rack travel 5.25 inches; overall length 45 inches.

Custom Length Mustang II Rack & Pinion - FR1502-S
Custom shortened designs of the popular Mustang II rack & pinion are available for Willys, Corvette, Anglia, and other custom chassis applications. Several popular custom sizes are now offered from stock

FR1502-2X2 and FR1502-4X4

FR1507-5



Omni Manual Rack & Pinion (Rear Steer)
FR1507-2 (45")

FR1507-3 (41.69")

This rear steer design mounts behind the crossmember and provides oil pan clearance for a Ford engine. Aluminum Housing with chrome plated steel center tube. Steering specifications: 4 turns lock-to-lock; rack travel 5 inches. Designed for use with Mustang II and outer tie rods ends. Mounting clamp available - FR1507C.

Omni Rack with Short Pinion - FR1507-5

Mustang II Rack with Short Pinion - FR1502-5

This NEW version of the popular 74-78 Mustang features a 1-1/2 inch long input shaft. Makes mounting easier and reduces u-joint angle.

71-72 Pinto Manual Rack & Pinion - FR1501

This manual rack and pinion is designed to meet top chassis builders standards for a new drag race steering gear. It is manufactured to be sleek, lightweight, and durable using high-quality aluminum castings and chromed-plated steel center tube. This unit weighs only 12 lbs. with steering specifications of 3.75 turns lock-to-lock; rack travel 5.25 inches; over all length 45-1/2 inches.

Cobra/MGB Manual Rack & Pinion - FR1512

Flaming River now offers an all new manual rack and pinion replacement for the Cobra and early MGB. Although this unit is dimensionally interchangeable with the original MGB rack, it uses today's technology for a smoother steering feel. The all new construction ensures extended life far superior to rebuilt units. Ratio is 3 turns lock-to-lock with 6.25 inches rack travel. The pinion shaft length is customized to 7.5 inches for better clearance than the original. Spline size is 3/4-48 inches.

FR1501-2




FR1512



Outer Tie Rod Ends
Designed to be the perfect complement to our manual rack and pinions.
FR1603 79-93
FR1601 74-78
FR1603L 94-03



Rack Mount - FR1507C
Designed to be the perfect complement to our manual rack and pinions. Attractive plated finish.



Mounting Bushings 2-piece - FR2001
Custom designed thermoplastic rubber for firm vibration absorption. (Two sets required for installation) New offset bushings now available.



Mounting Bushings - FR1600
Impact absorbing rubber bushings with steel core are used to mount the Mustang II rack and pinion (FR1502). Two required.

2010 Mustang Rack and Pinion




Danny Thompson – 2009 Bonneville Salt Flats
258.4 MPH – World's Fastest Mustang
with a Flaming River FR1515 Rack & Pinion

All NEW 2010 Mustang Rack and Pinion Steering

All new design manual rack and pinion replaced the power rack for 2005-10 Mustang racers for significant weight savings and improved handling characteristics



MADE IN THE USA 
Lifetime Serviceability



At Flaming River, we're always looking to be ahead of the game when it comes to the performance market. We take pride in our ability to offer Custom Solutions to our customers, and when Hajek Motorsports came to us with this new product request, we quickly made it happen.



Lifetime Serviceability



If it doesn't say Flaming River...
it just isn't good enough!

1-800-648-8022
www.flamingriver.com


2010 Mustang Rack and Pinion



- Bolts up to OEM Mount
- Uses stock outer tie rod ends
- 3 ³/₄ turns lock to lock
- Weighs only 14 lbs.
- Billet mounts included
- Adjustable Pinion Angle
- Larger rack diameter .944"
- Lifetime Serviceability



Part Number
FR1515
Requires FR1709DD
universal joint
(sold separately)



Inner Tie Rod Ends & Bellows



Part No.	Rack End	Size	Outer End	Size	OAL	Application
100506	Male	M14x1.5	Male	9/16"-18	11.5"	FR40001/FR40002 Driver's Side
100587	Male	M14x1.5	Male	9/16"-18	11"	FR40001/FR40002 Passenger Side
FR1502IE	Male	M14x1.5	Male	9/16"-18	11"	74-78 Mustang II FR1502
FR1503IE	Male	M14x1.5	Male	9/16"-18	11"	79-93 Mustang FR1503/FR1520
FR1508IE	Male	M14x1.5	Male	9/16"-18	12.5"	94-04 Mustang FR1508/FR1508Q
100493	Male	M16x1.5	Male	M14x1.5	13"	Stock 05-10 Mustang Rack



Part No.	Rack End	Size	Outer End	Size	OAL	Application
100377	Male	M14x1.5	Female	11/16"-18	11.5	C-10 Cradle Kit



Part No.	Rack End	Size	Outer End	Size	OAL	Application
FR1E1003FM	Female	M16x1.5	Female	5/8"-18	10	
FR1E1004FM	Female	M16x1.5	Female	11/16"-18	7.75	



Part No.	Rack End	Size	Outer End	Size	OAL	Application
FR1534IE	Female	M14x1.5	Male	M14x1.5	12	Stock GM A-Body
FR1501IE	Female	M14x1.5	Male	1/2"-20	11.75	71-72 Pinto FR501
FR1507-IE2	Female	M16x1.5	Male	9/16"-18	12	Omni FR1507-2
FR1507-3QIE	Female	M16x1.5	Male	9/16"-18	10.25	Same as FR1507-IE



FR1501-P



FR1501-D



100136

Part No.	Inner End Side	Rack Body Size Static Length		Application
FR1501-P	7/16"	1-1/16"	7-1/2"	Passenger Side of Omni, Pinto, All Manual Rack Kits
FR1501-D	7/16"	1-11/16"	6-1/2"	Driver's Side of Omni, Pinto, All Mustang Manual Racks & All Manual Rack Kits
100136	1/2"	2"	8"	All Flaming River Power Racks - Driver & Passenger Sides



Tie Rod Adjuster Sleeves FR1620

73-77 Regal, Chevelle, El Camino, Malibu, Monte Carlo, Lemans & Cutlass

71-72 Monte Carlo, Cutlass, Lemans, Chevelle, El Camino, Malibu, 442, GTO

70-81 Camaro & Firebird

78-90 Caprice

91-96 Caprice, Impala & Roadmaster

Kit No.

Parts in Kit

FR1501B

FR1501-P & FR1501-D

FR1502B

FR1501-D (qty 2)

Rack Mount - FR1507C

Designed to be the perfect complement to our manual rack and pinions. Attractive plated finish.



Outer Tie Rod Ends Designed to be the perfect complement to our manual rack and pinions.

FR1603 79-93 - 3.5"

FR1601 74-78 - 5"

FR1603L 94-03 - 6"



Mounting Bushings -FR1600

Impact absorbing rubber bushings with steel core are used to mount the Mustang II rack and pinion (FR1502). Two required.



Mounting Bushings 2-piece - FR2001

Custom designed thermoplastic rubber for firm vibration absorption. (Two sets required for installation) New offset bushings now available.



Headers Designed for Steering Clearance



**MADE
IN THE USA**


Headers with clearance for steering What a concept

Flaming River designs headers with the primary tube relocated to ensure the clearest path for your steering universal joints. Collaborating with top notch names, we have exclusive designs, coated, of course, that provide the clearance you need for steering with the performance you desire. Ultra-Angle headers are available for the 55-57 Chevy, 62-67 Nova, 68-70 Camaro and the 65- 70 Long Tube Mustang Design.



FR50003C

Part No.	Coating	Application
FR50001	Plain	57 Chevy, Chevelle, Camaro
FR50001C Coated		57 Chevy, Chevelle, Camaro
FR50003C Coated		Mustang 289 Long Tube
FR50004C Coated		62-67 Nova Front or Rear Steer



FR50003C
Shown Installed in a
1965 Mustang



FR50001C



Mustang Header
Flange Kit



FR50004C




**MADE
IN THE USA**

All NEW Steering Boxes

Power Box GM

SEE PAGE 88



Available in three ratios to fit most GM car and light truck applications from 1960-90s.

FR1560
Four ratios available.

NEW Race Box

SEE PAGE 102



The NEW Sliver Bullet steering box is designed to mount into the current steering box chassis location. Specific application - not for street use.

FR1550BU

Mustang

SEE PAGE 101



1-1/8" Sector Shaft and short steering shaft. With A 16:1 Ratio 1967-70

FR1498

Mustang

SEE PAGE 101



1" Sector Shaft with a 45" steering shaft. 16:1 Ratio 1965-67

FR1497Q

Corvette

SEE PAGE 98



Interchangeable with the original, but all new parts the ratio is the quick 16:1

FR1513-36
1963-68 3/4"-36

FR1513-30
1969-82 3/4"-30

Vega

SEE PAGE 94



Needle bearing design to far outlast the original bushing design.

FR1500 Steel
FR1500Q Quick Ratio
FR1500C Chrome Steel

All Flaming River manual steering boxes are manufactured using new castings and components. Improved designs to update your 30 year old classic box for which new parts have never been available. Needle bearings, precision worm & nuts, stronger casting designs and quicker ratios are just a few of the features that are included in our steering box line.

Mopar

SEE PAGE 96



66-82 Dodge Cars A, B,C, E Bodies quicker 16:1 ratio

FR1540
Note: pitman arm may be required.

T-Bucket

SEE PAGE 95



Rear Steer box specially reversed designed for T-Buckets. 20:1.

FR1541 T-Bucket Style

Corvair

SEE PAGE 95



Original Corvair applications (non-reversed). Quicker ratio than the original. 16:1 ratio

FR1542Q Org. Covair QR

525 Style Box

SEE PAGE 99



This Steering box fits Jeep CJ and many popular 525 applications. 24:1 ratio All New unit ... not rebuilt!

FR1543

NEW Tech Series


SEE PAGE 95



"Tech T" New Style Chromed T-bucket Box. Fluted to perfection with a styling that is truly unique.

FR1541TEC (5/8-36 inch)

Power Steering



*if it doesn't say
Flaming River...
it just isn't good enough*

**Aluminum, Corvette Style,
Transverse Compact Pump - FR1571**

Polished Aluminum - FR1571PL

Features bearing design flow of 2.4 to 2.8 gallons per minute which is ideal for street rods. Polished version available. Remote reservoir (FR1614) required.



Integral Reservoir Pump - FR1572

Reservoir features trivalent chromium free plating for corrosion resistance. Flow of 2.7 to 3.1 gallons per minute. Pump can be interchanged to earlier reservoir with o-ring adapter kit (FR1572OR.) Fits most popular GM applications.



**Flaming River Variable Pressure Pump
FR1570**

Pressure reduces at higher RPM for maximum control during highway driving and easy steering in parking situations. Remote reservoir (FR1614) required.



Stainless Steel Hose Kit - FR1625

Stainless steel braided hose kit used with the Flaming River TryV power box and Stage II pumps.



*SMOOTH Precise Steering and Handling
with Varied Effort Based on Ratio*

Brought to you in collaboration with a leading OEM supplier, these boxes fit most GM car and light truck applications from 1960-90s. (Pitman arm may be required for some applications). Ideal for Camaro, Chevelle, GTO, El Camino, Jeep: CJ's, Cherokee's, and Wranglers, and light pick ups (up to 1/2 ton.)

NEW Power Steering Box

- Trivalent Chromium Free Plating offers ten times the corrosion resistance of a painted box.
- Features Unique Tech billet Pinion cap
- Rack and Pinion Valve Spool for SMOOTH, PRECISE steering and handling.
- Four Bolt Mounting Pattern also interchanges to early three bolt application.
- Available in three ratios to fit virtually any application with the steering feel you prefer.

Part No.	Description
FR1560	12:1 Ratio Power Box 4 Bolt Mount
FR1561	14:1 Ratio Power Box 4 Bolt Mount
FR1562	16:1 Ratio Power Box 4 Bolt Mount

Add UN to part Number, for Un-plated boxes

Note: Ratios are approximate - Input shaft 3/4-30 spline



**MADE
IN THE USA**



Billet Aluminum Remote Power Steering Reservoir

Features candy cane internal baffle to eliminate internal air pockets and prevent foaming. Adjustable billet aluminum brackets included for stylish and secure mounting. Internal threaded cap for smooth, sleek, radius appearance. New optional style available with internal magnet to attract any loose steel materials.

FR1614 - Billet Remote Reservoir

FR1614MA - New Magnetic Style Reservoir

**Stainless Braided Hose Kit
Remote Reservoir Style** includes stainless braided lines with fittings for installing Flaming River power rack and pinion with a remote reservoir. Simplifies installation with a clean, polished appearance.

FR1610 (GM) FR1610-F (Ford)



Pro Street GM - Power or Manual

Camaro



70 Camaro Power Steering Box Install Kit
The popular new rack and pinion technology steering box fits most GM applications from mid 60-early 90's. However, we have started a series of true "bolt-in kits" that include not only the steering box but everything you need to do the install (except tools, of

course). The difference is the steering performance and feel is considerably better over earlier GM boxes. Best of all it weighs only 23 lbs for significant weight savings! The first in the "bolt-in" steering box series is the Second Generation Camaro 70-82.

Reduced weight and increased clearance

FR1561KT1

- Power Steering Box TryV 14:1 Ratio
- EZ Fit Shaft in custom length
- Flaming River Variable pressure pump
- Stainless Steel braided hose kit
- Flaming River Billet Mount power steering reservoir

High-Performance Manual Steering Box Kit

The manual steering box kit is a direct replacement for power and larger manual boxes for most GM applications. This compact steering box weighs only 12 lbs and reduces front end weight by up to 30 lbs. All kits Include: Performance Steering Box, Pitman Arm, Needle Bearing U-Joint, and Shaft Adapter.

Not recommended for vehicles that exceed 3,000 lbs.

Not intended for circle track racing. Racing and wheel stands void all warranties.



- All NEW manual steering box - (weighs only 12 lbs.)
- Direct bolt in replacement for most popular applications
- Streamlines engine compartment



Vega Mounting Bracket
Bracket/mounting plate for our Vega boxes, complete with gusset. Must be welded in place (sold separately.)
FR1500MP

Ball Socket Manual Steering Box Kit - FR1500BS

This kit is designed for the early Camaros, Novas and Firebirds. Compact steering box weighs only 12 lbs. Reduces front end weight and improves header clearance. Kit Includes: Performance Steering Box and Ball Socket Pitman. Note: Adapter is recommended for installation FR1798-100, FR1798-148 (sold separately.)

1967-69 Camaro • 1968-74 Nova
1967-68 Firebird • GMC
Cyclone/Typhoon
IMPORTANT: Not Recommended for Vehicles over 3,000 lbs.



FR1494	1973-77 Chevelle
FR1495	1982-01 Chevy S10/GMC S15 Pick-up Blazer/Jimmy 1978-88 Chevelle, Malibu, 1978-81 LeMans 1982-92 Camaro Firebird
FR1495-1	1967-72 Chevelle/Malibu, Monte Carlo, El Camino, LeMans, Skylark GS 1966-70 Cutlass, 1972-81 Firebird (Customer Must Verify Pitman Arm) 1969 Firebird Only
FR1495-2	Customer Must Verify Pitman arm size and center link taper. Coupler supplied in kit. 1964-66 Chevelle/Malibu, Monte Carlo, El Camino, LeMans, Skylark GS,
FR1496	1975-79 Skylark, 1970-81 Camaro, 1975-79 Nova


Power Steering Hoses, Pumps & Pulleys Kits

Flaming River now manufactures braided stainless hose kits.

- All pressure ends are crimped fittings – eliminates banjo fittings
- Can be mounted straight off AN fitting or at 90 degrees
- AN Fittings included for convenience of assembly.
- Hose angles can be rotated to almost any position
- Custom hose lengths available through our custom program.

Part No.	Description
FR1610	FR Billet-Power Series Rack & Pinion with remote reservoir 30" pressure, return and feed
FR1625	GM style Rear Steer Rack & Pinion with remote reservoir 24" pressure, return and feed
FR1623	Power Box or Rack to Pear Pump 24" pressure and return

FR1623



FR1610



Aluminum, Corvette Style, Transverse Compact Pump - FR1571

Polished Aluminum - FR1571PL

Features bearing design flow of 2.4 to 2.8 gallons per minute which is ideal for street rods. Polished version available. Remote reservoir (FR1614) required.



Integral Reservoir Pump - FR1572

Reservoir features trivalent chromium free plating for corrosion resistance. Flow of 2.7 to 3.1 gallons per minute. Pump can be interchanged to earlier reservoir with o-ring adapter kit (FR1572OR.) Fits most popular GM applications.



Flaming River Variable Pressure Pump FR1570

Pressure reduces at higher RPM for maximum control during highway driving and easy steering in parking situations. Remote reservoir (FR1614) required.




MADE IN THE USA



Features candy cane internal baffle to eliminate internal air pockets and prevent foaming. Adjustable billet aluminum brackets included for stylish and secure mounting. Internal threaded cap for smooth, sleek, radius appearance. New optional style available with internal magnet to attract any loose steel materials.

FR1614 - Billet Remote Reservoir

FR1614MA - New Magnetic Style Reservoir



V-Belt Power Steering Pulleys

Part No.	Description
FR1573	5" Pulley for GM P/S Pump
A01G5001	4" Pulley for Flaming River Pump
100385	4" Pulley for GM P/S Pump

River Bends & Sur-Grip Hose Clamps




You can now make your own custom hoses using the New River Bend hose bending system. River Bend hose bending system is the perfect solution for all kinds of hot rods with one of a kind systems and tough routing situations.

- No tools or special equipment
- Great for modified or custom engines
- Prevents kinks in tight hose bends
- Perfect solution when a custom hose is not available

Part No.	Size
FR28514	1/4" ID
FR28515	5/16" ID
FR28516	3/8" ID
FR28510	1/2" ID
FR28511	5/8" ID
FR28512	3/4" ID
FR28517	1" ID




Use additional coils to make bends of 180° or more.




Maintenance free clamps that retain dynamic tension and never need retightening. These clamps stop leaks, even in out of round applications. Sur grip clamps clamp down better in all conditions and temperature extremes.

Part No.	I.D. Size	Fits Hoses (O.D. Inches)
FR32915	1/4"	1/2" - 11/16"
FR32919	3/8"	11/16" - 13/16"
FR32922	1/2"	13/16" - 15/16"
FR32925	5/8"	15/16" - 1-1/16"
FR32929	3/4"	1-1/16" - 1-3/16"


Part No.	I.D. Size	Fits Hoses (O.D. Inches)
FR32932	7/8"	1-3/16" - 1-5/16"
FR32934	1"	1-3/16" - 1-1/2"
FR32941	1-1/4"	1-1/2" - 1-3/4"
FR32948	1-1/2"	1-3/4" - 2"
FR32954	1-3/4"	2" - 2-1/4"
FR32960	2"	2-1/4" - 2-1/2"
FR32967	2-1/4"	2-1/2" - 2-3/4"
FR32973	2-1/2"	2-3/4" - 3"
FR32979	2-3/4"	3" - 3-1/4"
FR32986	3"	3-1/4" - 3-1/2"
FR32990	3-1/8"	3-1/2" - 3-5/8"



**MADE
IN THE USA**



The Faro Arm, a state-of-the-art digital measuring device is used to precisely measure precision tolerances.




Each Flaming River power rack and pinion is pressure and fluid tested ... Flaming River Certified.



Precision Machining and Lightning Blue Powder Coat make a spectacular combination!

Custom Manufacturing



**We indicate this proudly
throughout the catalog...**

**96% of all of our part
numbers are made right
here. . . Berea, Ohio**

Vega Boxes



Straight Axle Steering

Performance Vega Steel Steering Box

The Flaming River Performance Vega box is an all NEW unit designed specifically for street rods. This box is stronger and smoother than the OEM box, and it uses a needle bearing design to far outlast the original bushing design of the 70's.

FR1500 (Standard Ratio 20:1)

FR1500Q (Steel Quick Ratio 15:1)

FR1500C (Chrome Pictured)

Vega Style Pitman Arm 6 Inch

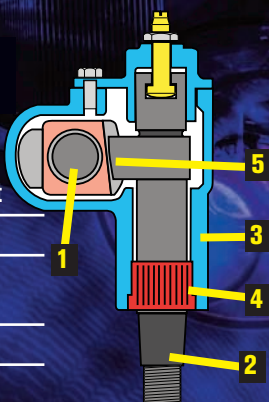
FR1493 (Std.) FR1493PL (Polished Chrome)

Manufactured from aircraft steel alloy with optional Chrome Plating. Double tapered mounting hole for street rods.




There's No Vega
In Our Vega Steering Box!

- 1 30% Stronger worm & nut
- 2 30% Stronger sector
- 3 Stronger pressure casting (Not sand cast)
- 4 Needle bearing design
- 5 Bigger gears



**If it doesn't say Flaming River...
it just isn't good enough!**

1-800-648-8022
www.flamingriver.com



Sealed Needle Bearing Design

NEW high tech Chromed cap includes Factory marked center position


T-Bucket • Tech Box • Corvair



All NEW Sealed Needle Bearing Design

T-bucket Steering Box (Reversed)
Specially reversed design for T-Bucket steering. Manufactured from steel for improved strength. All new needle bearing design for longer life and less vibration. Ratio 20:1. All new unit... castings and internals.

FR1541	T-Bucket Style Steering Box
FR1541C	T-Bucket Chromed Steering Box



Quick Ratio Corvair Steering Box

All new steering box manufactured from steel for strength with quick ratio (3.5 turns lock-to-lock) for Corvair and autocross applications. Heavy duty internal needle bearing design for longer life and smoother performance.

FR1542QC	Chrome Quick Ratio
FR1542Q	Original Corvair Style Quick Ratio



FR1500TC
"Tech V" Vega Style Steering Box
Chromed

FR1541TEC
"Tech T" T-Bucket Steering Box
Chromed



New Tech Series of Steering Boxes

A new fluted styling is machined into this new chrome series of steering boxes. Detailing normally only seen by top builders can now be added to this visible component of the street rod chassis. Each one is virtually a work of art.



Corvair Pitman Arm FR1493C

Corvair Steering Shaft - FR1541S

All new steering slip shaft designed for use with our steering box in original Corvair applications. Fits 60-63 and 67-69 with Flaming River steering box.



Mopar Steering



Manual Steering Box For Mopar 66-82 A,B,C,E Bodies
All New Mopar replacement manual steering box (fits later years by changing the pitman arm). Flaming River has designed a new steel manual box for the early Chrysler, Dodge, and Plymouth. This small sector steel box is much stronger than the original and has a quicker ratio (16:1.) All new unit, not a rebuild! Perfect for the Duster, Demon, Charger, Barracuda, and many other popular applications. Small Sector - pitman arm may be required.

FR1540



Lifetime Serviceability

**FLAMING RIVER
CERTIFIED**

Mopar Coupler Kit

This adapter is ideal for picking up header clearance by eliminating the old rag joint from your stock power box. Electroless nickel plated for corrosion resistance. The length is 4-1/2 inches so it cannot be used for power to manual conversion, but it is the easiest installation for your existing set up.

Power FR1506P

Manual FR1506M



Mopar Coupler Shaft Kit Power to Manual Conversion Kit
Simplifies installation and eliminates factory coupler when converting from power to manual. This kit includes a coupler to fit the manual steering box, a connecting shaft, and a column universal joint. It is a must when converting from power to manual.

FR1505M




Mopar Steering Wheel Adapters

Adapter allows WaterFall wheel or standard 5 and 6 bolt aftermarket steering wheels to be used on original Mopar 70-74 "E" Body Columns.

FR20119D0 5 / 6 Bolt Patterns

FR20119D02 - Waterfall Wheel



FR20161AD

**Flaming River Tuff
Wheel to Flaming
River column adapter**

Mopar Steering

Mopar Tilt Column

Shaft adjustable tilt column can be used for a variety of applications. The column is an overall length of 45- inches including the additional slip shaft extension. This allows for 1-1/2 inches of slip movement, and a universal joint is included for direct connection to the steering box. Column includes new turn signal/hazard and female adapter plug kit for connecting to original wiring harness. Horn relay, hazard kit, and steering wheel adapter may be required. (sold separately)

Patent No. US D592,115 S



**MADE
IN THE USA**

Mopar Key columns

FR30001CM	Manual Steering - Paintable Column
FR30001CP	Power Steering - Paintable Column
FR30001CMBK	Manual Steering - Black Powder Coat
FR30001CPBK	Power Steering - Black Powder Coat
FR30001CMPL	Manual Steering - Polished Column
FR30001CPPL	Power Steering - Polished Column

Tilt Columns

FR20006CM	Manual Steering - Paintable
FR20006CP	Power Steering - Paintable
FR20006SSCM	Manual Steering - Polished Stainless
FR20006SSCP	Power Steering - Polished Stainless

Adapter for original Mopar columns to use with Flaming River steering wheels.

FR20180	5/6 Bolt Dodge 69 & prior
FR20181	5/6 Bolt Dodge for 70 & up
FR20150M69	WaterFall Dodge 69 & prior
FR20150M70	WaterFall Dodge 70 & up
FR20161AD	Tuff Wheel to Flaming River Column

New Tuff Wheel

FR20161 FR20161S Satin

New laser cut stainless steering wheel 14 inch diameter. Molded black. This steering wheel is designed specifically to fit the early Mopar classics utilizing your existing horn button.

Lifetime Serviceability

**FLAMING RIVER
CERTIFIED**

**1-800-648-8022
www.flamingriver.com**



1963-68 Classic Corvette



ALL NEW... Steering Boxes For 63-82 Corvette

These NEW steering boxes are manufactured using the highest quality all new components: sector, recirculating ball worm and nut, bushing and roller bearings. Even the casting and cap are new! (This also means no core charge is required!) This unit is dimensionally interchangeable with the original, but all new parts will bring back the performance steering and handling to your vehicle. Of course, the ratio is the quick 16:1 design.

Application	Part No.	Input Shaft
Corvette Replacement Steering Box - New, not rebuilt.		
1963-68	FR1513-36	3/4"-36
1969-82	FR1513-30	3/4"-30



Rebuild in a Box
63-82 Corvette Box
Internal Parts Kit
for 63-82 original
Corvette Box

Flaming River offers a parts kit to rebuild your own box. Most rebuilt boxes on the market only have new bearings, races, and seals installed. The worm and nut and sector, which are the critical parts that are needed for that new steering response, are not available NEW so the old parts are recycled into rebuilt boxes.

Note: Remanufacturing your own steering box requires technical expertise and some machining may be necessary (i.e. bushings.)

Application	Part No.	Input Shaft
Corvette Internal Kit		
1963-68	FR1514-36	3/4"-30
1969-82	FR1514-30	3/4"-36




Tilt Steering Column 1963-68 Vette

Design is similar to the styling of the original straight column right down to the 1-1/2 inch diameter tube. This all new steering column fits into the original dash mount and with the modern convenience of TILT steering. The column features a splined input shaft for connection to your existing steering. Available in Paintable or Polished Stainless Steel.

Part No.	Finish
Corvette 1963-66 FR2000VT FR2000VTA	3/4"-36 Mill Stainless When using FR adapter
FR2000VTBK FR2000VTBKA	Black powder coat finish When using FR wheel adapter
FR2000VTSS FR2000VTSSA	Polished Stainless When using FR wheel adapter
Corvette 1967-68 FR2001VT FR2001VTA	1"-48 Mill Stainless When using FR adapter
FR2001VTBK FR2001VTBKA	Black powder coat finish When using FR adapter
FR2001VTSS FR2001VTSSA	Polished Stainless When using FR wheel adapter

Corvette Wheel Adapter
(FR2000VT-AD)
This custom polished aluminum adapter is designed to mount your original Corvette steering wheel to the Flaming River Tilt Column.



MADE IN THE USA

1962-67 Nova Steering


1962-67 Nova Manual Quick Ratio Steering Box Kit

1962-67 Nova Manual Quick Ratio Steering Box Kit - FR302KT

Flaming River makes a new direct bolt in steering system for your early Nova to eliminate the long shaft column and sloppy, worn out steering box. This new box design mounts with a convenient chassis bracket and features a quick steering ratio of only 3.5 turns lock-to-lock compared to the original 6 turns. This allows for an overall improved steering response. Since the early Nova used a slave cylinder, this same manual box can be used with either the power or manual system. We've included virtually everything you need for a clean, simple installation right down to the u-joints and steering column!



1-800-648-8022
www.flamingriver.com



525 Style Manual Steering Box - FR1543

NEW Quick Ratio - FR1543Q (Input Shaft 1-1/2")
16:1 Ratio

Heavy Duty Manual Steering Box for heavier applications. This steering box features 3 bolt pattern and uses stock manual pitman arm spline size 3/4-30 inch with a quicker 24:1 ratio. New, Not Rebuilt!

1965-70 Classic Mustang

65-70 Classic Mustang Tilt Steering Column

This column adds tilt to your Classic Mustang while maintaining an original look. This new tilt column looks excellent with an aftermarket steering wheel. Or, we offer a style that has the Ford spline to use the original wheel (Note: some modification to your wheel may be necessary.) Available in paintable steel or polished stainless. We also offer convenient installation kits for mounting and steering wheel adapters.



Part No.	Application
FR20005	65-66 aftermarket wheel/adaptor
FR20004-69	67-70 aftermarket wheel/adaptor
FR2000MU1	65-66 original Mustang Wheel
FR2000MU2	67-70 original Mustang Wheel


With original wheel - please note
modification to your steering wheel is required



Installation Kits for Tilt Columns

Kit includes: universal joint,
horn relay, female wiring plug,
and floor mount bracket.

FR200MUKT2	Short Shaft Steering Box
FR200MUKT	Long Shaft Steering Box



Classic Mustang Power Steering 65-70

These valves and cylinders are all new not rebuilt.
Min pump pressure at 465 RPM is 665 psi and .88 GPM.
System will not operate correctly without correct pump
performance.

Note: 90 day warranty - Hoses/pump not included.

Power Steering Replacement for 67-70 Mustang

FR1497VLV	Power Steering Valve "65 style"
FR1498PWR	Power Steering Cylinder
FR1498VLV	Power Steering Control Valve
FR1498VLKT	Kit includes valve and cylinder


1965-70 Classic Mustang



**All New
Steering Boxes
(Not Rebuilt)**

The popular manual steering boxes for the classic Mustang (1965-70.) All new casting, sector gear shaft, and internals - not a rebuild. Replace that worn steering box with a brand new needle bearing steering box and experience the difference in steering handling and performance.

Greetings: I have had a 16:1 steering box installed in my FB and wow what a difference! The new box took out the play. A satisfied Flaming River customer.



New Combination 5 and 6 bolt pattern fits perfectly with the Flaming River tilt steering columns and wheels. Also available for Ford Columns FR20119TA - Flaming River
FR20119FD - Ford Spline

Interior Expressions

Tilt Columns can be painted for that classic look



1967-70 Classic Mustang Steering Box - FR1498
Manual steering box with 1-1/8 inch sector shaft and short steering shaft. This all new production steering box unit is manufactured with the popular 16:1 ratio. Std ratio also available.

Custom Length Classic Ford Steering Box FR1497-XX
Custom length steering boxes can be manufactured for Falcons. Customer must supply a print and assumes full design responsibility. Four week delivery. Full payment required with order. Non-returnable item.

Mustang Street Rod Box FR1497-1Q
1 inch Sector Short Shaft
Manual early Mustang box can be in street rod applications.

Classic Mustang Manual Steering Boxes

Classic Mustang Steering Box 1965-66 (FR1497Q.)

Manual steering box with 1- inch sector shaft and 45- inch long steering shaft. This new manual steering box installs easily into the 1965-66 Classic Mustangs. 16:1 Ratio. Also available with 19:1 ratio by request.




Racing



**MADE
IN THE USA**

Silver Bullet® Steering Box FR1550BU

The NEW Silver Bullet® steering box is designed to mount into the current steering box chassis location



Adjustable laser cut mounting bracket



Pitman Arm FR1550P
Coupler FR1550C


- Precision Machined Chrome Steel Pinion
- Powder Coated Billet Aluminum
- 1.8 Turns Lock to Lock
- Weighs Only 4.85 lbs.

Specific application - NOT for Street use

71-72 Pinto Manual Rack & Pinion FR1501

This manual rack & pinion is designed to meet the standards of top chassis builders for a new drag race steering gear.

New 5 inch shorter stock unit FR1501-2



Switches



Mag Kill Switch



Lever Kit



The Big Switch



Battery/Alternator Kill Switch



Shaft kits



Danny Thompson – 2009 Bonneville Salt Flats
258.4 MPH – World's Fastest Mustang
with a Flaming River FR1515 Rack & Pinion

FR1515



**MADE
IN THE USA**

ALL NEW 2010 Mustang Rack & Pinion Steering

All new design manual rack and pinion replaced the power rack for 2005-10 Mustang racers for significant weight savings and improved handling characteristics

Lifetime Serviceability

**FLAMING RIVER
CERTIFIED**

Requires FR1709DD universal joint
(sold separately)

- Bolts up to OEM Mount
- Uses stock outer tie rod ends
- 3 3/4 turns lock to lock
- Weighs only 14 lbs.
- Billet mounts included
- Adjustable Pinion Angle
- Larger rack diameter .944"
- Lifetime Serviceability



Mil Specification Linkage Joint
(not for steering)



Chrome Moly Racing U-Joints



Forged True® Racing U-Joints



Single Wire Timing Light



**Quick Release Steering
Wheel Hub**



D Fiber Steering Wheel



**New Series of Performance
Trimline Steering Columns**

Racing Columns

Lifetime Serviceability

**FLAMING RIVER
CERTIFIED**



Straight Performance Steering Columns

Stainless Steel Nostalgia

Lightweight, non-tilt column made of paintable 304 Grade stainless, no wiring, compact shroud. Designed for classes requiring OEM-style columns.

FR3308

Non-tilt steering column

Straight Motorsports Column

Basic, straight tube design for competition use. Uses mill finish, 1.750" dia., 304 Grade stainless tube. Features 3/4-36 output shaft. Upper shaft end is 3/4" smooth to accept quick-release steering wheel hub. A diamond pattern laser-cut collapsible column is available.

FR3306

Straight Motorsports column (without laser cut)

FR3306KT

Straight Motorsports column kit (without laser cut) with FR20142 Quick Release Steering Wheel Hub

FR3307

Laser cut collapsible Straight Motorsports column

FR3307KT

Laser cut collapsible Straight Motorsports column Kit with FR20142 Quick Release Steering Wheel Hub



**MADE
IN THE USA**

FR3307

FR3308



Quick Release Steering Wheel Hub Disconnect
The new standard in quick release hubs! Flaming River's FR20142 lightweight quick release steering hub for motorsports applications is CNC-machined from premium billet 6061-T6 aluminum and is black

anodized. Precision tolerance design for positive steering input. The 20-spline shaft and hub utilizes deep beveled splines for a greater engaged surface area. It uses the standard 3-bolt mounting pattern and can be used with Flaming River's FR20119 billet aluminum adapter to fit 5- and 6-bolt wheels.



Meets SFI-spec 42.1 requirements with a NASCAR-required steel pull disconnect ring.

Timing Light & Switches



Single Wire Timing Light - FR1001

This self-powered timing light is designed to work without an auxiliary power source which makes it ideal for use with magnetos, rear battery mount race cars, motorcycles, marine, go-karts, and all spark ignition systems for single wire hassle-free timing. "The Light" is equipped with a xenon bulb which generates a bright strobe as well as a convenient work-light. Durable construction includes a rubber encased lens and 48 inch pick up lead. Longer leads are available for industrial applications.

Replacement

(FR1022W) inductive pick-up (FR1021) xenon bulb

- State-of-the-art, single wire design (operates on 2 D-cell batteries)
- Excellent for use with magnetos and all spark ignition systems
- Bright xenon strobe clearly visible in daylight
- Accurate timing up to 14,000 RPM
- Can be used to test circuits



Combination Battery and Alternator Kill Switch - FR1013

Combination Battery and Alternator Kill Switch is designed to completely shut down the battery and charging system in an emergency situation. Ideal for racing, vehicle storage, marine, and RV applications. Prevents battery drain, theft, and reduces the risk of electrical fire. Push Off for emergency shut-down, and color coded to indicate operating position - On or Off, with a durable spring-loaded design. Meets IHRA, NHRA, and SCCA sanctioning body requirements.

Rated Capacity:
Battery-2000 Amp Surge
150 Amp Continuous
Alternator-120 Amp



The Little Switch - FR1002

The Little Switch is rated at 100 amps continuous service and 500 amps for 10 second surges making it ideal for street rods, classics, and passenger cars. In addition to preventing battery drain, this unique switch is also a cost effective anti-theft device. A rubber boot seals the neck from moisture and dirt. Competition approved by IMSA, ARCA, and SCCA.

- The Original Anti-theft Device
- Removable Key
- Prevents Battery Drain
- Water Resistant



Terminal Covers - FR1003TM

Terminal Covers, sold in sets of two, can be used to cover cables on all battery disconnect switches. Sold separately from switch.

1-800-648-8022
www.flamingriver.com

Switches



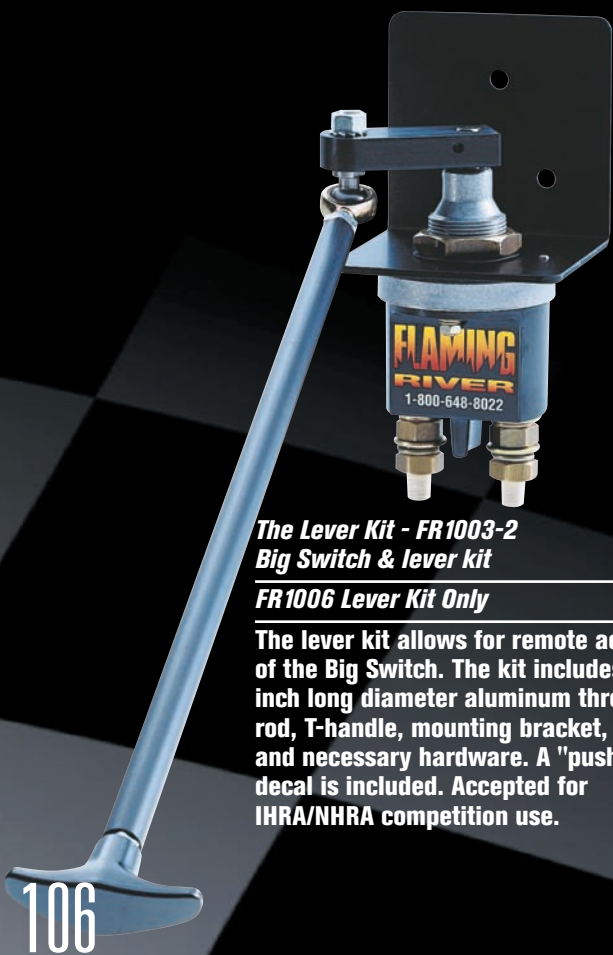
**Magneto & Battery Safety Kill Switch
Two switches in one - FR1010**

Dual circuit switch simultaneously shuts down both the battery and magneto. Waterproof spring-loaded design with silver plated brass contacts. Rated at 250 amps continuous service, 2,500 amps for 5 second surges. Accepted for NHRA/IHRA competition use. Furnished with an easy grip T-handle, and anodized aluminum mounting bracket.



The Big Switch - More Power! - FR1003

Top racers realize that using a low amp switch creates resistance and actually reduces power. Flaming River's heavy duty battery disconnect switch is top of the line designed for complex electrical systems and 16-volt batteries. Rated at 250 amps continuous service (12/16/24V) and 2500 amps for 5 second surges. The Big Switch is a spring-loaded, vibration resistant, waterproof design. Accepted by most sanctioning bodies including IHRA/NHRA. Furnished with an easy grip T-handle, anodized aluminum bracket, and zinc plated mounting hardware.



**The Lever Kit - FR1003-2
Big Switch & lever kit**

FR1006 Lever Kit Only

The lever kit allows for remote actuation of the Big Switch. The kit includes an 18 inch long diameter aluminum threaded rod, T-handle, mounting bracket, and necessary hardware. A "push off" decal is included. Accepted for IHRA/NHRA competition use.



Big Switch with Extension Kit - FR1003-4

Extension only - FR1006-2

This industrial lever kit allows for remote mounting of the Big Switch. The kit includes a custom 15 inch aluminum rod, handle, and the switch. The switch is activated by turning action.

COMPARE THE DIFFERENCE!

FEATURE	Flaming River Heavy Duty Switch	Brand X Switch
Rating (12V/16V/24V) Continuous	250 AMPS	20 AMPS
Rating (12V/16V/24V) Surge	2500 AMPS	125 AMPS
Waterproof	YES	NO
Silver Plated Terminals	YES	NO
Design	Spring Loaded	Rotary
Weight	17 oz.	14 oz.
Warranty	3 Year	None



Heavy Duty 12V/24V Battery Disconnect Switch Rated Capacity 2500 amps/250 Continuous

The Big Switch with Lock-out - FR1005

The Big Switch is a heavy duty battery disconnect switch rated at 250 amps continuous service and 2500 amps for 5 second intervals (12V /24V.) The switch is manufactured with silver plated electrical contacts. It is a completely sealed, waterproof design able to withstand the most severe operating conditions. The Big Switch, FR1005, is supplied with a lock-out bracket which enables a padlock to be inserted in the "off" position to comply with OSHA lock-out/tag-out regulation 1910.147. When used properly, this prevents accidental activation during equipment maintenance.

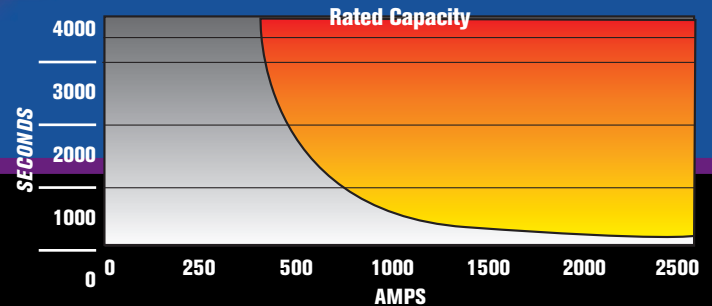
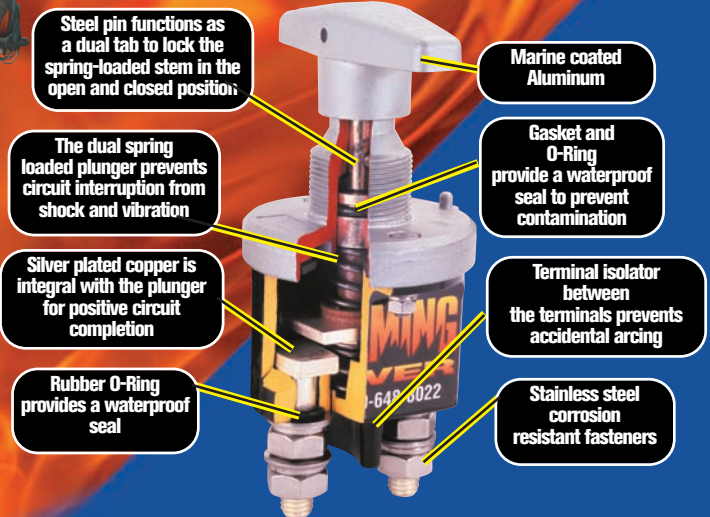


Specifications of the Flaming River Switch:

- Waterproof and Corrosion Resistant Design
- Rated capacity 250 amps continuous 12V/24V
- Non-Corrosive Stainless Steel Terminals
- Silver Plated Contacts
- Mounting bracket and hardware included
- Heavy duty applications • Fleet Discounts Available

PROTECT YOUR FLEET 8 out of 10 Fires Are Caused By Faulty Electrical Systems!

Design and Construction Features of The Big Switch



The Big Switch with Removable Key - FR1009

The Big Switch with removable laser cut, stainless steel key enhances the security and safety features available with the Big Switch. This unit is rated at 250 amps continuous service and 2500 amps for 5 second intervals (12V/24V.) It is a heavy duty, waterproof switch. The removable key feature is ideal for construction, farm equipment, and passenger cars. An absolutely essential theft deterrent.

Replacement Key - FR1009K

Big Switch with LED Kit



New Big Switch with LED Indicator light

Rated Capacity 2500 amps/250 Continuous

The "Big Switch" is now available with an illuminated LED that indicates when the system is on. The visual quickly indicates the switch is on or off for proper shut down procedure.

- New Big Switch with LED features:
- Rated Capacity 2500 amps/250 Continuous
- Waterproof • M10 studs
- Silver Plated Copper internal contact plates
- Stainless Steel Fasteners for corrosion resistance
- LED Indicator Light - Clear indicator that system is on
- Lock out feature enables use of padlock for OSHA Lock-out/tag out compliance



Part No.	Description
FR1005LED	FR1005LED Big Switch, lock-out bracket with mounted LED indicator
FR1008LED	FR1008LED Lock-out bracket and LED indicator only (for retrofit to existing "Big Switch")

Note: *Terminals on battery disconnect switch are a live part of the electrical system and should be treated just like battery terminals. Covers are recommended (not included.) Contact vehicle manufacturer to determine proper placement and suitability to your application.*



LED Indicator Light
Clear indicator that system is on

Dual Battery Disconnect Switch FR1050



**If it doesn't say Flaming River...
it just isn't good enough!**



The new Dual Battery Disconnect Switch allows for battery 1 or battery 2 to be operational separate from each other or both batteries can be turned on or turned off together. Rated at 300 amps continuous service, 1000 amps for 5 second surges.

- 12 or 24 Volts
- IP 54 Rating
- 300 Amps Continuous
- 1000 Amps Surge for 5 Seconds
- Silver Plated Contacts

New LED HD Amp with Terminal Cover



Clip on terminal covers

FR1043

Note: Terminals on battery disconnect switch are a live part of the electrical system and should be treated just like battery terminals. Covers are recommended (not included.) Contact vehicle manufacturer to determine proper placement and suitability to your application.

HD AMP Switch Kit

The intense battery disconnect switch for higher amp applications.

Heavy duty battery disconnect switch with larger diameter terminal studs

Ideal for Class 8 Trucks, RV, Chippers and other Construction Vehicles

Higher Amp capacity - 350 amps continuous/2500 amps 5 second surges

Clip on terminal covers designed for protection against arcing. Proprietary brass attaching nut allows 180 degree rotation

Features:

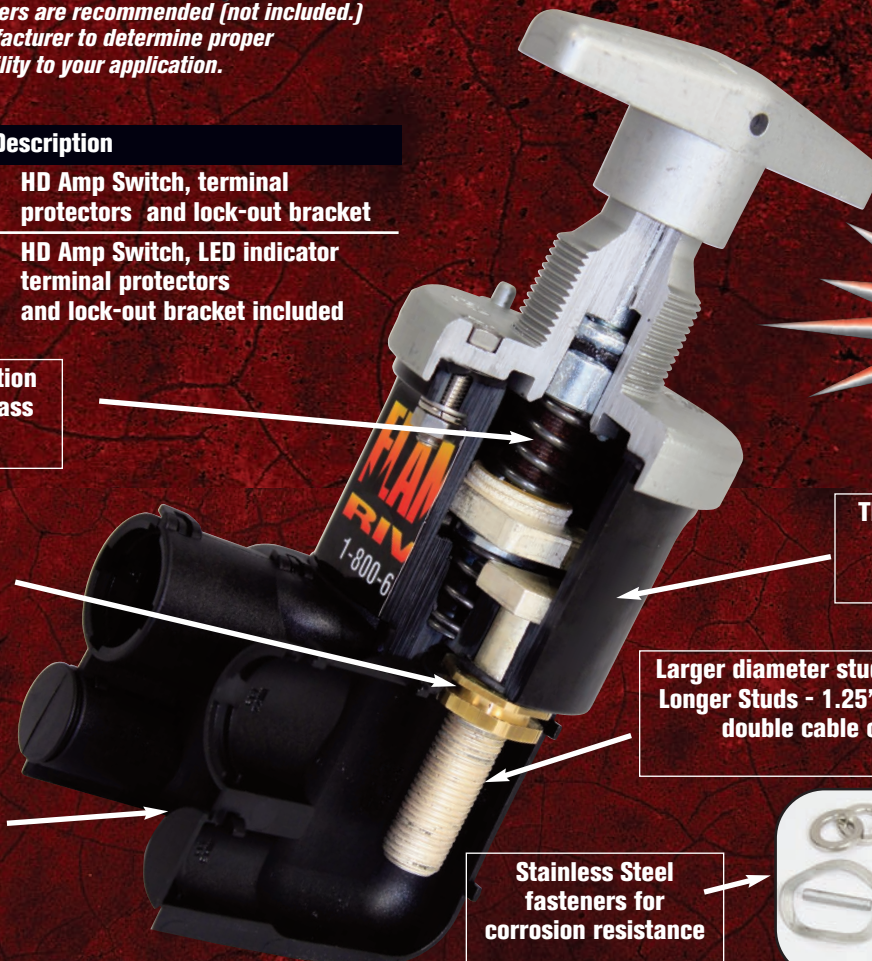
- Waterproof • Silver Plated Copper internal contact plates
- Increased Insulation to H Class Rating
- Larger diameter studs .4724 inch (M12)
- Longer studs 1.25 inch to allow easier double cable connection
- Stainless Steel Fasteners for corrosion resistance
- LED Indicator Light • Lock out feature

Part No.	Description
FR1043	HD Amp Switch, terminal protectors and lock-out bracket
FR1043LED	HD Amp Switch, LED indicator terminal protectors and lock-out bracket included

Increased insulation bushings to H Class Rating.

Proprietary brass nut allows for 180 degree rotation

Clip on terminal covers are designed to protect against arcing and short circuit. Terminal Covers are splash and dust proof.



Thicker silver plated copper internal contact plates.

Larger diameter studs - .4725 (M12)
Longer Studs - 1.25" to allow easier double cable connection

Stainless Steel fasteners for corrosion resistance



350 Amps



Visit Flaming River Online

**Full show & event
schedule available at
FlamingRiver.com**

**FlamingRiver.com offers a variety of tools
to help our customers make informed decisions
when upgrading their vehicle's steering system.
Browse products by specific vehicle application.**

**"Tech Tips & Tricks" with FAQs, installation
instructions & diagrams, and how-to articles.**

Video Vault with exclusive online video content

Dealer Locator - find a local Flaming River distributor

Sign Up For Our E-Newsletter
For information on new products,
promotions, tech tips, pictures of our
rides and much more, visit
www.flamingriver.com to sign up for
our monthly E-Newsletter!

facebook



**FLAMING
RIVER**

Apparel



Part No.	Description
FR1102	Chrome Logo Hat (Black)
FRTIREDISPLAY	Flaming River Logo Display Sign (laser cut stainless with laminated decal)
FR9000BX	Counter Display Box
FR T-Shirt	Men's "Hard Candy" Short Sleeve T-Shirt Available in Black or White Large / X-Large / XX-Large
FR T-Shirt2	Men's "Peterbilt" Short Sleeve T-Shirt Large / X-Large / XX-Large
FR T-ShirtW	Women's "Hard Candy" Short Sleeve T-Shirt Medium / Large / X-Large
FR SWShirt	SWEATSHIRTS: "Peterbilt" Hooded Sweatshirt Available in Full-Zip or Pullover Style Large / X-Large / XX-Large



FR1001 105	FR1509VP 80	FR1851SSPL 41	FR20005-48 47	FR20020MC 21	FR20118-3 24	FR21012 20	FR315KT 60
FR1002 105	FR1512 78, 81	FR1856 13	FR20005-48SS 47	FR20020MCSS 21	FR20118-4 3, 24	FR21013 20	FR315KTNC 60
FR1003 105	FR1513-30 87, 98	FR1857-10 thru 30 46	FR20005-57 11	FR20020MCBK 21	FR20118-5 3	FR21014 20	FR316KTMN 58
FR1003-1 105	FR1513-36 87, 98	FR1857-DO 46	FR20005-57SS 11	FR20020NE 7	FR20119 18,36	FR21015 20	FR316KTPW 58
FR1003-2 105	FR1514-30 98	FR1857-DO2 46	FR20005SLC 16	FR20020PL 7	FR20119BA 18	FR21016 20	FR316KTQR 58
FR1003-4 105	FR1514-36 98	FR1857-DO3-DO 46	FR20005SSLC 16	FR20020PLNE 7	FR20119DO 96	FR21000M 12	FR317-1KT- FR317KTPL 68
FR100136 85	FR1515 83	FR1857-FD 46	FR20005SS 8	FR20021 4	FR20119DO2 96	FR21000P1 12	FR318KT 62
FR100377-100506 84, 90	FR1516GM1 45	FR1857-FD2 46	FR20005TS 16	FR20021NE 12	FR20119TA 12, 30,36	FR21000P2 12	FR318KTPL 62
FR1003TM 106	FR1516GM2 45	FR1857-JPS 47	FR20005TSPL 16	FR20021PL 7	FR20119FD 36, 101	FR21000MSS 12	FR322PWRH 66
FR1005 107	FR1516GM3 45	FR1857-JP2S 47	FR20006 4, 6	FR20021PLNE 12	FR20119OE 30, 36	FR21000P1SS 12	FR324PWRH- FR329RH 66
FR1005LED 108	FR1517-76 -FR1519-97TJ 46, 47	FR1857JPMS 47	FR20006BK 4	FR20022 7	FR20120HN 24	FR21000P2SS 12	Fr32915 thru 32990 91
FR1006 106	FR1520 78, 80	FR1857JPMLTS 47	FR20006-48 4	FR20022NE 12	FR20123 33	FR2450-8 thru FR2450-18	FR330KT 61
FR1006-2 106	FR1534IE 84	FR1870-4 thru 16 41	FR20006-48BK 4	FR20022PL 7	FR20123BK 33	FR2508 thru 89 42	FR3301 18
FR1008LED 108	FR1540 87, 96	FR1871-18 thru 36 41	FR20006-48SS 4	FR20023 9	FR20124BK 33	FR2630 thru 34 44	FR3302 18, 36
FR1009 107	FR1541 87, 95	FR1880 thru 1896 43	FR200066CM thru FR20006SSCP 97	FR20023-57 10	FR20125FW 34	FR2703 thru 33 44	FR3303L 18
FR1009K 107	FR1541C 87, 95	FR1890-FR1892 80	FR20006LC 17	FR20023-57-CU 10	FR20125FWBK 34	FR28514 thru 28517 91	FR3304 18, 36
FR1010 106	FR1541S 95	FR1900 thru 02 44	FR20006SS 6	FR20023-57SS 10	FR20125FWTA 34	FR30001 thru 30102-35 2	FR3304BK 18, 36
FR1013 105	FR1541TEC 87, 95	FR1910 thru 18 44	FR20006SSLC 17	FR20023SS 9	FR20128BJBK 35	FR30101BK thru 30102BK 2	FR3306 thru 3307KT 104
FR1021 105	FR1542 87, 95	FR1940 44	FR20006TS 16	FR20024 thru 20027 7	FR20128BJLG 35	FR30001CM thru 30001CPPL 97	FR331KT-365KT 64, 65
FR1022 105	FR1542Q 87, 95	FR1941 44	FR20006TSPL 16	FR20029 7	FR20130BK 33	FR30002 3	FR40001-FR40001-S 70, 78
FR1043 109	FR1542QC 87	FR1942 44	FR20007 6	FR20029NE 7	FR20130LG 33	FR30005 15, 63	FR40002 70, 78
FR1043LED 109	FR1542TC 87	FR1949 10	FR20007-36 12	FR20029PL 7	FR20130LT 33	FR30005BK 15, 63	FR40002KT 79
FR1102 111	FR1543 47, 99	FR1951 10	FR20007-36SS 6, 12	FR20029PLNE 7	FR20130WH 33	FR30005SS 15, 63	FR40003 78, 79
FR1493 94	FR1543Q 99	FR1990 19	FR20007-48 17	FR20030 7, 12	FR20136FB 33	FR30006 13	FR40020-40031V 72, 73
FR1493PL 94	FR1550BU 87, 102	FR1990PL 19	FR20007-48SS 17	FR20030PL 7, 12	FR20137FB 35	FR30006BK 13	FR40022-FR40004-S 75
FR1494-1496 89	FR1550P 102	FR1990K 19	FR20007LC 16	FR20030-F 7	FR20140FB 35	FR30006SS 13	FR40023-FR40024 77
FR1497-1 101	FR1550C 102	FR1990KPL 19	FR20007SSLC 17	FR20030PLF 7	FR20142 104	FR30104 20	FR40032-FR40032V 74
FR1497-1Q* 101	FR1560 47, 87	FR1990-3KPL 19	FR20007SS 17	FR20059 7	FR20150HGAD 29, 36	FR30104PL 20	FR40100W 49
FR1497PWR 100	FR1561 88	FR1990TEPL 19	FR20009 20	FR200MUKT 100	FR201500E 29, 36	FR30065HR - FR300PW1PL 52	FR40105 48
FR147VLV 100	FR1561KT1 89	FR1992K 19	FR20009SS 20	FR200MUKT2 100	FR20150DG 29	FR302KT 56, 99	FR40105-1 48
FR1497Q 87	FR1562 88	FR1992KPL 19	FR20009OE 20	FR200MUKT2NO 100	FR20150LG 29	FR303KT 56	FR40105E 48
FR1497-XX* 101	FR1570 88	FR1993K 19	FR20009OESS 20	FR200MUKTNO 100	FR20150LT 29	FR303KYB 56	FR40105UE 48
FR1498 87, 101	FR1571 88, 90	FR1993KPL 19	FR20009GOSS 23	FR20100 27, 37	FR20150M69 97	FR303PW 56	FR40110-FR40014 69
FR1498-1 101	FR1571PL 88, 90	FR1999R0-30 18, 19	FR20011GOSS 23	FR20100CVR 27, 37	FR20150M70 97	FR303PWB 56	FR40110CN 48
FR1498-PWR 100	FR1572 88, 90	FR1999R0-30PL 19	FR20011GOSS 23	FR20100CRD27	FR20150R0 18	FR303NC 57	FR50001-FR50004C 86
FR1498VLKT 100	FR1573 90	FR1999R0BK-30 18	FR2000MCBK 21	FR20101 6, 27, 37	FR20150WD 29, 32	FR304KT 57	FR50002-50002C
FR1498-VLV 100	FR1600 85	FR1999ROSS-30 18	FR2000MCSS 21	FR20101AB thru FR20101VT 38	FR20150WH 29	FR304KT 57	FR50003C 52
FR1498-X 100	FR1601 81, 85	FR1999ROSS-30LC 18	FR2000MU1 100	FR20101-57 38	FR20151BK 34	FR304NCPW 56	FR60002 16
FR1500 87, 94	FR1603 80, 81	FR1990R0-32 19	FR2000MU2 100	FR20105V-20111V 39	FR20150 29	FR304PCPW 56	FR60003 17
FR1500MP 89	FR1603L 80, 85	FR1990R0-32PL 18	FR2000MU2SS 100	FR20102 thru 20106 37	FR20151RE 34	FR305FS 59	FR9000BX 111
FR1500BS 87, 89	FR1610 61, 71	FR1999VTR 14	FR200MUKT 100	FR20108 12	FR20152BK 34	FR305KT 59	FR9950TLG 80
FR1500-C 87, 94	FR1610-F 71, 88	FR1999VTR-H 14	FR200MUKT2 27, 100	FR20108PL 12	FR20152LG 34	FR306KT 54	FRCA100 4
FR1500Q 87, 94	FR1614 88	FR1999VTRSS 14	FR2000VT 14, 63	FR20111NS 24	FR20152RE 34	FR306KTPL 54	FRCA103 4
FR1500TC 87, 94	FR1614MA 88	FR1999VTRSS-H 14	FR2000VTBK 14,63	FR20112BK 24	FR20152TN 34	FR306NM 54	FRCA104 4
FR1501B 85	FR1620 85	FR2001 81	FR2000VTBK 14	FR20112AL 24	FR20152WH 34	FR307NP 54	FRGSARM 8
FR1501-FR1501-2 78, 81	FR1621 39	FR2001 14	FR2000VTBKA 14	FR20112APL 24	FR20155AL 15, 34	FR307KTPW 54	FRHNR2 4, 27
FR1501IE 84	FR1621-1 39	FR2003VTBK 14	FR2000VTA 14, 98	FR20112BK 24	FR20156SS 15, 34	FR307KTPWPL 54	FRIGN1 27
FR1501D-FR1501P 85	FR1622 39	FR2003VTBKA 14	FR2000VT-AD 15, 63	FR20112BK 24	FR20157SS 15, 34	FR308KT 55	FRIGN3 39
FR1502-FR1502-4X4 78, 81	FR1623 90	FR2003VTBK 14	FR2000VTSS 14, 98	FR20113 36	FR20160 32	FR308KTPL 55	FRIGN3-1 39
FR1502B 85	FR1625 88, 90	FR200300 2	FR2000VTSSA 14, 98	FR20113FD 36	FR20160AD 32	FR308KTPW 55	FRIGN3PL 39
FR1503- FR1503-3X3 78	FR1700 thru 99 UJ 40	FR20000 6	FR20010CBL 21	FR20113OE 36	FR20160ADOE 32	FR309KT 54	FRIGN4 39
FR1503IE 84	FR1790-1798-4 43	FR20000XX 6	FR20010LK 24	FR20113LHN 36	FR20160DG 32	FR309KTPW 54	FRIGN4-1PL 39
FR1504M 80	FR1798-100 89	FR20000XXSS 6	FR20010LKS 24	FR20114 4, 12, 37	FR20160LG 32	FR309KTPWPL 54	FRIGN4PL 39
FR1504MFT 80	FR1798-148 89	FR20000SS 6	FR20010LKS 24	FR20114-2 4, 37	FR20161 31, 36	FR310KT 54	FRUJKT1 -FRUJKT7SS 41
FR1504PFT 80	FR1800B8 thru 1800B14 45	FR20001 6	FR20010LN0 24	FR20114-3 4, 37	FR20161S 31	FR310KTPL 54	FR311KTPW 54
FR1504P 80	FR1810 43	FR20001SS 6	FR20010LKS 24	FR20114-4 4	FR20161AD 31, 97	FR311KTPW 54	FR311KTPWPL 54
FR1505M 96	FR1810KA 43	FR20002 6	FR20010LKS 24	FR20114K 3, 4	FR20161CAP 31	FR312KT 63	FR313KT 60
FR1505P 96	FR1810KAC 43	FR20002SS 6	FR20011PL 16	FR20114K 3, 4	FR20162 32	FR313KTNC 60	FR314KT1- FR314KT2PL 67
FR1506M 96	FR1810KS 43	FR20003 6	FR20012 16	FR20114KY-2PL 39	FR20163BK 30	FR313KT 60	
FR1506P 96	FR1810KSC 43	FR20003SS 6	FR20112APL 16	FR20114SH-1 39	FR20163LT 30	FR313KT 60	
FR1507C 81, 85	FR1811 43	FR20004-48 100	FR20012PL 16	FR20114SH-2 39	FR20163LG 30	FR313KT 60	
FR1507-IE2 84	FR1812B1 43	FR20004-48SS 100	FR2001VT 14, 63	FR20114SH-3 39	FR20164BK 30	FR313KT 60	
FR1507-1 -FR1507-5 78, 81	FR1820 thru 22 44	FR20004-69 100	FR2001VTBK 14, 63	FR20115 8	FR20167 35	FR313KT 60	
FR1507-3QIE 84	FR1850 41	FR20004-69SS 100	FR2001VTA 14	FR20116 8	FR20167AD 35	FR313KT 60	
FR1508-FR1508Q 78	FR1850-22 41	FR20005 4, 6, 7	FR2001VTSS 14, 63	FR20117 8	FR20168 28	FR313KT 60	
FR1509M 80	FR1850-22SS 41	FR20005BK 4	FR2001VTSSA 14	FR20118 24	FR20180 97	FR313KT 60	
FR1509P 80	FR1850SS 41	FR20005-28 6	FR20020 7	FR20118-1 4, 24	FR20181 97	FR313KT 60	
FR1509VM 80	FR1851 41	FR20005-28SS 6	FR20020DM 21	FR20118-2 24	FR21011 20	FR313KT 60	
	FR1851SS 41		FR20020DMSS 21		FR21012 20	FR313KT 60	
			FR20020DMBK 21		FR21012PL 20	FR313KT 60	

ORDERING



Flaming River's promise to you... is to strive to provide the best quality products and service possible!

Jeanette Ladina
President and CEO

**Check Out Our New
Dealer Locator &
Look for a Authorized
Flaming River Dealer
Near You!**



PAYMENT: We accept Visa, Mastercard and Discover C.O.D. (U.S. Funds). Certified check or money order is also available at an additional cost.

DELIVERY: Orders ship within 3 to 5 business days using UPS ground freight or other comparable service.

AIR SHIPMENT: Next Day Air, Second Day Air and Three Day Select services are available upon request. These will ship the next business day and are subject to special handling charges. Credit card only for air shipments. Bill to and shipping address must match for address verification.

RETURNS: Product returns and exchanges must be called in for authorization prior to return and shipped freight prepaid with a copy of the invoice. (Any shipment received without paperwork will be refused.) Returns are subject to a 15% handling fee (minimum \$15.00). Freight and polishing charges are non-refundable. Returns/Exchanges must be made within 30 days of purchase date from Flaming River. Product that has been cut, scratched, painted or installed cannot be returned. Returns must be made to the distributor where purchased.

CUSTOM PRODUCT: Custom production items require full payment with order and are non-returnable.

ORDERING

Phone: Order can be placed by calling our toll-free number: 1-800-648-8022
Hours: 8:30am - 5:00pm EST

Fax: Orders can be placed using our toll-free, 24-hour fax order line: 1-800-243-5263 (1-800-24-FLAME)

Web site: www.flamingriver.com

WARRANTY DISCLAIMER:

Flaming River's® Limited Warranty
Flaming River® warrants its products to be free from defects in material and workmanship for a period of one (1) year after the date of purchase, except that: All steering columns are warranted for a period of three (3) years from the date of purchase. The Big Switch (part number FR1005) is warranted for a period of three (3) years from the date of purchase, provided that it is not mounted with a steel bracket and provided further that it is adequately protected from environmental conditions. All electrical products other than the Big Switch are warranted for a period of ninety (90) days from the date of purchase. Flaming River's® warranty liability is limited to the replacement of defective products. Flaming River® is not liable for **any labor costs** associated with any warranty claim, or for any incidental or consequential damages. Improper installation, abuse, racing, and/or modification of the products voids this warranty. No warranty of merchantability or fitness for a particular purpose is made by Flaming River® with respect to any of its products. **Warnings and Recommendations** It is the customer's responsibility to determine the suitability of a given Flaming River® product for the customer's uses. Likewise, it is the customer's responsibility to install a Flaming River® product. Contact the vehicle manufacturer whenever installing a switch to confirm the appropriateness of using such a switch and the recommended placement of the switch on the vehicle. Use qualified chassis specialists for the installation of all steering related components. Be aware that the installation of certain Flaming River® products may adversely impact a manufacturer's warranty with respect to certain vehicles and other manufactured goods. Flaming River will repair or replace any product found to be defective in material or workmanship. Improper installation, abuse, racing and/or modification VOID WARRANTY. Flaming River® is not responsible for any labor costs associated with any warranty.

Note: The information contained in this catalog is correct to the best of our knowledge and belief, having been compiled from reliable and official sources of information. However, Flaming River Industries, Inc.® cannot assume responsibility for possible error.



FLAMING RIVER INDUSTRIES, INC.
800 Poertner Dr. Berea, Ohio. 44017 USA
440/826-4488 FAX 440/826-0780
1-800-648-8022
www.flamingriver.com



HOT ROD
INDUSTRY ALLIANCE



**Road Tour
Sponsor**





*If it doesn't say Flaming River...
It just isn't good enough!*