

2010

Dick

CEPEK[®]

TIRES & WHEELS

PREPARE FOR ADVENTURE

PREPARE FOR ADVENTURE



Founded in 1963 by off-road enthusiast Dick Cepek, the Dick Cepek Brand has always taken great pride in providing quality on and off-road products for truck, S.U.V., and 4x4 owners. From it's humble beginnings as a means for Dick to supply his family, friends, and fellow off-road enthusiasts with tires that would take them off the highway and into the great outdoors, to today's high tech tire manufacturing facilities around the country,

Dick Cepek's mission is still carried out today by helping thousands of customers to enjoy products that enhance their vehicle and provide off road capability to those that need it. Although Dick is no longer with us, we think he'd be proud that his legend lives on and the products that bear his name have helped so many off roaders enjoy the same passion for the outdoors that he enjoyed.



CONTENTS

TIRES



<i>RADIAL F-C II</i>	<i>1</i>
<i>MUD COUNTRY</i>	<i>2</i>
<i>CRUSHER</i>	<i>3</i>

WHEELS

<i>TORQUE</i>	<i>4</i>
<i>DC-2 BLACK</i>	<i>5</i>
<i>DC-1 POLISHED</i>	<i>6</i>
<i>DC-1 BLACK</i>	<i>7</i>
<i>DC-1 CHROME</i>	<i>8</i>
<i>CAP INFO</i>	<i>9</i>
<i>WHEEL INFO</i>	<i>9</i>

APPAREL

<i>DICK CEPEK CLOTHING</i>	<i>10</i>
-----------------------------------	------------------

POINT OF PURCHASE

<i>BANNERS, SIGNS, DECALS</i>	<i>11</i>
<i>PRODUCT DISPLAYS</i>	<i>12</i>



RADIAL F-C II

With it's unique "hybrid" design between an all-terrain and mud terrain, the radial F-C II has proven to be a real "any terrain" radial. This is one tough tire! Available in a wide selection of traditional and specialty light truck sizes for almost any on or off-road application.

FEATURES AND BENEFITS

- Advanced Radial Construction for High Mileage & Smooth Ride
- Built on a Mud Tire Carcass which Provides an Extra Deep Tread for a Longer Lasting Tire and Higher Load Ratings
- Self Cleaning Tread with "Stone Kickers" for Off Road Traction
- Extra Wide Footprint for Better Traction and Even Wear
- Trademark "DC" Sidebiters® For Added Traction & Protection
- Siped Tread Lugs for Better Grip on Smooth Surfaces and Ice

Part #	Size	Equivalent Size	Side Wall	Service Desc.	Appx. Weight Lbs.	Load Range	Max Load	Max PSI	Approved Rims	Measuring Rim	Section Width	Tread Width	Overall Diameter	Tread Depth 32nds
11053	31X10.50R15LT		OWL	109Q	41	C	2,270	50	7-9	8.5	10.7	8.2	30.5	20
13253	33X12.50R15LT		OWL	108Q	53	C	2,205	35	8.5-11	10	12.4	9.8	32.6	20
15253	35X12.50R15LT		OWL	113Q	64	C	2,535	35	8.5-11	10	12.9	10.2	34.9	20
12065	LT265/75R16	32X10.50R16	OWL	123N	52	E	3,415	80	7-8	7.5	10.6	8.1	31.8	18
13164	LT285/75R16	33X11.50R16	OWL	122N	56	D	3,305	65	7.5-9	8	11.3	9.2	32.8	20
13264	LT305/70R16	33X12.50R16	OWL	118N	56	D	2,910	50	8-9.5	9	12.3	10.0	32.8	18
15264	LT315/75R16	35X12.50R16	OWL	121N	64	D	3,195	50	8-10	8.5	12.9	10.0	34.6	20
12075	LT265/70R17	32X10.50R17	OWL	121Q	52	E	3,195	80	7-9	8	11.0	8.4	31.7	18
13175	LT285/70R17	33X11.50R17	OWL	121Q	55	D	3,195	65	7.5-9.5	8.5	11.4	9.1	32.8	18
13274	33X12.50R17LT		OWL	114Q	58	D	2,600	50	8.5-11	10	12.4	9.8	32.6	20
15274	35X12.50R17LT		OWL	119Q	66	D	3,000	50	8.5-11	10	12.9	10.2	34.9	20
17373*	37X13.50R17LT		BLK	121Q	89	D	3,195	50	8.5-11	11	13.6	10.8	36.8	22
12185	LT275/65R18	32X11.50R18	OWL	123Q	55	E	3,415	80	7.5-9.5	8	10.9	8.8	32.3	18
13285*	LT305/60R18	33X12.50R18	BLK	121Q	65	E	3,195	65	8.5-11	9	12.9	9.8	32.6	20
13385*	LT325/60R18	33X13.50R18	BLK	124Q	79	E	3,525	65	9-12	9.5	13.3	10.8	33.2	19
15285*	LT305/70R18	35X12.50R18	BLK	126Q	71	E	3,750	65	8-10	9	12.3	9.8	35.1	20
15385*	LT325/65R18	35X13.50R18	BLK	127N	79	E	3,860	65	9-12	9.5	13.5	10.8	35.0	19
13225*	LT305/55R20	33X12.50R20	BLK	121Q	63	E	3,195	65	8.5-11	9.5	12.5	10.1	33.4	20
13325*	LT325/50R20	33X13.50R20	BLK	120N	73	E	3,085	65	9-12	10	13.2	10.8	33.0	20
15225*	35X12.50R20LT		BLK	121Q	71	E	3,195	65	8.5-11	10	12.5	9.8	34.6	20
15325*	35X13.50R20LT		BLK	122Q	81	E	3,305	65	8.5-11	11	13.6	10.7	34.8	19

* 3-Ply Sidewall

Dick
CEPEK
TIRES & WHEELS
PREPARE FOR ADVENTURE



MUD COUNTRY

The Dick Cepek Mud Country is one tough tire, on or off-road! Featuring the latest in radial tire technology including segmented molds for uniformity, 3-ply sidewalls for puncture resistant off-road driving and excellent towing capabilities, plus spiral wound nylon over wraps for high performance handling characteristics, and a wide footprint for stability and good looks!

FEATURES AND BENEFITS

- 3-Ply Sidewalls with Cross ply Technology for Better Handling, Increased Puncture and Tear Resistance at the Sidewall, and Better Towing Capabilities
- Stepped Tread Blocks for Ultimate Tread Cleaning Characteristics
- Extra Wide Footprint for Better Traction and Even Wear
- Sidebiters® for Added Traction and Protection
- Siped Tread Lugs for Better Grip on Smooth Surfaces and Ice

Part #	Size	Equivalent Size	Side Wall	Service Desc.	Appx. Weight Lbs.	Load Range	Max Load	Max PSI	Approved Rims	Measuring Rim	Section Width	Tread Width	Overall Diameter	Tread Depth 32nds
21053	31X10.50R15LT		OWL	109Q	47	C	2,270	50	7-9	8.5	10.9	8.3	30.8	19
23253	33X12.50R15LT		OWL	108Q	56	C	2,205	35	8.5-11	10	12.1	9.7	32.8	20.5
25253	35X12.50R15LT		OWL	113Q	66	C	2,535	35	8.5-11	10	12.2	10.0	34.8	19.5
22065	LT265/75R16	32X10.50R16	OWL	123Q	53	E	3,415	80	7-8	7.5	10.1	8.3	32.0	18.5
23164	LT285/75R16	33X11.50R16	OWL	122Q	56	D	3,305	65	7.5-9	8	11.3	8.9	33.1	18.5
23264	LT305/70R16	33X12.50R16	OWL	118Q	61	D	2,910	50	8-9.5	9	12.0	9.8	33.1	19
25264	LT315/75R16	35X12.50R16	OWL	121Q	67	D	3,195	50	8-10	8.5	11.9	9.8	34.5	19
22075	LT265/70R17	32X10.50R17	OWL	121Q	53	E	3,195	80	7-9	8	10.8	8.3	31.9	18.5
23274	33X12.50R17LT		OWL	114Q	63	D	2,600	50	8.5-11	10	12.5	9.8	32.8	20.5
25274	35X12.50R17LT		OWL	119Q	78	D	3,000	50	8.5-11	10	12.7	9.8	34.9	19.5
23285	LT305/60R18	33X12.50R18	BLK	121Q	65	E	3,195	65	8.5-11	9	12.1	9.8	32.6	20.5
23385	LT325/60R18	33X13.50R18	BLK	124N	73	E	3,525	65	9-12	9.5	13.3	10.5	33.2	23
25285	LT305/70R18	35X12.50R18	OWL	126Q	71	E	3,750	65	8-10	9	12.2	9.8	35.0	20.5
23225	LT305/55R20	33X12.50R20	BLK	121Q	66	E	3,195	65	8.5-11	9.5	12.5	10.1	33.4	20.5
25225	35X12.50R20LT		BLK	121Q	71	E	3,195	65	8.5-11	10	12.5	9.8	34.5	20.5



CRUSHER

The Dick Cepek Crusher Radial is perfect for truck owners seeking ultra aggressive off road traction and excellent handling on the street. The Dick Cepek Crusher Radial features a unique tread pattern, tough 3-ply sidewalls, functional skull and cross bone Sidebiters®, and a great selection of sizes to customize any truck, 4x4, or S.U.V..

FEATURES AND BENEFITS

- Advanced Radial Construction for Superior Uniformity & Ride
- Functional Skull & Cross Bone Sidebiters® for Added Traction, Sidewall Protection, & Unique Look
- Unique Tread Pattern with Aggressive Tread Lugs
- Self Cleaning High-Void Tread Lugs for Traction in Mud & Snow
- High Load Ratings for Great Towing Capabilities
- Deep Shoulder Lugs Provide Aggressive Traction & Bold Looks
- Extra Wide Footprint and Non-Directional Tread Pattern With Different Size Lugs for Added Traction & Noise Control
- 3-Ply Sidewalls / 6-Ply Tread for Superior Off Road Toughness
- Outlined White Letters on Most Sizes

Part #	Size	Equivalent Size	Side Wall	Service Desc.	Appx. Weight Lbs.	Load Range	Max Load	Max PSI	Approved Rims	Measuring Rim	Section Width	Tread Width	Overall Diameter	Tread Depth 32nds
31053	31X10.50R15LT		OWL	109Q	47	C	2,270	50	7-9	8.5	10.9	8.3	30.8	19
33253	33X12.50R15LT		OWL	108Q	56	C	2,205	35	8.5-11	10	12.1	9.7	32.8	20.5
35253	35X12.50R15LT		OWL	113Q	66	C	2,535	35	8.5-11	10	12.2	10.0	34.8	19.5
32065	LT265/75R16	32X10.50R16	OWL	123Q	53	E	3,415	80	7-8	7.5	10.1	8.3	32.0	18.5
33164	LT285/75R16	33X11.50R16	OWL	122Q	56	D	3,305	65	7.5-9	8	11.3	8.9	33.1	18.5
33264	LT305/70R16	33X12.50R16	OWL	118Q	61	D	2,910	50	8-9.5	9	12.0	9.8	33.1	19
35264	LT315/75R16	35X12.50R16	OWL	121Q	67	D	3,195	50	8-10	8.5	11.9	9.8	34.5	19
32075	LT265/70R17	32X10.50R17	OWL	121Q	53	E	3,195	80	7-9	8	10.8	8.3	31.9	18.5
33174	LT285/70R17	33X11.50R17	OWL	121Q	57	D	3,195	65	7.5-9.5	8.5	11.5	8.9	33.0	18
33275	LT305/65R17	33X12.50R17	BLK	121Q	62	E	3,195	65	8.5-11	9	12.0	9.8	33.1	20.5
35274	LT315/70R17	35X12.50R17	OWL	121Q	68	D	3,195	50	8.5-10	9.5	11.9	9.8	34.6	19



TORQUE

The DC Torque with its incredible flat black finish, machined accents, and tough satin clear coat really stands out from the crowd. Designed for newer trucks and S.U.V.'s that require higher offsets, additional brake caliper clearance, and the ability to use the factory Tire Pressure Monitoring Sensors (TPMS). This wheel is the perfect choice for the truck owner that wants to combine style with usability on or off-road.

FEATURES AND BENEFITS

- Flat Black with Tough Satin Clear Coat
- Machined Outer Lip for Rugged Look
- Maximum Caliper Clearance
- High Offset for Late Model Trucks & S.U.V.'s
- TPMS Sensor Friendly
- 16"-22" Diameters
- Center Cap Included
- Lifetime Limited Guarantee Against Structural Defects

Part #	Size	Appx. Weight	Bolt Circle	Back Space	Offset (mm)	Max Load	Repl. Cap
1068402	16x8.0	22	5x5.5	4-1/2"	+00	2,500	DC7802
1068412	16x8.0	22	6x5.5	4-1/2"	+00	2,500	DC7804
1068170	16x8.0	23	8x170	4-1/2"	+00	3,640	DC7806
1068482	16x8.0	23	8x6.5	4-1/2"	+00	3,640	DC7806
1078403	17x8.5	24	5-150	5"	+06	2,500	DC7803
1078431	17x8.5	25	5x5.0	5"	+06	2,500	DC7801
1078402	17x8.5	23	5x5.5	5"	+06	2,500	DC7802
1078462	17x8.5	24	6x135	5"	+06	2,500	DC7804
1078412	17x8.5	24	6x5.5	5"	+06	2,500	DC7804
1078170	17x8.5	26	8x170	5"	+06	3,640	DC7806
1078482	17x8.5	25	8x6.5	5"	+06	3,640	DC7806
1088403	18x8.5	26	5x150	5-1/2"	+20	2,500	DC7803
1088431	18x8.5	27	5x5.0	5-1/2"	+20	2,500	DC7801
1088402	18x8.5	28	5x5.5	4-3/4"	+00	2,500	DC7802
1088462	18x8.5	27	6x135	5-1/2"	+20	2,500	DC7804
1088412	18x8.5	26	6x5.5	4-3/4"	+00	2,500	DC7804
1088413	18x8.5	26	6x5.5	5-1/2"	+20	2,500	DC7802
1088170	18x8.5	28	8x170	4-3/4"	+00	3,640	DC7806
1088482	18x8.5	27	8x6.5	4-3/4"	+00	3,640	DC7806

Part #	Size	Appx. Weight	Bolt Circle	Back Space	Offset (mm)	Max Load	Repl. Cap
1029403	20x9.0	33	5x150	6-3/16"	+30	2,500	DC7803
1029402	20x9.0	35	5x5.5	5-1/2"	+13	2,500	DC7801
1029462	20x9.0	34	6x135	6-3/16"	+30	2,,500	DC7804
1029412	20x9.0	34	6x5.5	5-1/2"	+13	2,500	DC7804
1029413	20x9.0	34	6x5.5	6-3/16"	+30	2,500	DC7804
1029170	20x9.0	35	8x170	4-1/2"	-13	3,640	DC7806
1029482	20x9.0	36	8x6.5	4-1/2"	-13	3,640	DC7806
1022403	22x9.5	38	5x150	6-5/8"	+35	2,500	DC7803
1022402	22x9.5	39	5x5.5	5-13/16"	+15	2,500	DC7802
1022462	22x9.5	38	6x135	6-5/8"	+35	2,500	DC7804
1022412	22x9.5	40	6x5.5	5-13/16"	+15	2,500	DC7804
1022413	22x9.5	38	6x5.5	6-5/8"	+35	2,500	DC7804
1022170	22x9.5	38	8x170	6"	+19	3,640	DC7806
1022482	22x9.5	38	8x6.5	6"	+19	3,640	DC7806



NEW!

DC-2 BLACK

The Dick Cepek DC-2 features a gloss black and machined finish with a tough layer of U.V. clear coat protection for superior durability and ease of care even in harsh climates. The DC-2 is a super strong, aluminum wheel built especially for today's trucks, S.U.V.'s and 4x4's.

FEATURES AND BENEFITS

- Built With Maximum Caliper Clearance for Today's Modern Trucks
- Clear Coated for Added Protection in Harsh Climates
- Satin Finish Non Corrosive Center Cap (included)
- TPMS Air Sensor Friendly
- Lifetime Limited Guarantee Against Structural Defects

Part #	Size	Appx. Weight	Bolt Circle	Back Space	Offset (mm)	Max Load	Repl. Cap
1158421	15x8	20	5-4.5	3-5/8"	-21	2,100	DC7801
1158401	15x8	19	5-5.5	3-5/8"	-21	2,100	DC7802
1158411	15x8	19	6-5.5	3-5/8"	-21	2,100	DC7804
1150421	15x10	25	5-4.5	3-5/8"	-47	2,100	DC7801
1150401	15x10	25	5-5.5	3-5/8"	-47	2,100	DC7802
1150411	15x10	24	6-5.5	3-5/8"	-47	2,100	DC7804
1168452	16x8	21	5-135	4"	-12	2,500	DC7802
1168421	16x8	20	5-4.5	4"	-12	2,500	DC7801
1168431	16x8	20	5-5	4"	-12	2,500	DC7801
1168401	16x8	20	5-5.5	4"	-12	2,500	DC7802
1168412	16x8	21	6-5.5	4"	-12	2,500	DC7804
1168170	16x8	21	8-170	4"	-12	3,400	DC7806
1168482	16x8	22	8-6.5	4"	-12	3,400	DC7806
1160452	16x10	24	5-135	4-1/2"	-25	2,500	DC7802
1160421	16x10	24	5-4.5	4-1/2"	-25	2,500	DC7801
1160401	16x10	23	5-5.5	4-1/2"	-25	2,500	DC7802
1160412	16x10	24	6-5.5	4-1/2"	-25	2,500	DC7804
1160170	16x10	25	8-170	4-1/2"	-25	3,400	DC7806
1160481	16x10	26	8-6.5	4-1/2"	-25	3,400	DC7806

Part #	Size	Appx. Weight	Bolt Circle	Back Space	Offset (mm)	Max Load	Repl. Cap
1179452	17x9	25	5-135	4-1/2"	-12	2,500	DC7802
1179421	17x9	24	5-4.5	4-1/2"	-12	2,500	DC7801
1179431	17x9	24	5-5	4-1/2"	-12	2,500	DC7801
1179402	17x9	25	5-5.5	4-1/2"	-12	2,500	DC7802
1179462	17x9	25	6-135	4-1/2"	-12	2,500	DC7804
1179412	17x9	24	6-5.5	4-1/2"	-12	2,500	DC7804
1179170	17x9	26	8-170	4-1/2"	-12	3,400	DC7806
1179481	17x9	26	8-6.5	4-1/2"	-12	3,400	DC7806
1189431	18x9	27	5-5	4-1/2"	-13	2,500	DC7801
1189402	18x9	28	5-5.5	4-1/2"	-13	2,500	DC7802
1189462	18x9	29	6-135	5"	+0	2,500	DC7804
1189412	18x9	28	6-5.5	4-1/2"	-13	2,500	DC7804
1189170	18x9	29	8-170	4-1/2"	-13	3,400	DC7806
1189481	18x9	27	8-6.5	4-1/2"	-13	3,400	DC7806
1129402	20x9	31	5-5.5	4-1/2"	-13	2,500	DC7802
1129462	20x9	30	6-135	5"	+0	2,500	DC7804
1129412	20x9	31	6-5.5	4-1/2"	-13	2,500	DC7804
1129170	20x9	33	8-170	4-1/2"	-13	3,400	DC7806
1129481	20x9	33	8-6.5	4-1/2"	-13	3,400	DC7806
1121170	20x12	40	8-170	4-1/2"	-50	3,400	DC7806
1121481	20x12	40	8-6.5	4-1/2"	-50	3,400	DC7806





**WHILE
SUPPLIES
LAST ***

DC-1 POLISHED

The Dick Cepek DC-1 Polished aluminum wheel is ideal for on or off-road driving. This highly polished, super strong wheel is built especially for today's modern trucks, S.U.V.'s & 4x4's requiring maximum brake caliper clearance and larger wheel diameters.

FEATURES AND BENEFITS

- Built With Maximum Caliper Clearance for Today's Modern Trucks
- Polished Finish
- Polished Stainless Steel Center Cap that Won't Rust or Peel (included)
- Stainless Steel Hardware for a Rugged Look
- Lifetime Limited Guarantee Against Structural Defects
- TPMS Air Sensor Friendly

*Clearance Item Supplies Are Limited To Stock On Hand

Part #	Size	Appx. Weight	Bolt Circle	Back Space	Offset (mm)	Max Load	Repl. Cap
758421	15x8	20	5-4.5	3-5/8"	-21	2,100	DC11
758401	15x8	19	5-5.5	3-5/8"	-21	2,100	DC88
758411	15x8	19	6-5.5	3-5/8"	-21	2,100	DC33
750421	15x10	24	5-4.5	3-5/8"	-47	2,100	DC11
750401	15x10	24	5-5.5	3-5/8"	-47	2,100	DC88
750411	15x10	24	6-5.5	3-5/8"	-47	2,100	DC33
752401	15x12	30	5-5.5	3-5/8"	-73	2,100	DC88
752411	15x12	28	6-5.5	3-5/8"	-73	2,100	DC33
768452	16x8	20	5-135	4"	-12	2,500	DC22
768421	16x8	20	5-4.5	4"	-12	2,500	DC11
768401	16x8	20	5-5.5	4"	-12	2,500	DC88
768412	16x8	20	6-5.5	4"	-12	2,500	DC33
768170	16x8	21	8-170	4"	-12	3,400	DC55
768482	16x8	21	8-6.5	4"	-12	3,400	DC55
760452	16x10	24	5-135	4-1/2"	-25	2,500	DC22
760421	16x10	24	5-4.5	4-1/2"	-25	2,500	DC11
760401	16x10	24	5-5.5	4-1/2"	-25	2,500	DC88
760412	16x10	25	6-5.5	4-1/2"	-25	2,500	DC33
760170	16x10	26	8-170	4-1/2"	-25	3,400	DC55
760481	16x10	26	8-6.5	4-1/2"	-25	3,400	DC55

Part #	Size	Appx. Weight	Bolt Circle	Back Space	Offset (mm)	Max Load	Repl. Cap
761412	16x12	27	6-5.5	4-1/2"	-50	2,500	DC33
761170	16x12	29	8-170	4-1/2"	-50	3,400	DC55
761481	16x12	29	8-6.5	4-1/2"	-50	3,400	DC55
779452	17x9	24	5-135	4-1/2"	-12	2,500	DC22
779421	17x9	24	5-4.5	4-1/2"	-12	2,500	DC11
779402	17x9	24	5-5.5	4-1/2"	-12	2,500	DC88
779462	17x9	24	6-135	4-1/2"	-12	2,500	DC22
779170	17x9	25	8-170	4-1/2"	-12	3,400	DC55
779481	17x9	25	8-6.5	4-1/2"	-12	3,400	DC55
779412	17x9	24	6-5.5	4-1/2"	-12	2,500	DC33
781402	18x12	33	5-5.5	4-1/2"	-50	2,500	DC88
781412	18x12	32	6-5.5	4-1/2"	-50	2,500	DC33
781170	18x12	34	8-170	4-1/2"	-50	3,400	DC55
721412	20x12	36	6-5.5	4-1/2"	-50	2,500	DC33
721170	20x12	40	8-170	4-1/2"	-50	3,400	DC55
721481	20x12	36	8-6.5	4-1/2"	-50	3,400	DC55



DC-1 BLACK

The Dick Cepek DC-1 Black Series features a gloss black and machined finish with a tough layer of U.V. clear coat protection for superior durability and ease of care even in harsh climates. The DC-1 is a super strong, aluminum wheel built especially for today's trucks, S.U.V.'s and 4x4's.

FEATURES AND BENEFITS

- Built With Maximum Caliper Clearance for Today's Modern Trucks
- Clear Coated for Added Protection in Harsh Climates
- Polished Stainless Steel Center Cap That Won't Rust or Peel (included)
- Stainless Steel Hardware for a Rugged Look
- TPMS Air Sensor Friendly
- Lifetime Limited Guarantee Against Structural Defects

*Clearance Item Supplies Are Limited To Stock On Hand

Part #	Size	Appx. Weight	Bolt Circle	Back Space	Offset (mm)	Max Load	Repl. Cap
958421	15x8	20	5-4.5	3-5/8"	-21	2,100	DC11
958401	15x8	19	5-5.5	3-5/8"	-21	2,100	DC88
958411	15x8	19	6-5.5	3-5/8"	-21	2,100	DC33
950421	15x10	25	5-4.5	3-5/8"	-47	2,100	DC11
950401	15x10	25	5-5.5	3-5/8"	-47	2,100	DC88
950411	15x10	24	6-5.5	3-5/8"	-47	2,100	DC33
968452	16x8	21	5-135	4"	-12	2,500	DC22
968421	16x8	20	5-4.5	4"	-12	2,500	DC11
968431	16x8	20	5-5	4"	-12	2,500	DC11
968401	16x8	20	5-5.5	4"	-12	2,500	DC88
968412	16x8	21	6-5.5	4"	-12	2,500	DC33
968170	16x8	21	8-170	4"	-12	3,400	DC55
968482	16x8	22	8-6.5	4"	-12	3,400	DC55
960452	16x10	24	5-135	4-1/2"	-25	2,500	DC22
960421	16x10	24	5-4.5	4-1/2"	-25	2,500	DC11
960401	16x10	23	5-5.5	4-1/2"	-25	2,500	DC88
960412	16x10	24	6-5.5	4-1/2"	-25	2,500	DC33
960170	16x10	25	8-170	4-1/2"	-25	3,400	DC55
960481	16x10	26	8-6.5	4-1/2"	-25	3,400	DC55

Part #	Size	Appx. Weight	Bolt Circle	Back Space	Offset (mm)	Max Load	Repl. Cap
979452	17x9	25	5-135	4-1/2"	-12	2,500	DC22
979421	17x9	24	5-4.5	4-1/2"	-12	2,500	DC11
979431	17x9	24	5-5	4-1/2"	-12	2,500	DC11
979402	17x9	25	5-5.5	4-1/2"	-12	2,500	DC88
979462	17x9	25	6-135	4-1/2"	-12	2,500	DC22
979412	17x9	24	6-5.5	4-1/2"	-12	2,500	DC33
979170	17x9	26	8-170	4-1/2"	-12	3,400	DC55
979481	17x9	26	8-6.5	4-1/2"	-12	3,400	DC55
989431	18x9	27	5-5	4-1/2"	-13	2,500	DC11
989402	18x9	28	5-5.5	4-1/2"	-13	2,500	DC88
989462	18x9	29	6-135	5"	+0	2,500	DC22
989412	18x9	28	6-5.5	4-1/2"	-13	2,500	DC33
989170	18x9	29	8-170	4-1/2"	-13	3,400	DC55
989481	18x9	27	8-6.5	4-1/2"	-13	3,400	DC55
929402	20x9	31	5-5.5	4-1/2"	-13	2,500	DC88
929462	20x9	30	6-135	5"	+0	2,500	DC22
929412	20x9	31	6-5.5	4-1/2"	-13	2,500	DC33
929170	20x9	33	8-170	4-1/2"	-13	3,400	DC55
929481	20x9	33	8-6.5	4-1/2"	-13	3,400	DC55
921170	20x12	40	8-170	4-1/2"	-50	3,400	DC55
921481	20x12	40	8-6.5	4-1/2"	-50	3,400	DC55



DC-1 CHROME

The Dick Cepek DC-1 Chrome wheel is ideal for on or off-road driving. This super strong aluminum wheel is built especially for today's modern trucks, S.U.V.'s & 4x4's requiring maximum brake caliper clearance and larger wheel diameters. The brilliant chrome plating makes your wheels easier to maintain and looks great.

FEATURES AND BENEFITS

- Built With Maximum Caliper Clearance for Today's Modern Trucks
- Chrome Plated for Easy Maintenance and a Brilliant Shine
- Polished Stainless Steel Center Cap that Won't Rust or Peel (included)
- Stainless Steel Hardware for a Rugged Look
- TPMS Air Sensor Friendly
- Lifetime Limited Guarantee Against Structural Defects

*Clearance Item Supplies Are Limited To Stock On Hand

Part #	Size	Appx. Weight	Bolt Circle	Back Space	Offset (mm)	Max Load	Repl. Cap
868452	16x8	21	5-135	4"	-12	2,500	DC22
868431	16x8	20	5-5	4"	-12	2,500	DC11
868401	16x8	20	5-5.5	4"	-12	2,500	DC88
868412	16x8	21	6-5.5	4"	-12	2,500	DC33
868170	16x8	22	8-170	4"	-12	3,400	DC55
860421	16x10	25	5-4.5	4-1/2"	-25	2,500	DC11
860412	16x10	24	6-5.5	4-1/2"	-25	2,500	DC33
860170	16x10	27	8-170	4-1/2"	-25	3,400	DC55
860481	16x10	27	8-6.5	4-1/2"	-25	3,400	DC55
879403	17x9	24	5-150	5-1/2"	+13	2,500	DC99
879431	17x9	25	5-5	4-1/2"	-12	2,500	DC11
879170	17x9	26	8-170	4-1/2"	-12	3,400	DC55
879481	17x9	26	8-6.5	4-1/2"	-12	3,400	DC55

Part #	Size	Appx. Weight	Bolt Circle	Back Space	Offset (mm)	Max Load	Repl. Cap
889403	18x9	27	5-150	5-1/2"	+13	2,500	DC99
889412	18x9	28	6-5.5	4-1/2"	-13	2,500	DC33
889170	18x9	28	8-170	4-1/2"	-13	3,400	DC55
889481	18x9	28	8-6.5	4-1/2"	-13	3,400	DC55
829403	20x9	31	5-150	5-1/2"	+13	2,500	DC99
829402	20x9	32	5-5.5	4-1/2"	-13	2,500	DC88
829412	20x9	31	6-5.5	4-1/2"	-13	2,500	DC33
829170	20x9	32	8-170	4-1/2"	-13	3,400	DC55
829481	20x9	32	8-6.5	4-1/2"	-13	3,400	DC55

REPLACEMENT CENTER CAPS



DC-1 Snap In



Torque / DC-2 Wheel Cap



DC-1 External Mount



DC-1 Push Thru

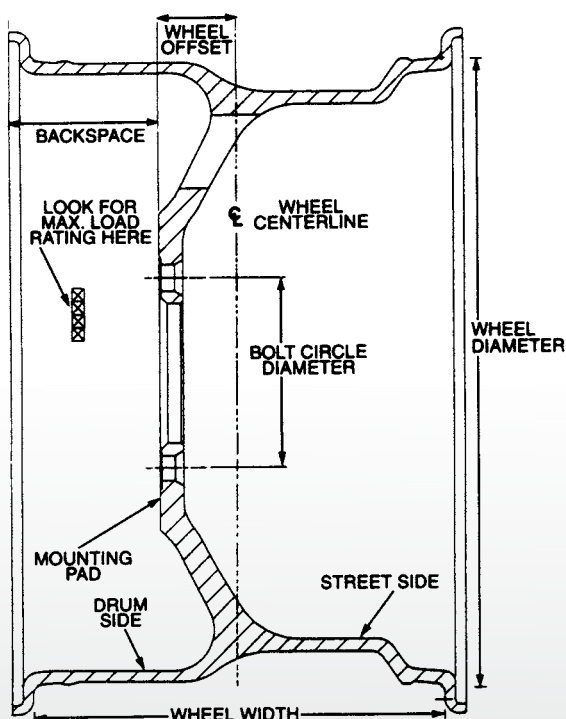
TORQUE / DC-2 CAPS

Cap #	Wheel Type	Cap Description
DC7801	5 on 5	Plastic - Bolt On
DC7802	5 on 5.5	Plastic - Bolt On
DC7803	5 on 150mm	Plastic - Bolt On
DC7804	6 on 135mm	Plastic - Bolt On
DC7806	8 on 6.5 / 170mm	Plastic - Bolt On
DC7807	8 on 6.5 / 170mm	Plastic - Bolt On- Open

DC-1 CAPS

Cap #	Wheel Type	Cap Description
DC11	5 on 4.5 / 5 on 5	Stainless Steel - Push Thru
DC22	5/6 on 135mm	Stainless Steel - Snap In
DC33	6 on 5.5	Stainless Steel - External Mount
DC44	6 on 5.5 - Open	Stainless Steel - External Mount
DC55	8 on 6.5 / 170mm	Stainless Steel - Push Thru
DC66	8 on 6.5 / 170mm	Stainless Steel - Push Thru - Open
DC77	8 on 6.5 / 170mm	Stainless Steel - Push Thru- Tall
DC88	5 on 5.5	Stainless Steel - Push Thru
DC99	5 on 150mm	Stainless Steel - External Mount

WHEEL INFO



Lug Nuts (Not Included)

All Dick Cepek Wheels use bulge acorn (conical seat) lug nuts. Dick Cepek recommends duplex bulge acorns on vehicles of GVWR of 6500lbs or greater.

Center Caps

Dick Cepek DC-1 Wheels come with Stainless Steel, closed center caps, DC Torque and DC-2 wheels come with painted caps. If You need a replacement cap refer to the chart above to obtain the proper part number for your specific wheel.

Back Spacing

Distance in inches from extreme back edge of rim, not bead seat, to the mounting pad. Lay a straight edge across back edge of rim and measure down to mounting pad.

Wheel Offset

The distance in millimeters from the wheels center line to the plane at which the wheel meets the hub. Positive offset is toward the outside of the rim, negative offset is toward the inside. Zero offset is the center of the rim.

APPAREL



DICK CEPEK POLO SHIRT

100% cotton polo featuring the Dick Cepek logo embroidered on the front.

Part #	Description	Sizes
C400S	Dick Cepek Embroidered Polo Shirt - Small	
C400M	Dick Cepek Embroidered Polo Shirt - Medium	
C400L	Dick Cepek Embroidered Polo Shirt - Large	
C400XL	Dick Cepek Embroidered Polo Shirt - XLarge	
C400XXL	Dick Cepek Embroidered Polo Shirt - XXLarge	

DICK CEPEK HAT

Natural twill, low fitting, stylish cap embroidered with the famous Dick Cepek logo.

Part #	Description	Sizes
C255	Black Twill Hat	one size fits all



TEE SHIRT

Get noticed as an off-road enthusiast in this 100% cotton tee, pre-shrunk, featuring the Dick Cepek logo front and back.

Part #	Description	Sizes
C350S	Dick Cepek Grey T-Shirt	- Small
C350M	Dick Cepek Grey T-Shirt	- Medium
C350L	Dick Cepek Grey T-Shirt	- Large
C350XL	Dick Cepek Grey T-Shirt	- XLarge
C350XXL	Dick Cepek Grey T-Shirt	- XXLarge

Shop Online at
DickCepek.com

BANNERS, SIGNS & DECALS

3'X8' VINYL SHOP BANNERS

Part # P675



18'' x 36'' VINYL MINI BANNERS

Part # P650

24'' EMBOSSED ALUMINUM SIGN

Part # P775




7'' RACE DECALS

Part # P430




DICK CEPEK "SOLD HERE" WINDOW DECALS

Part # P525



PRODUCT DISPLAYS



◀ FULL SIZE TIRE AND WHEEL DISPLAY

Holds three Dick Cepek Tire and Wheel combos. Adjustable to accommodate different tire and wheel diameters and widths. Tires bolt securely in place. Brochure holder included. Made to accommodate Dick Cepek embossed aluminum sign (#P775) which is sold separately. Gray hammertone textured off road finish looks great. Easy to assemble.

Part # P960

COUNTER TOP MINI TIRE AND WHEEL DISPLAY ▶

Great for showrooms with no space for a full size tire display! This unit only stands 21" tall and features an embossed aluminum Dick Cepek Logo, mini versions of our popular tires, and a holder for brochures

Part # C950



◀ PLASTIC TIRE STANDS WITH DICK CEPEK LOGO

Part # P560

DICK CEPEK STANDARD LIMITED WARRANTY

Every first quality tire bearing our name and serial number and not branded "NA" which is not used for racing is warranted to be free of defects in workmanship and material during the life of the original tread design. Original tread life is completed when the tire is worn to 3 remaining 32nds.

If, upon presentation of a tire, our examination shows a tire is eligible for adjustment credit under the terms of the warranty, we will make a reasonable allowance on the purchase of a new tire based on the then current "Suggested Retail Price". Any such allowance will be based on the tread wear remaining as set forth in the adjustment policy available from the company.

This warranty is made for the exclusive benefit of the original owner actually using these products, is not assignable, and no claim hereunder will be recognized unless submitted on our standard claim form duly filled out and signed by such owner.

This warranty, does not in any way extend to any consequential damages or losses.

There is no other warranty, or liability, expressed or implied, applicable to these products. No representative has the authority to make any representation, promise, or agreement except as stated herein.

Some states do not allow the exclusion or limitation of incidental or consequential damages, so the above limitation or exclusion may not apply.

This warranty gives you specific legal rights, and you may also have other rights which vary from state to state.

TIRE ADJUSTMENT POLICY

Any Dick Cepek tire that becomes unserviceable as a result of an eligible adjustable condition during the first 2/32nds of tread wear will be replaced FREE OF CHARGE.

A tire worn beyond 2/32nds that exhibits an eligible adjustable condition will be replaced on a pro rated basis only.

Any Dick Cepek tire that does not deliver satisfactory service due to a balance, out of round or a ride complaint problem will be replaced without charge within the first 2/32nds of the tire's tread life. After the first 2/32nds the tire is not warrantable for the aforementioned conditions. The schedule of tire pro ration is available by request through Dick Cepek Tires & Wheels.

No adjustments will be made in cases of abuse by user, such as, but not limited to:

- Road Hazard
- Trued Tires
- Under or Over Inflation
- Wheel Alignment
- Cut by Vehicle
- Nail Holes, Cuts, Punctures
- Run Flat

TIRES: RADIAL VERSUS BIAS

Bias tires tend to ride and handle differently than radials. Bias ply or bias belted and radial tires should not be mixed on the same vehicle.

Dick Cepek is not responsible for abnormal wear due to suspension modifications and improper maintenance.

WARRANTY ON WHEELS

Any new Dick Cepek Wheel that does not deliver satisfactory service due to an out of round or a cosmetic appearance issue, will be replaced without charge within 30 days of the purchase date. Wheel finish warranty as follows, Chrome - 2 Years, Black - 2 years, NO FINISH WARRANTY ON POLISHED WHEELS.

THIS WHEEL WARRANTY SHALL NOT APPLY TO:

1. Any defect, malfunction or failure caused by damage in transit, or by abuse, misuse, accident or negligence.
2. Wheels that are damaged or suffer structural failure as a result of racing or off-road activities that exceed their rated load.
3. Wheels that have been altered or repaired.
4. Wheels that have not been installed in accordance with Dick Cepek Wheels instruction or installed on an incorrect tire sizes or used with excessive vehicle loads.
5. Wheel corrosion or cosmetic flaws occurring after purchase due to car wash damage, chemicals, caustic cleaning agents climate condition or neglect.
6. Appearance defects in wheels that have been mounted after purchase or have been sold as a blemished product.
7. Wheels made to fit with the use of spacers or adapters.

Transfer of title of any Dick Cepek Products by the original retail purchase voids the warranty. This Warranty gives you specific legal right and you may also have other rights which vary from state to state.

DISTRIBUTED BY:



4600 PROSPER DRIVE, STOW, OH 44224 U.S.A. TOLL FREE (800) 222-9092 PHONE (330) 928-9092 FAX (330) 928-0503